Moeller® series

www.eaton.com/moellerproducts

Nockenschalter T
Cam Switches T
Commutateurs à cames T

EATON

Powering Business Worldwide

Die Sicherheit im Netz

Nockenschalter

können für vielfältige Schalt- und Steuerungsaufgaben eingesetzt werden. Sie sind zum Schalten von Motoren, Elektrowärmegeräten und Beleuchtung ebenso gut geeignet wie für Steuerstromkreise.
In diesem Katalog sind 800 Standardschaltungen für den Einsatz von Nockenschaltern zusammengestellt. Suchen Sie für eine vorhandene Schaltung einen passenden Schalter, finden Sie ihn in **Teil 1** am schnellsten. Hier sind die Schalter nach Zahl der Schaltstellungen, Zahl der Kontakte und dem Frontschild sortiert.
Grundlage für die Planung und Ausführung Ihrer Anwendung ist die in **Teil 2+3** enthaltene umfangreiche Bibliothek von Standardschaltungen. Die Auswahl erfolgt in diesem Teil nach Verwendungszweck und Betriebsleistung bzw. Dauerstrom des Schalters. Das umfangreiche **Bauform-Zubehör** und die **Zusatzausrüstung** zur Komplettierung des Schalters für den speziellen Anwendungszweck befindet sich im Hauptkatalog (HPL).
Einen Überblick über die Ergänzungsmöglichkeiten vermitteln Ihnen die Übersichten auf den nächsten Seiten. Die aktuellen **Technischen Daten** und die **Abmessungen** sind ebenfalls im gültigen Hauptkatalog zusammengestellt.
Die **Preise** zu den in diesem Katalog enthaltenen Standardschaltern sind im **Preisblatt XK 115** alphanumerisch aufgelistet. Kann Ihre Anwendung nicht mit einem Standardschalter ausgestattet werden oder benötigen Sie ein Frontschild mit individueller Beschriftung, so finden Sie am Ende dieses Kataloges Bestellformulare, mit denen Sie Nockenschalter nach Ihren ganz speziellen Wünschen anfordern können.

Safety in the System

Rotary switches

can be used for a wide range of switching and control functions. They are just as suitable for switching motors, electric heating appliances and lighting as they are for control circuits.
This catalogue contains 800 standard contact sequences for the use of rotary cam switches. Use **Section 1** to find a suitable switch for the contact sequence shown. This section shows the switches according to the number of switch positions, number of contacts and front plate type. **Section 2+3** contains a comprehensive list of standard contact sequences that you can use as a basis for planning and implementing your application. Make your selection in this part according to the application, the operating rating and uninterrupted current rating of the switch. The extensive **Mounting accessories** and other **Accessories** are listed in the Main Catalogue (HPL), completing the range of switches for special applications. The following pages provide an overview of the possible extensions. The current **Technical data** and **Dimensions** can also be found in the Main Catalogue. The **Prices** of the standard switches contained in this catalogue are listed alphanumerically in the **Price List XK 115.** If your application cannot be fitted with a standard switch, order forms are provided at the back of this catalogue for ordering rotary switches to meet your particular requirements.

La sécurité dans le réseau

Commutateurs à cames

Les commutateurs à cames servent à de multiples tâches de commutation et de commande. Ils s'utilisent aussi bien dans les circuits de puissance pour la commande des moteurs, des appareils électrothermiques et de l'éclairage que dans les circuits de commande.
Ce catalogue rassemble 800 schémas standards de commutateurs à cames. Si vous recherchez un commutateur pour un schéma donné, vous le trouverez plus rapidement dans la **partie 1**. Les commutateurs y sont classés selon leur nombre de positions, leur nombre de contacts et leur plastron.
La **partie 2+3** contient une vaste bibliothèque de schémas standards qui servira de base à votre étude. Le choix des appareils s'effectue ici en fonction de l'application et de la puissance d'emploi ou du courant ininterrompu des commutateurs. Les nombreux **accessoires de montage** et les **équipements complémentaires** destinés aux applications spéciales figurent dans le Catalogue Général (HPL). Les pages suivantes vous donnent un aperçu des possibilités d'adjonction d'accessoires sur les commutateurs. Pour connaître les **caractéristiques techniques** et les **encombrements** des commutateurs à cames, reportez-vous au Catalogue Général. Le prix des commutateurs standards contenus dans ce catalogue figure dans la **liste de prix XK 115** (les appareils y sont classés par ordre alpha numérique). Si aucun commutateur à cames standard ne convient à votre application ou si vous avez besoin d'un plastron avec une inscription spéciale, vous trouverez à la fin de ce catalogue des formulaires qui vous permettront de commander les commutateurs souhaités.

Inhalt | Table of contents | Table des matières

EIN-AUS-Schalter
ON-OFF-Switches
Interrupteurs Marche-Arrêt
T0, T3, T5(B)

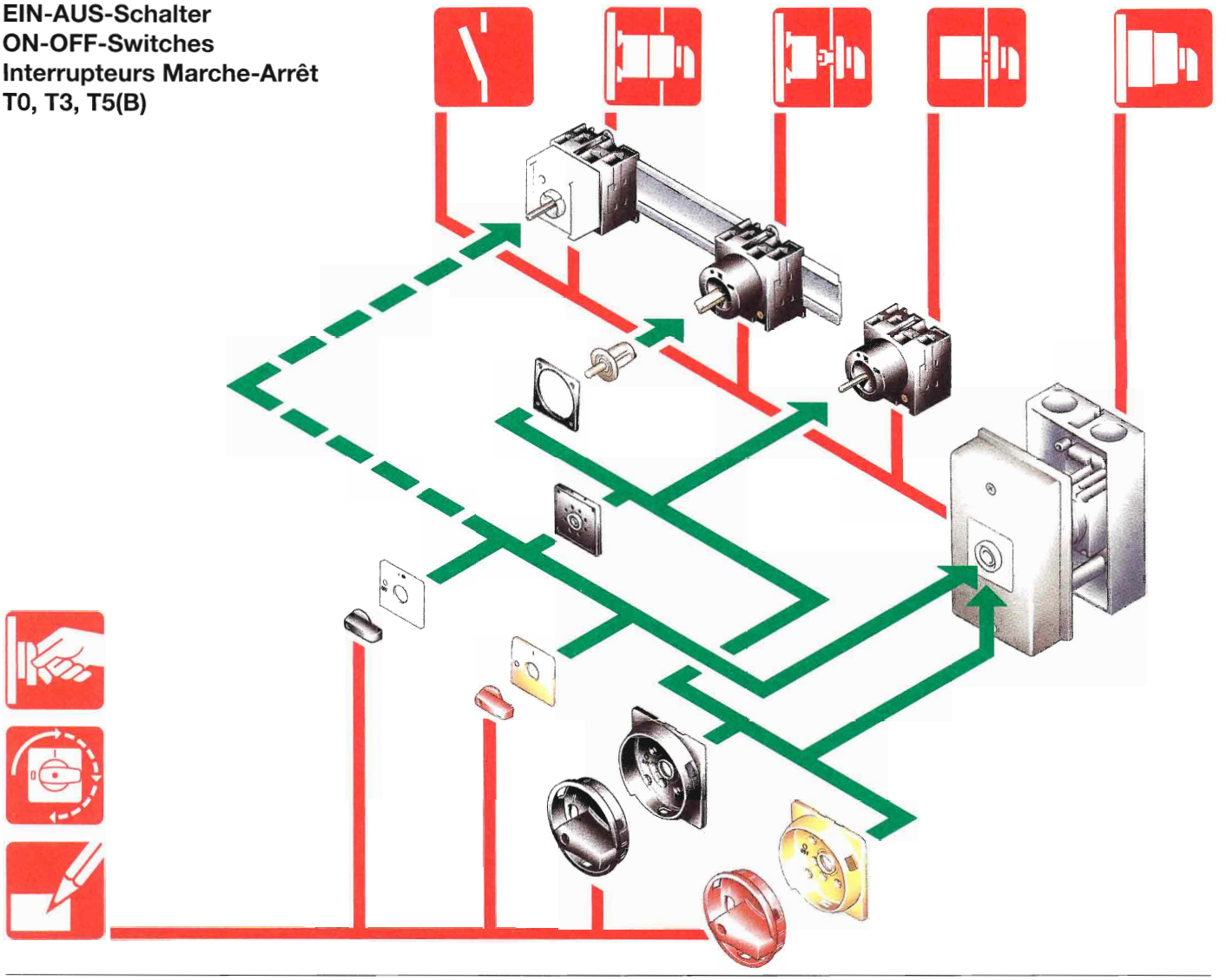

Steuerschalter
Control switches
Commutateurs de commande
T0, T3, T5(B)

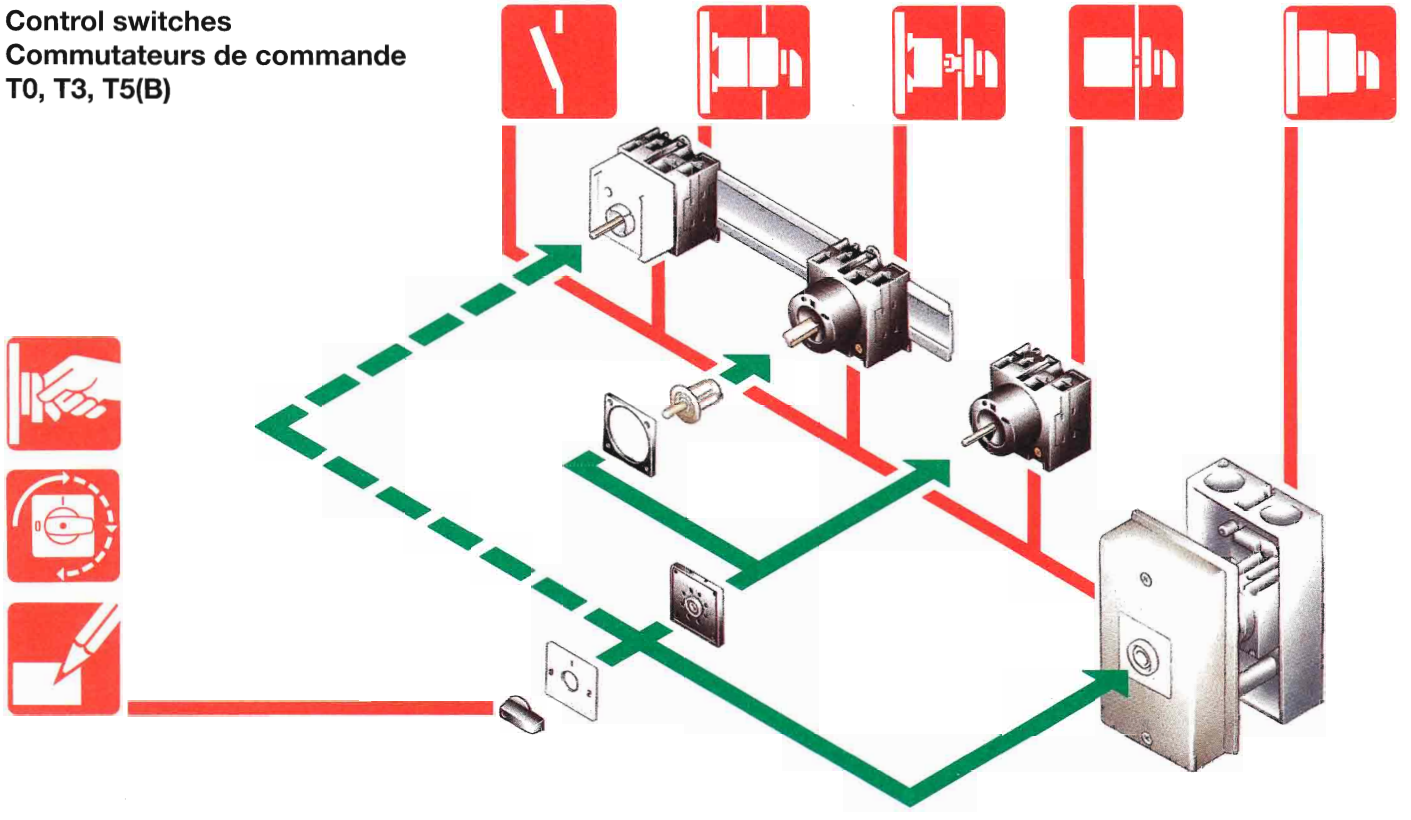

Aufbau (.../I)

- IP 65 total isoliert
- Isolierte N- und PE-Klemme
- Gehäuse für metrische Kabeleinführungen auf Anfrage

Surface mounting (.../I)

- IP 65 totally insulated
- Insulated N terminal and PE terminal
- Enclosure for metric cable entry: please enquire

En saillie (.../I)

- IP 65 à isolation totale
- Bornes N et PE isolées
- Boîtiers pour entrées de câbles métriques sur demande

Aufbau-Hauptschalter (.../I/SVB)

- IP 65 (.../CI 19: IP 55) total isoliert
- nach IEC 204/DIN VDE 0113 und IEC 947/EN 60 947
- 0-Stellung mit 3 Vorhänge-schlössern abschließbar

Surface mounting main switches (.../I/SVB)

- IP 65 (.../CI 19: IP 55) totally insulated
- to IEC 204/EN 60 204 and IEC 947/ EN 60 947
- Lockable in 0 (OFF) position using three padlocks

Interrupteur général en saillie (.../I/SVB)

- IP 65 (.../CI 19: IP 55) à isolation totale
- Conforme à IEC 204/EN 60 204 et IEC 947/EN 60 947
- Position «0» condamnable par 3 cadenas

Einbau (.../E)

- Front IP 65
- Einbau und Anschluß von hinten
- Anschlußklemme: Kreuzschlitzschraube „Pozidriv"
- Finger- und Handrückensicherheit

Flush mounting (.../E)

- Front protected to IP 65
- Fitting and connection from rear
- Terminal: "Pozidriv" plus-minus screw
- Finger- and back-of-hand proof

Encastré (.../E)

- Face avant IP 65
- Montage et raccordement par l'arrière
- Bornes de raccordement à vis cruziforme type «Pozidriv»
- Protégé contre les contacts avec les doigts et le dos de la main

Einbau-Hauptschalter (.../EA/SVB)

- Front IP 55
- nach IEC 204/DIN VDE 0113 und IEC 947/EN 60 947
- N- und PE-Klemme

Flush mounting main switches (.../EA/SVB)

- Front protected to IP 55
- to IEC 204/EN 60 204 and IEC 947/ EN 60 947
- N terminal and PE terminal

Interrupteur général encastré (.../EA/SVB)

- Face avant IP 55
- Conforme à IEC 204/EN 60 204 et IEC 947/EN 60 947
- Bornes N et PE

Zentraleinbau (.../EZ)

- Front IP 55
- Montage in Normbohrung 22,5 mm
- „Ein-Mann-Montage" durch Zentralbefestigung

Centre mounting (.../EZ)

- Front protected to IP 55
- Mounting in standard aperture 22,5 mm diameter
- Centre fixing permits easy fitting

Encastré avec fixation centrale (.../EZ)

- Face avant IP 55
- Montage en perçage normalisé de 22,5 mm
- Montage facile grâce à la fixation centrale

Zwischenbau (.../Z)

- Front IP 65
- Befestigung durch Aufschnappen oder Schraubbefestigung (T0, T3)
- Schnappbefestigung auf Hutschiene EN 50 022-35
- Kupplungsantrieb in Tür oder Deckel
- Anschluß von vorne

Rear mounting (.../Z)

- Front protected to IP 65
- Secure by snap fitting or screw fixing (T0 or T3)
- Snap fitting on top-hat rail to EN 50 022-35
- Coupling drive in door or cover
- Connection from front

Encastré avec fixation par l'arrière (.../Z)

- Face avant IP 65
- Fixation par encliquetage ou par vis (T0, T3)
- Fixation par encliquetage sur profilé chapeau EN 50 022-35
- Manette et mécanisme de manœuvre découplable montés sur porte ou capot
- Raccordement par l'avant

Zwischenbau-Hauptschalter (.../V/SVB)

- Front IP 55
- nach IEC 204/DIN VDE 0113 und IEC 947/EN 60 947
- Mit Türverriegelung in „I"-Stellung

Rear mounting main switches (.../V/SVB)

- Front protected to IP 55
- to IEC 204/EN 60 204 and IEC 947/ EN 60 947
- With door interlock in I (ON) position

Interrupteur général encastré fixation par l'arrière (.../V/SVB)

- Face avant IP 55
- Conforme à IEC 204/EN 60 204 et IEC 947/EN 60 947
- Avec verrouillage de porte en position «I»

Verteilereinbau (.../IVS)

- Front IP 30
- Schnappbefestigung auf Hutschiene EN 50 022-35
- Einbau
  - in Installationsverteiler bis 3 Baueinheiten (45 mm Einbautiefe)
  - in Schaltschrank bis 8 Baueinheiten

Service distribution board mounting (.../IVS)

- Front protected to IP 30
- Snap fitting on top-hat rail to EN 50 022-35
- Flush mounting
  - Up to three contact units in a service distribution board (45 mm mounting depth)
  - Up to eight contact units in a control panel

Encastré en tableau modulaire (.../IVS)

- Face avant IP 30
- Fixation par encliquetage sur profilé chapeau EN 50 022-35
- Montage
  - en tableau modulaire jusqu'à 3 galettes (profondeur de montage 45 mm)
  - en armoire jusqu'à 8 galettes

Baugröße/Switch size/Modèle

					T0
Bemessungsbetriebsleistung Rated operational power Puissance assignée d'emploi		AC-3	220–240 V **380–440 V** 500 V 690 V	kW **kW** kW kW	3 **4** 4 4
Drehstrommotoren 50–60 Hz (je 3 Strombahnen) Three phase motor 50–60 Hz (for each set of 3 contacts) Moteurs triphasés 50–60 Hz (3 circuits)					
Bemessungsbetriebsstrom Rated operational current Courant assigné d'emploi	I_e	AC-21 A AC-15	 220–240 V 280–415 V 500 V	A A A A	12 6 4 2
Bemessungsdauerstrom Rated uninterrupted current Courant assigné ininterrompu	I_u			**A**	**20**
Schaltkammer/Contact chamber/ Galettes de contact				mm	45 × 48
Frontschild/Front plate/Plastron				mm	48 × 48

Bauform/Mounting form/Type de montage

Aufbau T.../I **Surface mounting T.../I** **En saillie T.../I**	IP 65 total isoliert IP 65 totally insulated IP 65 à isolation totale	
Aufbau-Hauptschalter T.../I/SVB **Surface mounting main switches T.../I/SVB** **Interrupteur général en saillie T.../I/SVB**	IP 65 total isoliert IP 65 totally insulated IP 65 à isolation totale	
Einbau T.../E **Flush mounting T.../E** **Encastré T.../E**	Front IP 65 Front protected to IP 65 Front avant IP 65	
Einbau-Hauptschalter T.../EA/SVB **Flush mounting main switches T.../EA/SVB** **Interrupteur général encastré T.../EA/SVB**	Front IP 55 Front protected to IP 55 Face avant IP 55	
Zentraleinbau T.../EZ **Centre mounting T.../EZ** **Encastré avec fixation centrale T.../EZ**	Front IP 55 Front protected to IP 55 Face avant IP 55	
Zwischenbau T.../Z **Rear mounting T.../Z** **Encastré avec fixation par l'arrière T.../Z**	Front IP 55 Front protected to IP 55 Face avant IP 55	
Zwischenbau-Hauptschalter T.../V/SVB **Rear mounting main switches T.../V/SVB** **Interrupteur général encastré** **avec fixation par l'arrière T.../V/SVB**	Front IP 55 Front protected to IP 55 Face avant IP 55	
Verteilereinbau T.../IVS **Service distribution board mounting T.../IVS** **Encastré en tableau modulaire T.../IVS**	Front IP 30 Front protected to IP 30 Face avant IP 30	

Nockenschalter/Rotary Switches/Commutateurs à cames
Übersicht/Overview/Synoptique

T3	T5B	T5
5,5 **11** 15 15	15 **22** 22 22	22 **37** 37 30
25 10 6 4	63 16 6 4	80 16 6 4
32 60 × 54 48 × 48	**63** 86 × 79 88 × 88	**100** 86 × 79 88 × 88
		
		
		
		
		
		
		

Nockenschalter/Rotary switches/Commutateurs à cames
Typenschlüssel/Key to type reference/Signification des références

Nockenschalter T können durch ihr Bauform-Zubehör auf den jeweiligen Einsatzzweck abgestimmt werden. Das Schaltgerät wird im Werk dem Kundenwunsch entsprechend zusammengebaut. Dies ist durch die Bestellung nach einem speziellen **Typenschlüssel** möglich:

The mounting accessories of the T rotary switches enable them to be adapted to the requirements of the application. The switch is assembled in the factory according to customer requirements. This is specified using the special **Type refence** in the order:

Les commutateurs à cames T peuvent être adaptés aux différentes applications grâce à leurs accessoires de montage modulaires. L'appareil est assemblé en usine selon les vœux de client. La commande s'effectue à l'aide d'une **référence spéciale** dont voici la signification :

T 0 - 1 - 8210 / E + FS 161570 + S-T0

Nockenschalter/Rotary switches/Commutateurs à cames

Baugröße/Switch size/Taille

0	I_u = 20 A
3	I_u = 32 A
5B	I_u = 63 A
5	I_u = 100 A (35 mm²: 100 A; 25 mm²: 85 A; 16 mm²: 80 A)

BE Baueinheiten/Contact units/Nombre de galettes

Schaltungsnummer/Contact sequence number/Numéro de schéma

Bauform/Mounting form/Type de montage

I (CI 19)	Aufbau (bis maximal 4 BE) Surface mounting (up to 4 contact units) En saillie (jusqu'à 4 galettes)
I/SVB (CI 19/SVB)	Aufbau-Hauptschalter (bis maximal 4 BE, nur mit FS 908) Surface mounting main switches (up to 4 contact units, only with FS 908) Interrupteur général en saillie (jusqu'à 4 galettes, uniquement avec FS 908)
E	Einbau Flush mounting Encastré
EA/SVB	Einbau-Hauptschalter (nur mit FS 908) Flush mounting main switches (only with FS 908) Interrupteur général encastré (uniquement avec FS 908)
EZ	Zentraleinbau (nur T0 und T3) Centre mounting (only T0 and T3) Encastré avec fixation centrale (T0 et T3 uniquement)
Z	Zwischenbau Rear mounting Encastré avec fixation par l'arrière
V/SVB	Zwischenbau-Hauptschalter (nur mit FS 908) Rear mounting main switches (only with FS 908) Interrupteur général encastré avec fixation par l'arrière (uniquement avec FS 908)
IVS	Verteilerbau (nur T0) Service distribution board mounting (only T0) Encastré en tableau modulaire (T0 uniquement)

Frontschild/Front plate type/Plastron

nur wenn abweichend von Listentyp
if different from list type
si diffèrent du type standard

Zusatzausrüstung/Accessories/Equipements complémentaires

siehe Hauptkatalog
look at Main Catalogue
voir Catalogue Général

Nockenschalter mit gleicher Schaltungsnummer erfüllen immer die gleiche Funktion.

Rotary switches with the same contact sequence number always fulfill the same function.

Les commutateurs à cames portant le même numéro de schéma ont toujours la méme fonction.

Schaltungen sortiert nach
Contact sequences sorted by
Schémas classés selon

Steuerschalter

In diesem Teil sind die Schaltungen mit zugehörigem Frontschild dargestellt.

Schaltungsvorschläge zur Steuerung von Motoren, Schützen, Heizungen, Instrumenten oder anderem sind in den Teilen 2 und 3 enthalten.

Folgende Zeichen wurden zur Darstellung der Schaltungen verwendet:

	Kontakt geschlossen
	Kontakt ohne Unterbrechung geschlossen
	Kontakt mit Unterbrechung geschlossen
	automatischer Rückzug
	Kontakt nacheilend
	Kontakt voreilend

Reicht diese Darstellung nicht aus, zum Beispiel beim Zusammentreffen von Voreilungen für Neutralleiter und Überlappung von Kontakten, so wird dies durch zusätzliche Felder deutlich gemacht.

Control switches

This section shows the contact sequences with corresponding front plate.

Contact sequences for controlling motors, contactors, heating systems, instruments or other components are shown in sections 2 and 3.

The following symbols were used for showing the contact sequences:

	Contact closed
	Contact closed without interruption
	Contact closed with interruption
	Automatic return
	Late-break contact
	Early-make contact

If these symbols are not enough, for example, for combinations of early-make contacts for neutral conductors and contact overlaps, this can be clarified with additional fields.

Commutateurs de commande

Dans cette partie sont représentés les schémas avec les plastrons correspondants.

Vous trouverez dans les parties 2 et 3 des exemples de schémas pour la commande de moteurs, contacteurs, chauffage, instruments de mesure ou autres appareils.
Signification des symboles utilisés dans les schémas:

	Contact fermé
	Contact fermé sans interruption
	Contact fermé avec interruption
	Retour automatique
	Contact à action retardée
	Contact à action avancée

Si ces symboles ne suffisent pas à représenter par exemple une fermeture avancée du sectionneur de neutre et un chevauchement de contacts, ces fonctions sont expliquées par des légendes supplémentaires.

Kontakte
Contacts

Schaltstellungen positions positions **2**

1	01	FS 908	A T0-1-8200 T3-1-8200	02	FS 945	A T0-1-15471 T3-1-15471	03	FS 415	A T0-1-15401 T3-1-15401
1	04	FS 416	A T0-1-140 T3-1-140	05	FS 907	A T0-1-15481 T3-1-15481	06	FS 142003	A T0-1-15411 T3-1-15411
1	07	FS 4721	A T0-1-15321 T3-1-15321	08	FS 14915	A T0-1-8175 T3-1-8175	09	FS 4723	A T0-1-15351 T3-1-15351
1	10	FS 455	A T0-1-8204 T3-1-8204	11	FS 141879	A T0-1-15311 T3-1-15311	12	FS 14913	A T0-1-8174 T3-1-8174
2	13	FS 908	A T0-1-102 T3-1-102	14	FS 908	A T0-1-8291 T3-1-8291	15	FS 945	A T0-1-15472 T3-1-15472
2	16	FS 907	A T0-1-15482 T3-1-15482	17	FS 415	A T0-1-15402 T3-1-15402	18	FS 611	A T0-1-8201 T3-1-8201
2	19	FS 943	A T0-1-8220 T3-1-8220	20	FS 902	A T0-1-15441 T3-1-15441	21	FS 907	A T0-1-8046 T3-1-8046
2	22	FS 19334	A T0-1-15451 T3-1-15451	23	FS 142003	A T0-1-15412 T3-1-15412	24	FS 190848	B T0-1-15462 T3-1-15462
2	25	FS 455	A T0-1-8205 T3-1-8205	26	FS 496	A T0-1-8295 T3-1-8295	27	FS 4721	A T0-1-15322 T3-1-15322
2	28	FS 4723	A T0-1-15352 T3-1-15352	29	FS 140130	A T0-1-8173 T3-1-8173	30	FS 140805	A T0-1-8124 T3-1-8124
2	31	FS 141622	A T0-1-15090 T3-1-15090	32	FS 141879	A T0-1-15312 T3-1-15312	33	FS 908	A T0-1-15521 T3-1-15521
3	34	FS 908	A T0-2-1 T3-2-1	35	FS 945	A T0-2-15473 T3-2-15473	36	FS 415	A T0-2-15403 T3-2-15403
3	37	FS 907	A T0-2-15483 T3-2-15483	38	FS 9194	A T0-2-8224 T3-2-8224	39	FS 945	A T0-2-8032 T3-2-8032
3	40	FS 4721	A T0-2-15323 T3-2-15323	41	FS 455	A T0-2-8206 T3-2-8206	42	FS 4723	A T0-2-15353 T3-2-15353
3	43	FS 142003	A T0-2-15413 T3-2-15413	44	FS 141879	A T0-2-15313 T3-2-15313	45	FS 142005	A T0-2-15343 T3-2-15343

Kontakte
Contacts

Schaltstellungen positions positions **2**

4	01	FS 908	A	T0-2-8293 T3-2-8293	02	FS 908	A	T0-2-8324 T3-2-8324	03	FS 908	A	T0-2-15679 T3-2-15679
4	04	FS 908	A	T0-2-15522 T3-2-15522	05	FS 908	B	T0-2-15169 T3-2-15169	06	FS 908	B	T0-2-113 T3-2-113
4	07	FS 943	A	T0-2-8221 T3-2-8221	08	FS 907	A	T0-2-8064 T3-2-8064	09	FS 907	B	T0-2-15484 T3-2-15484
4	10	FS 907	A	T0-2-8050 T3-2-8050	11	FS 902	A	T0-2-15442 T3-2-15442	12	FS 945	B	T0-2-15474 T3-2-15474
4	13	FS 19334	A	T0-2-15452 T3-2-15452	14	FS 402	B	T0-2-15009 T3-2-15009	15	FS 415	A	T0-2-15404 T3-2-15404
4	16	FS 455	A	T0-2-8207 T3-2-8207	17	FS 496	A	T0-2-8296 T3-2-8296	18	FS 142003	A	T0-2-15414 T3-2-15414
4	19	FS 160544	A	T0-2-8537 T3-2-8537	20	FS 190848	B	T0-2-15463 T3-2-15463	21	FS 9194	B	T0-2-8225 T3-2-8225
5	22	FS 908	A	T0-3-8341 T3-3-8341	23	FS 908	B	T0-3-15259 T3-3-15259				
5	24	FS 945	A	T0-3-15475 T3-3-15475	25	FS 943	B	T0-3-115 T3-3-115				
6	26	FS 908	A	T0-3-8342 T3-3-8342	27	FS 908	A	T0-3-15680 T3-3-15680				
6	28	FS 908	A	T0-3-15681 T3-3-15681	29	FS 908	A	T0-3-15683 T3-3-15683				
6	30	FS 908	A	T0-3-15523 T3-3-15523	31	FS 945	A	T0-3-15476 T3-3-15476				
6	32	FS 908	B	T0-3-12 T3-3-12	33	FS 902	A	T0-3-15443 T3-3-15443				
6	34	FS 943	A	T0-3-8222 T3-3-8222	35	FS 19334	A	T0-3-15453 T3-3-15453				
6	36	FS 908	B	T0-3-15284 T3-3-15284	37	FS 908	B	T0-3-130 T3-3-130				

Kontakte
Contacts

Schaltstellungen positions positions **2**

6	01	FS 908	B	T0-3-15159 T3-3-15159	
	02	FS 601	B	T0-3-21 T3-3-21	
6	03	FS 402	B	T0-3-15016 T3-3-15016	
	04	FS 496	A	T0-3-8297 T3-3-8297	
7	05	FS 908	A	T0-4-8343 T3-4-8343	
	06	FS 601	B	T0-4-45 T3-4-45	
8	07	FS 908	A	T0-4-8344 T3-4-8344	
	08	FS 908	A	T0-4-15682 T3-4-15682	
8	09	FS 908	B	T0-4-22 T3-4-22	
	10	FS 908	B	T0-4-15700 T3-4-15700	
8	11	FS 908	B	T0-4-15164 T3-4-15164	
	12	FS 943	A	T0-4-8223 T3-4-8223	
8	13	FS 601	B	T0-4-15185 T3-4-15185	
	14	FS 943	B	T0-4-11 T3-4-11	
8	15	FS 642	B	T0-4-133 T3-4-133	
	16	FS 496	A	T0-5-8536 T3-5-8536	
8...9	17	FS 496	A	T0-4-8298 T3-4-8298	
	18	FS 908	A	T0-5-8345 T3-5-8345	
9	19	FS 943	B	T0-5-15203 T3-5-15203	
	20	FS 601	B	T0-5-119 T3-5-119	
9...10	21	FS 642	B	T0-5-134 T3-5-134	
	22	FS 908	A	T0-5-8346 T3-5-8346	
10...11	23	FS 943	A	T0-5-8369 T3-5-8369	
	24	FS 908	A	T0-6-8347 T3-6-8347	
12	25	FS 908	A	T0-6-8348 T3-6-8348	
	26	FS 908	B	T0-6-13 T3-6-13	
12	27	FS 908	B	T0-6-15168 T3-6-15168	
	28	FS 943	A	T0-6-8370 T3-6-8370	
12...13	29	FS 19334	A	T0-6-8529 T3-6-8529	
	30	FS 908	A	T0-7-8349 T3-7-8349	

Kontakte
Contacts

Schaltstellungen positions positions **2...3**

14	01	FS 908	A	T0-7-8350	T3-7-8350	02	FS 943	A	T0-7-8371	T3-7-8371			
15-16	03	FS 908	A	T0-8-8351	T3-8-8351	04	FS 908	A	T0-8-8352	T3-8-8352			
16...2	05	FS 943	A	T0-8-8372	T3-8-8372	06	FS 684	A	T0-1-8210	T3-1-8210			
2	07	FS 953	A	T0-1-8218	T3-1-8218	08	FS 19801	A	T0-1-8516	T3-1-8516	09	FS 614	A	T0-1-91	T3-1-91
2	10	FS 418	A	T0-1-8240	T3-1-8240	11	FS 418	A	T0-1-8310	T3-1-8310	12	FS 429	A	T0-1-15421	T3-1-15421
2	13	FS 1401	A	T0-1-15431	T3-1-15431	14	FS 1411805	A	T0-1-15058	T3-1-15058	15	FS 621	B	T0-1-15180	T3-1-15180
2	16	FS 418	B	T0-1-141	T3-1-141	17	FS 418	B	T0-1-170	T3-1-170	18	FS 429	B	T0-1-78	T3-1-78
2	19	FS 418	B	T0-1-15023	T3-1-15023	20	FS 910	B	T0-1-15502	T3-1-15502	21	FS 953	B	T0-1-15501	T3-1-15501
2	22	FS 141399	B	T0-1-15059	T3-1-15059	23	FS 4739	B	T0-1-15904	T3-1-15904	24	FS 1414000	A	T0-1-15434	T3-1-15434
2	25	FS 147767	A	T0-1-15511	T3-1-15511	26	FS 147767	A	T0-1-8178	T3-1-8178	27	FS 6034	A	T0-1-8180	T3-1-8180
2	28	FS 147767	B	T0-1-98	T3-1-98	29	FS 4011	A	T0-1-8214	T3-1-8214	30	FS 456	A	T0-1-15366	T3-1-15366
2	31	FS 458	A	T0-1-15371	T3-1-15371	32	FS 1423	A	T0-1-8158	T3-1-8158	33	FS 1423	A	T0-1-15061	T3-1-15061
2	34	FS 141141	A	T0-1-8185	T3-1-8185	35	FS 14510	A	T0-1-8176	T3-1-8176	36	FS 141400	A	T0-1-15060	T3-1-15060
2	37	FS 141617	A	T0-1-15089	T3-1-15089	38	FS 458	B	T0-1-9	T3-1-9	39	FS 456	B	T0-1-8	T3-1-8
2	40	FS 14510	B	T0-1-15362	T3-1-15362	41	FS 456	B	T0-1-15365	T3-1-15365	42	FS 4011	B	T0-1-15074	T3-1-15074

Kontakte
Contacts

Schaltstellungen positions positions **3**

3	01	FS 404	A	T0-2-8230 / T3-2-8230	02	FS 164222	A	T0-2-15121 / T3-2-15121
	03	FS 142601	A	T0-2-8061 / T3-2-8061	04	FS 19801	A	T0-2-8517 / T3-2-8517
	05	FS 404	B	T0-2-148 / T3-2-148	06	FS 404	B	T0-2-177 / T3-2-177
	07	FS 404	B	T0-2-15003 / T3-2-15003	08	FS 614	B	T0-2-94 / T3-2-94
	09	FS 465	A	T0-2-76 / T3-2-76	10	FS 621	B	T0-2-15085 / T3-2-15085
	11	FS 147767	A	T0-2-8425 / T3-2-8425	12	FS 141401	B	T0-2-15062 / T3-2-15062
	13	FS 142010	A	T0-2-15120 / T3-2-15120	14	FS 141583	A	T0-2-8150 / T3-2-8150
	15	FS 141617	A	T0-2-15088 / T3-2-15088				
4	16	FS 684	A	T0-2-8211 / T3-2-8211	17	FS 4011	A	T0-2-8215 / T3-2-8215
	18	FS 684	A	T0-2-8400 / T3-2-8400	19	FS 429	A	T0-2-15422 / T3-2-15422
	20	FS 164854	A	T0-2-15922 / T3-2-15922	21	FS 164855	A	T0-2-15923 / T3-2-15923
	22	FS 1401	A	T0-2-15432 / T3-2-15432	23	FS 147767	A	T0-2-15512 / T3-2-15512
	24	FS 456	A	T0-2-15367 / T3-2-15367	25	FS 418	A	T0-2-8260 / T3-2-8260
	26	FS 953	A	T0-2-8219 / T3-2-8219	27	FS 418	A	T0-2-8312 / T3-2-8312
	28	FS 953	A	T0-2-8047 / T3-2-8047	29	FS 190301	A	T0-2-8170 / T3-2-8170
	30	FS 904	A	T0-2-8018 / T3-2-8018	31	FS 19793	A	T0-2-8527 / T3-2-8527
	32	FS 684	A	T0-2-8711 / T3-2-8711	33	FS 160831	A	T0-2-8062 / T3-2-8062
	34	FS 1414000	A	T0-2-15435 / T3-2-15435	35	FS 458	A	T0-2-15372 / T3-2-15372
	36	FS 4011	A	T0-2-8179 / T3-2-8179	37	FS 456	A	T0-2-8513 / T3-2-8513
	38	FS 4011	A	T0-2-8120 / T3-2-8120	39	FS 140887	A	T0-2-8521 / T3-2-8521
	40	FS 141142	A	T0-2-8515 / T3-2-8515	41	FS 141598	A	T0-2-8159 / T3-2-8159
	42	FS 621	B	T0-2-37 / T3-2-37	43	FS 621	B	T0-2-18 / T3-2-18
	44	FS 418	B	T0-2-15130 / T3-2-15130	45	FS 644	B	T0-2-35 / T3-2-35

Kontakte
Contacts

Schaltstellungen positions positions **3**

4	01	FS 164854	L1-L2 L2-L3 L3-L1	B	T0-2-15918 T3-2-15918	02	FS 164855	L1-N L2-N L3-N	B	T0-2-15919 T3-2-15919	03
4	04	FS 910	0 1 2	B	T0-2-8020 T3-2-8020	05	FS 621	2 0 1	B	T0-2-15642 T3-2-15642	06
4	07	FS 141402	0 A 1	A	T0-2-15081 T3-2-15081	08	FS 142010	START 0 1	B	T0-2-15125 T3-2-15125	09
4...5	10	FS 14510	STOP 1 START	B	T0-2-15363 T3-2-15363	11	FS 684	1 0 2	A	T0-3-8401 T3-3-8401	
5	12	FS 4011	1 0 2	A	T0-3-8228 T3-3-8228	13	FS 142339	HOEHER 0 TIEFER	A	T0-3-8151 T3-3-8151	
5	14	FS 621	2 0 1	B	T0-3-2 T3-3-2	15	FS 458	2 0 1	B	T0-3-190 T3-3-190	
5	16	FS 621	2 0 1	B	T0-3-38 T3-3-38	17	FS 644	0 1 2	B	T0-3-36 T3-3-36	
5	18	FS 141956	AUS KUEHL KALT SEHR KALT	B	T0-3-15600 T3-3-15600	19	FS 142010	0 START 1	B	T0-3-15124 T3-3-15124	
6	20	FS 684	1 0 2	A	T0-3-8212 T3-3-8212	21	FS 4011	1 0 2	A	T0-3-8216 T3-3-8216	
6	22	FS 644	0 1 2	A	T0-3-8451 T3-3-8451	23	FS 418	0 1 2	A	T0-3-8280 T3-3-8280	
6	24	FS 429	2 0 1	A	T0-3-15423 T3-3-15423	25	FS 1401	HAND 0 AUTO	A	T0-3-15433 T3-3-15433	
6	26	FS 429	2 0 1	A	T0-3-15391 T3-3-15391	27	FS 147767	0 1 START	A	T0-3-15513 T3-3-15513	
6	28	FS 4026	2 0 1	A	T0-3-15392 T3-3-15392	29	FS 4117	2 0 1	A	T0-3-15393 T3-3-15393	
6	30	FS 458	2 0 1	A	T0-3-15394 T3-3-15394	31	FS 404	1 2 3	A	T0-3-8250 T3-3-8250	
6	32	FS 953	1 0 2	A	T0-3-8299 T3-3-8299	33	FS 418	0 1 2	A	T0-3-8314 T3-3-8314	

Kontakte
Contacts

Schaltstellungen positions positions **3**

6	01	FS 953	A	T0-3-8037 T3-3-8037	02	FS 160595	A	T0-3-8622 T3-3-8622
6	03	FS 904	A	T0-3-8017 T3-3-8017	04	FS 458	A	T0-3-15373 T3-3-15373
6	05	FS 141598	A	T0-3-8157 T3-3-8157	06	FS 621	B	T0-3-7 T3-3-7
6	07	FS 644	B	T0-3-6 T3-3-6	08	FS 404	B	T0-3-15137 T3-3-15137
6	09	FS 621	B	T0-3-123 T3-3-123	10	FS 621	B	T0-3-20 T3-3-20
6	11	FS 913	B	T0-3-15190 T3-3-15190	12	FS 644	B	T0-3-80 T3-3-80
6	13	FS 644	B	T0-3-15069 T3-3-15069	14	FS 404	B	T0-3-15010 T3-3-15010
6	15	FS 418	B	T0-3-15143 T3-3-15143	16	FS 418	B	T0-3-15035 T3-3-15035
6	17	FS 684	B	T0-3-15098 T3-3-15098	18	FS 141402	B	T0-3-15082 T3-3-15082
7	19	FS 918	A	T0-4-8419 T3-4-8419				
7	20	FS 644	A	T0-4-8450 T3-4-8450	21	FS 635	B	T0-4-24 T3-4-24
7	22	FS 621	B	T0-4-131 T3-4-131	23	FS 621	B	T0-4-48 T3-4-48
7	24	FS 644	B	T0-4-82 T3-4-82	25	FS 621	B	T0-4-15951 T3-4-15951
7	26	FS 644	B	T0-4-47 T3-4-47	27	FS 621	B	T0-4-106 T3-4-106
7	28	FS 644	B	T0-4-135 T3-4-135				

Kontakte
Contacts

Schaltstellungen positions positions **3**

8	01	FS 684	A	T0-4-8213 T3-4-8213	02	FS 953	A	T0-4-8294 T3-4-8294
8	03	FS 635	A	T0-4-8410 T3-4-8410	04	FS 684	A	T0-4-8441 T3-4-8441
8	05	FS 644	A	T0-4-8440 T3-4-8440	06	FS 644	A	T0-4-8480 T3-4-8480
8	07	FS 190301	A	T0-4-8171 T3-4-8171	08	FS 635	A	T0-4-8418 T3-4-8418
8	09	FS 644	A	T0-4-8439 T3-4-8439	10	FS 6322	A	T0-4-8417 T3-4-8417
8	11	FS 6617	A	T0-4-15107 T3-4-15107	12	FS 458	A	T0-4-15374 T3-4-15374
8	13	FS 141141	A	T0-4-8184 T3-4-8184	14	FS 621	B	T0-4-88 T3-4-88
8	15	FS 161629	B	T0-4-41 T3-4-41	16	FS 635	B	T0-4-3 T3-4-3
8	17	FS 644	B	T0-4-4 T3-4-4	18	FS 621	B	T0-4-5 T3-4-5
8	19	FS 621	B	T0-4-49 T3-4-49	20	FS 644	B	T0-4-46 T3-4-46
8	21	FS 644	B	T0-4-15204 T3-4-15204	22	FS 684	B	T0-4-65 T3-4-65
8	23	FS 644	B	T0-4-81 T3-4-81	24	FS 644	B	T0-4-86 T3-4-86
8	25	FS 635	B	T0-4-15067 T3-4-15067	26	FS 635	B	T0-4-15068 T3-4-15068
9	27	FS 404	A	T0-5-8270 T3-5-8270				
9	28	FS 953	A	T0-5-8043 T3-5-8043	29	FS 904	A	T0-5-8019 T3-5-8019

Kontakte
Contacts

Schaltstellungen positions positions **3**

9	01	FS 603	A	T0-5-15270 T3-5-15270	02	FS 635	A	T0-5-8416 T3-5-8416
9	03	FS 404	B	T0-5-15017 T3-5-15017	04	FS 635	B	T0-5-25 T3-5-25
9	05	FS 621	B	T0-5-124 T3-5-124	06	FS 644	B	T0-5-30 T3-5-30
9	07	FS 621	B	T0-5-33 T3-5-33	08	FS 404	B	T0-5-15150 T3-5-15150
9	09	FS 644	B	T0-5-31 T3-5-31	10	FS 621	B	T0-5-89 T3-5-89
9	11	FS 644	B	T0-5-87 T3-5-87	12	FS 644	B	T0-5-15900 T3-5-15900
10	13	FS 141152	A	T0-5-8531 T3-5-8531	14	FS 684	A	T0-5-8361 T3-5-8361
10	15	FS 418	A	T0-5-8486 T3-5-8486	16	FS 953	A	T0-5-8053 T3-5-8053
10	17	FS 644	A	T0-5-8444 T3-5-8444	18	FS 644	B	T0-5-29 T3-5-29
10	19	FS 635	B	T0-5-15899 T3-5-15899	20	FS 621	B	T0-5-32 T3-5-32
10... 11	21	FS 193085	B	T0-5-15172 T3-5-15172	22	FS 635	B	T0-6-126 T3-6-126
12	23	FS 604	A	T0-6-8476 T3-6-8476	24	FS 684	A	T0-6-8362 T3-6-8362
12	25	FS 614	A	T0-6-8491 T3-6-8491	26	FS 141442	A	T0-6-8155 T3-6-8155
12	27	FS 603	B	T0-6-156 T3-6-156	28	FS 603	B	T0-6-164 T3-6-164
12... 13	29	FS 603	B	T0-6-160 T3-6-160	30	FS 603	B	T0-7-161 T3-7-161

Kontakte
Contacts

Schaltstellungen positions positions **3...4**

13	01	FS 603	B	T0-7-157	T3-7-157	02	FS 603	B	T0-7-165	T3-7-165	
14	03	FS 684	A	T0-7-8363	T3-7-8363	04	FS 614	A	T0-7-8495	T3-7-8495	
15...16	05	FS 604	A	T0-8-8484	T3-8-8484	06	FS 644	A	T0-8-8498	T3-8-8498	
16	07	FS 684	A	T0-8-8364	T3-8-8364	08	FS 604	B	T0-8-15102	T3-8-15102	
1...2	09	FS 925	A	T0-1-8001	T3-1-8001	10	FS 926	A	T0-1-15108	T3-1-15108	11 FS 928 A T0-1-15109 T3-1-15109
2	12	FS 923	A	T0-1-15111	T3-1-15111	13	FS 193840	A	T0-1-15113	T3-1-15113	14 FS 925 A T0-1-8002 T3-1-8002
2	15	FS 420	A	T0-1-8330	T3-1-8330	16	FS 912	A	T0-1-15110	T3-1-15110	17 FS 616 A T0-1-93 T3-1-93
2	18	FS 928	B	T0-1-15043	T3-1-15043	19	FS 193840	B	T0-1-15046	T3-1-15046	20 FS 924 B T0-1-15048 T3-1-15048
2...3	21	FS 926	B	T0-1-15041	T3-1-15041	22	FS 9317	A	T0-1-8566	T3-1-8566	23 FS 420 A T0-2-8241 T3-2-8241
3	24	FS 925	A	T0-2-8051	T3-2-8051	25	FS 420	A	T0-2-8311	T3-2-8311	26 FS 925 A T0-2-8208 T3-2-8208
3	27	FS 419	A	T0-2-8871	T3-2-8871	28	FS 161800	A	T0-2-8512	T3-2-8512	29 FS 163098 A T0-2-15091 T3-2-15091
3	30	FS 420	B	T0-2-171	T3-2-171	31	FS 420	B	T0-2-142	T3-2-142	32 FS 616 B T0-2-92 T3-2-92
3	33	FS 616	B	T0-2-96	T3-2-96	34	FS 912	B	T0-2-15052	T3-2-15052	35 FS 420 B T0-2-15024 T3-2-15024
3...4	36	FS 143772	B	T0-2-15905	T3-2-15905	37	FS 1413890	B	T0-2-15906	T3-2-15906	38 FS 926 A T0-2-15042 T3-2-15042
4	39	FS 926	A	T0-2-8060	T3-2-8060	40	FS 606	A	T0-2-8231	T3-2-8231	41 FS 1410755 A T0-2-15920 T3-2-15920

Kontakte
Contacts

Schaltstellungen positions positions **4**

4	01	FS 1410757	A	T0-2-15921 T3-2-15921	02	FS 193840	A	T0-2-15114 T3-2-15114
	03	FS 1413890	A	T0-2-15907 T3-2-15907				
4	04	FS 911	A	T0-2-8021 T3-2-8021	05	FS 194322	A	T0-2-15176 T3-2-15176
	06	FS 194324	A	T0-2-15177 T3-2-15177				
4	07	FS 161304	A	T0-2-15503 T3-2-15503	08	FS 1410760	A	T0-2-8004 T3-2-8004
	09	FS 420	A	T0-2-8316 T3-2-8316				
4	10	FS 420	A	T0-2-8331 T3-2-8331	11	FS 4842	A	T0-2-8011 T3-2-8011
	12	FS 1410761	A	T0-2-8005 T3-2-8005				
4	13	FS 141750	A	T0-2-8153 T3-2-8153	14	FS 9441	B	T0-2-15170 T3-2-15170
	15	FS 406	B	T0-2-149 T3-2-149				
4	16	FS 616	B	T0-2-95 T3-2-95	17	FS 406	B	T0-2-15004 T3-2-15004
	18	FS 406	B	T0-2-178 T3-2-178				
4	19	FS 1410755	B	T0-2-14 T3-2-14	20	FS 1410757	B	T0-2-16 T3-2-16
	21	FS 924	B	T0-2-15049 T3-2-15049				
4	22	FS 928	B	T0-2-15044 T3-2-15044	23	FS 9317	B	T0-2-8828 T3-2-8828
	24	FS 923	B	T0-2-15112 T3-2-15112				
4	25	FS 191272	B	T0-2-15834 T3-2-15834	26	FS 193840	B	T0-2-15047 T3-2-15047
5	27	FS 141750	A	T0-3-8154 T3-3-8154	28	FS 164722	B	T0-3-15917 T3-3-15917
6	29	FS 9440	A	T0-3-8048 T3-3-8048	30	FS 193840	A	T0-3-15115 T3-3-15115
6	31	FS 420	A	T0-3-8261 T3-3-8261	32	FS 420	A	T0-3-8313 T3-3-8313
6	33	FS 420	A	T0-3-8332 T3-3-8332	34	FS 928	A	T0-3-8030 T3-3-8030
6	35	FS 141750	A	T0-3-8152 T3-3-8152	36	FS 142606	A	T0-3-8156 T3-3-8156

Kontakte
Contacts

Schaltstellungen positions positions **4**

6	01	FS 420	B	T0-3-15131 T3-3-15131	
	02	FS 912	B	T0-3-15053 T3-3-15053	
6	03	FS 928	B	T0-3-15045 T3-3-15045	
	04	FS 9440	B	T0-3-136 T3-3-136	
6	05	FS 924	B	T0-3-15050 T3-3-15050	
	06	FS 6233	B	T0-3-197 T3-3-197	
6...7	07	FS 420	B	T0-3-15030 T3-3-15030	
	08	FS 1332	B	T0-4-15833 T3-4-15833	
8	09	FS 406	A	T0-4-8251 T3-4-8251	
	10	FS 905	A	T0-4-8036 T3-4-8036	
8	11	FS 41236	A	T0-4-15055 T3-4-15055	
	12	FS 406	B	T0-4-15138 T3-4-15138	
8	13	FS 906	B	T0-4-15056 T3-4-15056	
	14	FS 911	B	T0-4-8031 T3-4-8031	
8	15	FS 924	B	T0-4-15051 T3-4-15051	
	16	FS 406	B	T0-4-15011 T3-4-15011	
9	17	FS 420	A	T0-5-8281 T3-5-8281	
	18	FS 9440	A	T0-5-15925 T3-5-15925	
9	19	FS 420	A	T0-5-8315 T3-5-8315	
	20	FS 9440	B	T0-5-183 T3-5-183	
9	21	FS 420	B	T0-5-15144 T3-5-15144	
	22	FS 420	B	T0-5-15036 T3-5-15036	
9	23	FS 142117	B	T0-5-15902 T3-5-15902	
	24	FS 911	B	T0-5-8033 T3-5-8033	
9	25	FS 911	B	T0-5-8038 T3-5-8038	
	26	FS 911	B	T0-5-8532 T3-5-8532	
9	27	FS 912	B	T0-5-15054 T3-5-15054	
	28	FS 420	B	T0-5-15070 T3-5-15070	
10	29	FS 911	A	T0-5-15178 T3-5-15178	
	30	FS 141477	A	T0-5-8535 T3-5-8535	

Kontakte
Contacts

Schaltstellungen positions positions **4**

10	01	FS 911	B	T0-5-8035 T3-5-8035	
	02	FS 6301	B	T0-5-15892 T3-5-15892	
11	03	FS 6301	B	T0-6-15893 T3-6-15893	
	04	FS 406	A	T0-6-8271 T3-6-8271	
11	05	FS 6338	A	T0-6-8449 T3-6-8449	
	06	FS 637	B	T0-6-103 T3-6-103	
11	07	FS 906	B	T0-6-8034 T3-6-8034	
	08	FS 193086	B	T0-6-15173 T3-6-15173	
11	09	FS 6585	B	T0-6-15083 T3-6-15083	
	10	FS 616	A	T0-6-8457 T3-6-8457	
12	11	FS 616	A	T0-6-8455 T3-6-8455	
	12	FS 616	A	T0-6-8459 T3-6-8459	
12	13	FS 420	A	T0-6-8481 T3-6-8481	
	14	FS 905	A	T0-6-8039 T3-6-8039	
12	15	FS 616	A	T0-6-8601 T3-6-8601	
	16	FS 616	A	T0-6-8602 T3-6-8602	
12	17	FS 616	A	T0-6-8603 T3-6-8603	
	18	FS 616	A	T0-6-8605 T3-6-8605	
12	19	FS 616	A	T0-6-8607 T3-6-8607	
	20	FS 616	A	T0-6-8609 T3-6-8609	
12	21	FS 616	A	T0-6-8613 T3-6-8613	
	22	FS 616	A	T0-6-8615 T3-6-8615	
12	23	FS 616	A	T0-6-8617 T3-6-8617	
	24	FS 616	B	T0-6-154 T3-6-154	
12	25	FS 406	B	T0-6-15151 T3-6-15151	
	26	FS 616	B	T0-6-158 T3-6-158	
12	27	FS 616	B	T0-6-162 T3-6-162	
	28	FS 406	B	T0-6-15018 T3-6-15018	
12	29	FS 906	B	T0-6-15057 T3-6-15057	
	30	FS 637	B	T0-6-104 T3-6-104	

Kontakte
Contacts

Schaltstellungen positions positions **4...5**

12... 13	01	FS 6389	B	T0-6-15080 T3-6-15080	
	02	FS 616	A	T0-7-8606 T3-7-8606	
13	03	FS 616	A	T0-7-8608 T3-7-8608	
	04	FS 616	A	T0-7-8610 T3-7-8610	
13	05	FS 616	A	T0-7-8614 T3-7-8614	
	06	FS 616	A	T0-7-8616 T3-7-8616	
13	07	FS 616	A	T0-7-8618 T3-7-8618	
	08	FS 616	B	T0-7-155 T3-7-155	
13	09	FS 616	B	T0-7-159 T3-7-159	
	10	FS 163	B	T0-7-163 T3-7-163	
13... 14	11	FS 616	B	T0-7-132 T3-7-132	
	12	FS 616	B	T0-7-187 T3-7-187	
14	13	FS 616	B	T0-7-188 T3-7-188	
	14	FS 616	B	T0-7-189 T3-7-189	
15... 16	15	FS 420	A	T0-8-8487 T3-8-8487	
	16	FS 406	A	T0-8-8477 T3-8-8477	
16	17	FS 616	B	T0-8-15100 T3-8-15100	
	18	FS 405	B	T0-8-184 T3-8-184	
3...4	19	FS 422	A	T0-2-8340 T3-2-8340	
	20	FS 422	A	T0-2-8242 T3-2-8242	
	21	FS 140660	A	T0-2-8177 T3-2-8177	
4	22	FS 140660	A	T0-2-8182 T3-2-8182	
	23	FS 6057	A	T0-2-8181 T3-2-8181	
	24	FS 422	B	T0-2-143 T3-2-143	
4	25	FS 422	B	T0-2-172 T3-2-172	
	26	FS 422	B	T0-2-15025 T3-2-15025	
	27	FS 1409	B	T0-2-99 T3-2-99	
5	28	FS 408	A	T0-3-8232 T3-3-8232	
	29	FS 1410764	A	T0-3-8010 T3-3-8010	
5	30	FS 408	B	T0-3-15005 T3-3-15005	
	31	FS 408	B	T0-3-150 T3-3-150	
5	32	FS 408	B	T0-3-179 T3-3-179	

Kontakte
Contacts

Schaltstellungen positions positions **5**

5	01	FS 1410756	B	T0-3-15 T3-3-15	
	02	FS 1410758	B	T0-3-17 T3-3-17	
6	03	FS 142074	A	T0-3-8426 T3-3-8426	
	04	FS 1409	B	T0-3-15123 T3-3-15123	
6	05	FS 141411	B	T0-3-15064 T3-3-15064	
	06	FS 141412	B	T0-4-15065 T3-4-15065	
6...7	07	FS 142074	B	T0-3-15122 T3-3-15122	
	08	FS 608	A	T0-4-15086 T3-4-15086	
7	09	FS 1470273	A	T0-4-8402 T3-4-8402	
	10	FS 317	B	T0-4-15915 T3-4-15915	
8	11	FS 422	A	T0-4-8262 T3-4-8262	
	12	FS 422	B	T0-4-15132 T3-4-15132	
8	13	FS 161795	B	T0-4-8070 T3-4-8070	
	14	FS 422	B	T0-4-15031 T3-4-15031	
8... 10	15	FS 142074	B	T0-4-15126 T3-4-15126	
	16	FS 629	A	T0-5-8453 T3-5-8453	
10	17	FS 408	A	T0-5-8252 T3-5-8252	
	18	FS 638	B	T0-5-15896 T3-5-15896	
10	19	FS 629	B	T0-5-71 T3-5-71	
	20	FS 408	B	T0-5-15139 T3-5-15139	
10	21	FS 160896	B	T0-5-8073 T3-5-8073	
	22	FS 408	B	T0-5-15012 T3-5-15012	
11	23	FS 638	B	T0-6-15898 T3-6-15898	
	24	FS 629	B	T0-6-73 T3-6-73	
11	25	FS 629	B	T0-6-74 T3-6-74	
	26	FS 638	B	T0-6-15901 T3-6-15901	
12	27	FS 638	A	T0-6-15877 T3-6-15877	
	28	FS 422	A	T0-6-8282 T3-6-8282	
12	29	FS 629	A	T0-6-15866 T3-6-15866	
	30	FS 638	A	T0-7-8420 T3-7-8420	

Kontakte
Contacts

Schaltstellungen positions positions **5...6**

12	01	FS 638	B	T0-6-15897 T3-6-15897	
12	02	FS 629	B	T0-6-66 T3-6-66	03 FS 629 A T0-6-8442 T3-6-8442
12	04	FS 422	B	T0-6-15145 T3-6-15145	05 FS 422 B T0-6-15037 T3-6-15037
12... 13	06	FS 629	B	T0-6-72 T3-6-72	07 FS 629 B T0-7-68 T3-7-68
13... 14	08	FS 629	B	T0-7-69 T3-7-69	09 FS 629 A T0-7-15867 T3-7-15867
14... 15	10	FS 629	B	T0-7-67 T3-7-67	11 FS 6584 B T0-8-15092 T3-8-15092
15	12	FS 408	B	T0-8-15152 T3-8-15152	13 FS 408 B T0-8-15019 T3-8-15019
16	14	FS 422	A	T0-8-8482 T3-8-8482	15 FS 618 A T0-8-8604 T3-8-8604
16	16	FS 6409	A	T0-8-8454 T3-8-8454	17 FS 617 B T0-8-137 T3-8-137
4					18 FS 640 A T0-2-8003 T3-2-8003
4... 5	19	FS 620	B	T0-2-191 T3-2-191	20 FS 424 A T0-3-8243 T3-3-8243
5	21	FS 424	B	T0-3-173 T3-3-173	22 FS 424 B T0-3-144 T3-3-144
5	23	FS 620	B	T0-3-192 T3-3-192	24 FS 424 B T0-3-15026 T3-3-15026

Kontakte
Contacts

Schaltstellungen positions positions **6...7**

6	01	FS 410	A	T0-3-8233 T3-3-8233	
	02	FS 164721	A	T0-3-15924 T3-3-15924	
6	03	FS 410	B	T0-3-151 T3-3-151	
	04	FS 164721	B	T0-3-15916 T3-3-15916	
6	05	FS 410	B	T0-3-180 T3-3-180	
	06	FS 410	B	T0-3-15006 T3-3-15006	
8	07	FS 653	A	T0-4-8006 T3-4-8006	
	08	FS 640	B	T0-4-8443 T3-4-8443	
10	09	FS 424	A	T0-5-8263 T3-5-8263	
	10	FS 160756	B	T0-5-8533 T3-5-8533	
10	11	FS 424	B	T0-5-15032 T3-5-15032	
	12	FS 424	B	T0-5-15133 T3-5-15133	
10... 11	13	FS 161678	B	T0-5-15643 T3-5-15643	
	14	FS 620	A	T0-6-8464 T3-6-8464	
12	15	FS 410	A	T0-6-8253 T3-6-8253	
	16	FS 410	B	T0-6-15140 T3-6-15140	
12... 13	17	FS 410	B	T0-6-15013 T3-6-15013	
	18	FS 620	B	T0-7-195 T3-7-195	
15	19	FS 408	A	T0-8-8272 T3-8-8272	
	20	FS 424	A	T0-8-8283 T3-8-8283	
15	21	FS 424	B	T0-8-15146 T3-8-15146	
	22	FS 424	B	T0-8-15038 T3-8-15038	
6	23	FS 426	A	T0-3-8244 T3-8-8244	
	24	FS 1410759	A	T0-3-8007 T3-3-8007	
6	25	FS 426	B	T0-3-174 T3-3-174	
	26	FS 426	B	T0-3-145 T3-3-145	

Kontakte
Contacts

Schaltstellungen positions positions **7...8**

6	01	FS 1410759	B	T0-3-19 T3-3-19	
	02	FS 426	B	T0-3-15027 T3-3-15027	
7	03	FS 412	A	T0-3-8234 T3-4-8234	
	04	FS 412	B	T0-4-152 T3-4-152	
7	05	FS 412	B	T0-4-181 T3-4-181	
	06	FS 412	B	T0-4-15007 T3-4-15007	
8... 12	07	FS 1410763	A	T0-4-8008 T3-4-8008	
	08	FS 426	B	T0-6-8264 T3-6-8264	
12	09	FS 426	B	T0-6-15134 T3-6-15134	
	10	FS 4686	B	T0-6-15105 T3-6-15105	
12... 14	11	FS 426	B	T0-6-15033 T3-6-15033	
	12	FS 412	A	T0-7-8254 T3-7-8254	
14	13	FS 412	B	T0-7-15141 T3-7-15141	
	14	FS 412	B	T0-7-15014 T3-7-15014	
15	15	FS 449	A	T0-8-8460 T3-8-8460	
	16	FS 4219	A	T0-8-8446 T3-8-8446	
15	17	FS 409	B	T0-8-8456 T3-8-8456	
	18	FS 449	B	T0-8-8458 T3-8-8458	
6... 7	19	FS 428	B	T0-3-194 T3-3-194	
	20	FS 428	A	T0-4-8245 T3-4-8245	
7	21	FS 428	B	T0-4-146 T3-4-146	
	22	FS 428	B	T0-4-175 T3-4-175	
7... 8	23	FS 428	B	T0-4-15028 T3-4-15028	
	24	FS 414	A	T0-4-8235 T3-4-8235	
8	25	FS 42400	A	T0-4-15601 T3-4-15601	
	26	FS 414	B	T0-4-153 T3-4-153	

Kontakte
Contacts

Schaltstellungen positions positions **8...10**

8	01	FS 414	B	T0-4-15008 T3-4-15008
8... 9	03	FS 142602	B	T0-4-8071 T3-4-8071
12... 13	05	FS 4701	A	T0-6-8009 T3-6-8009
13... 14	07	FS 428	B	T0-7-196 T3-7-196
14	09	FS 428	B	T0-7-15135 T3-7-15135
14	11	FS 141672	B	T0-7-8075 T3-7-8075
16	13	FS 414	A	T0-8-8255 T3-8-8255
16... 8	15	FS 414	B	T0-8-15015 T3-8-15015
8	17	FS 313	B	T0-4-15246 T3-4-15246
8... 9	19	FS 313	B	T0-4-15223 T3-4-15223
9	21	FS 304	B	T0-5-15250 T3-5-15250
9... 16	23	FS 304	B	T0-5-15227 T3-5-15227
16... 8	25	FS 313	B	T0-8-15290 T3-8-15290
	02	FS 414	B	T0-4-182 T3-4-182
	04	FS 142602	B	T0-5-8072 T3-5-8072
	06	FS 141672	A	T0-7-8074 T3-7-8074
	08	FS 428	A	T0-7-8265 T3-7-8265
	10	FS 428	B	T0-7-15034 T3-7-15034
	12	FS 142605	B	T0-7-8076 T3-7-8076
	14	FS 414	B	T0-8-15142 T3-8-15142
	16	FS 313	A	T0-4-8246 T3-4-8246
	18	FS 313	B	T0-4-15215 T3-4-15215
	20	FS 304	A	T0-5-8236 T3-5-8236
	22	FS 304	B	T0-5-15219 T3-5-15219
	24	FS 313	B	T0-8-8266 T3-8-8266
	26	FS 312	A	T0-4-15602 T3-4-15602

Kontakte
Contacts

Schaltstellungen positions positions **10...12**

8	01	FS 312	A	T0-4-15603 T3-4-15603	
	02	FS 312	A	T0-4-15604 T3-4-15604	
8	03	FS 312	A	T0-4-15606 T3-4-15606	
	04	FS 312	B	T0-4-15380 T3-4-15380	
8	05	FS 312	B	T0-4-15381 T3-4-15381	
	06	FS 312	B	T0-4-15382 T3-4-15382	
8... 9	07	FS 312	B	T0-4-15384 T3-4-15384	
	08	FS 312	A	T0-5-8247 T3-5-8247	
9	09	FS 312	B	T0-5-15247 T3-5-15247	
	10	FS 312	B	T0-5-15216 T3-5-15216	
9... 10	11	FS 312	B	T0-5-15224 T3-5-15224	
	12	FS 303	A	T0-5-8237 T3-5-8237	
10	13	FS 303	B	T0-5-15251 T3-5-15251	
	14	FS 303	B	T0-5-15220 T3-5-15220	
10	15	FS 303	B	T0-5-15228 T3-5-15228	
	16	FS 311	A	T0-5-8248 T3-5-8248	
10	17	FS 311	B	T0-5-15248 T3-5-15248	
	18	FS 311	B	T0-5-15225 T3-5-15225	
10... 11	19	FS 311	B	T0-5-15217 T3-5-15217	
	20	FS 302	A	T0-6-8238 T3-6-8238	
11	21	FS 302	B	T0-6-15252 T3-6-15252	
	22	FS 302	B	T0-6-15221 T3-6-15221	
11	23	FS 302	B	T0-6-15229 T3-6-15229	
	24	FS 310	A	T0-6-8249 T3-6-8249	
11	25	FS 310	B	T0-6-15249 T3-6-15249	
	26	FS 310	B	T0-6-15226 T3-6-15226	

Kontakte
Contacts

11...
12

01 — FS 310 — **B**

T0-6-15218
T3-6-15218

02 — FS 301 — **A**

T0-6-8239
T3-6-8239

12

03 — FS 301 — **B**

T0-6-15253
T3-6-15253

04 — FS 301 — **B**

T0-6-15230
T3-6-15230

12

05 — FS 301 — **B**

T0-6-15222
T3-6-15222

06

8
12

07 — FS 614

T0-4-15551
T3-4-15551

08 — FS 610

T0-6-15554
T3-6-15554

17
18

09 — FS 618

T0-9-15552
T3-9-15552

10 — FS 620

T0-9-15553
T3-9-15553

18

11 — FS 908

T0-9-8354
T3-9-8354

12 — FS 943

T0-9-8373
T3-9-8373

18

13 — FS 684

T0-9-8365
T3-9-8365

14 — FS 604

T0-9-8489
T3-9-8489

18

15 — FS 420

T0-9-8492
T3-9-8492

16 — FS 410

T0-9-15120
T3-9-15120

18

17 — FS 410

T0-9-15153
T3-9-15153

18 — FS 610

T0-9-8273
T3-9-8273

18

19 — FS 426

T0-9-15039
T3-9-15039

20 — FS 426

T0-9-15147
T3-9-15147

18

21 — FS 426

T0-9-8284
T3-9-8284

22 — FS 304

T0-9-15294
T3-9-15294

18

23 — FS 304

T0-9-8256
T3-9-8256

24 — FS 312

T0-9-15291
T3-9-15291

Kontakte
Contacts

18

01 **T0-9-15291** **T3-9-15291**

FS 312

02 **T0-9-8267** **T3-9-8267**

FS 312

19
20

03 **T0-10-8355** **T3-10-8355**

FS 908

04 **T0-10-8356** **T3-10-8356**

FS 908

20

05 **T0-10-8374** **T3-10-8374**

FS 943

06 **T0-10-8366** **T3-10-8366**

FS 684

20

07 **T0-10-8485** **T3-10-8485**

FS 408

08 **T0-10-8478** **T3-10-8478**

FS 608

20

09 **T0-10-8488** **T3-10-8488**

FS 422

10 **T0-10-8483** **T3-10-8483**

FS 424

20

11 **T0-10-15295** **T3-10-15295**

FS 303

12 **T0-10-8257** **T3-10-8257**

FS 303

20

13 **T0-10-15292** **T3-10-15292**

FS 311

14 **T0-10-8268** **T3-10-8268**

FS 311

21

15 **T0-11-8357** **T3-11-8357**

FS 908

16 **T0-11-8494** **T3-11-8494**

FS 604

21

17 **T0-11-8496** **T3-11-8357**

FS 420

18 **T0-11-15021** **T3-11-15021**

FS 412

Kontakte
Contacts

21

01 **T0-11-15154** **T3-11-15154**

FS 412

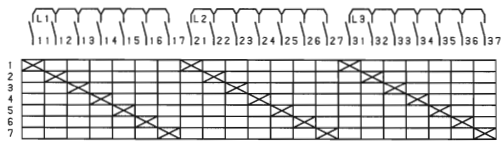

02 **T0-11-8274** **T3-11-8274**

FS 412

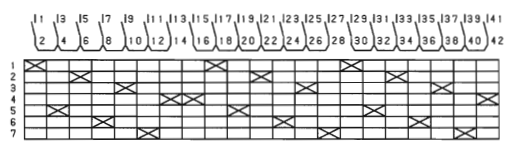

21

03 **T0-11-15040** **T3-11-15040**

FS 428

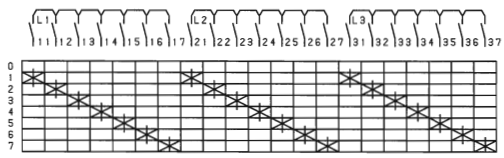

04 **T0-11-15148** **T3-11-15148**

FS 428

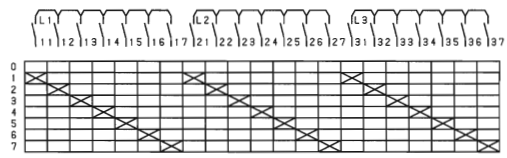

21
22

05 **T0-11-8285** **T3-11-8285**

FS 428

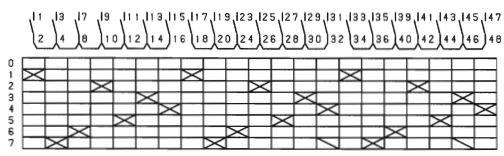

06 **T0-11-8358** **T3-11-8358**

FS 908

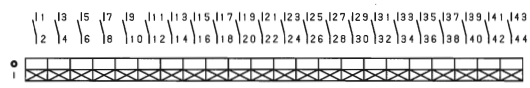

22

07 **T0-11-8375** **T3-11-8375**

FS 943

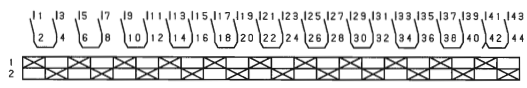

08 **T0-11-8367** **T3-11-8367**

FS 684

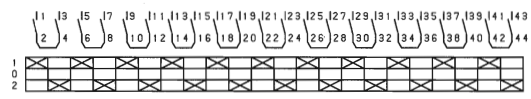

22

09 **T0-11-15296** **T3-11-15296**

FS 302

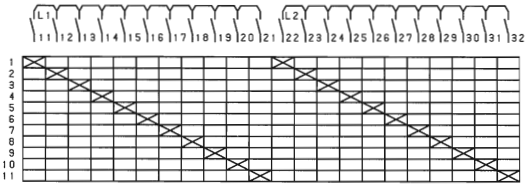

10 **T0-11-8258** **T3-11-8258**

FS 302

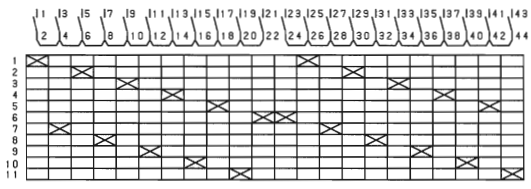

22

11 **T0-11-15293** **T3-11-15293**

FS 310

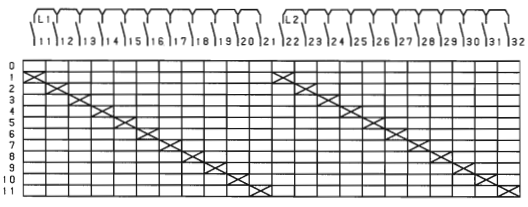

12 **T0-11-8269** **T3-11-8269**

FS 310

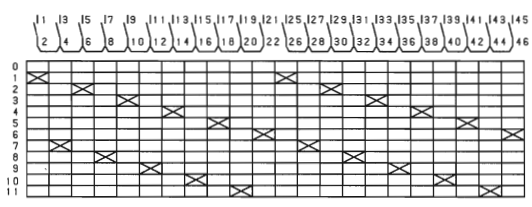

nach Verwendungszweck
by application
classés par type d'application

Baugröße T0, T3 bis I_u = 32 A
Switch size T0, T3 up to I_u = 32 A
Modèle T0, T3 jusqu'à I_u = 32 A

2/01

Verwendungszweck

Die Angabe eines Verwendungszweckes, wie „Polumschalter" bezeichnet das Haupteinsatzgebiet. Der Schalter ist genausogut als Steuerschalter oder z. B. Heizungsschalter einsetzbar, wenn die Schaltung und die technischen Daten mit der Projektierung übereinstimmen.

Application

An application such as "Multi-speed switches" defines the main area of application. The switch can be used just as well as a control switch or e. g. heater switch if the contact sequence and the technical data meet design requirements.

Type d'application

L'indication d'un type d'application comme «Commutateur de pôles» désigne le principal domaine d'utilisation de l'appareil. Ce dernier peut toutefois être utilisé pour d'autres applications (commutateur de commande ou de chauffage, par exemple), à condition que le schéma et les caractéristiques techniques soient adaptées.

Hauptschalter	**Main switches**	**Interrupteurs généraux**
Reparaturschalter	Maintenance switch	Interrupteurs de réparation
Sicherheitsschalter	Safety switch	Interrupteurs de securité
EIN-AUS-Schalter	ON-OFF switch	Commutateurs Marche-Arrêt
Umschalter	**Changeover switches**	**Inverseurs**
Wende-Schalter	**Reversing switches**	**Inverseurs de marche**
Stern-Dreieck-Schalter	**Star-delta switches**	**Commutateurs étoile-triangle**
Wende-Stern-Dreieck-Schalter	**Reversing star-delta switches**	**Inverseurs étoile-triangle**
Polumschalter	**Speed switches**	**Commutateurs de pôles**
Wende-Polumschalter	**Speed reversing switches**	**Inverseurs-commutateurs de pôles**
Polumschalter	**Speed switches**	**Commutateurs de pôles**
2 Drehzahlen, 2 getrennte Wicklungen	2 speeds, 2 separate windings	2 vitesses, 2 enroulements séparés
3 Drehzahlen, 2 getrennte Wicklungen	3 speeds, 2 separate windings	3 vitesses, 2 enroulements séparés
3 Drehzahlen, 1 Wicklung	3 speeds,1 winding	3 vitesses, 1 enroulement
4 Drehzahlen, 2× Dahlander	4 speeds, 2 tapped windings	4 vitesses, 2 couplages «Dahlander»
Mehr-Motoren-Schalter	**Multi motor switches**	**Commutateurs pour plusieurs moteurs**
Hilfsphasen-Schalter	**Single-phase switches**	**Commutateurs de phases auxiliaires**
Steuermotorenschalter	**Switches for servo-motors**	**Commutateurs pour servo-moteurs**
Synchronisierschalter	**Synchronizing switches**	**Sélecteurs de synchronisation**
Heizungsschalter	**Heater switches**	**Commutateurs de chauffage**
Stufenschalter	**Step switches**	**Commutateurs à gradins**
mit/ohne Nullstellung	with/without "OFF"-position	avec/sans position «0»
mit unterbrechungsloser Umschaltung	with non-interrupted changeover	sans interruption à la commutation
mit Zuschaltung von Stufen	with incremental steps	mise en service de crans
mit Nullstellung	with "OFF"-position	avec position «0»
Spannungsmesser-Umschalter	**Voltmeter selector switches**	**Commutateurs de voltmètre**
Strommesser-Umschalter	**Ammeter selector switches**	**Commutateurs d'ampèremètre**
Spannungs-Strommesser-Umschalter	**Voltmeter-ammeter selector switches**	**Commutateurs de voltmètre/ampèremètre**
Leistungsmesser-Umschalter	**Wattmeter selector switches**	**Commutateurs de wattmètre**
Leistungsfaktormesser-Umschalter	**Power factor selector switches**	**Commutateurs de mesure de cos phi**
Meßstellen-Umschalter	**Test-point selector switches**	**Commutateurs de points de mesure**
Steuerschalter	**Control switches**	**Commutateurs de commande**
Tastschalter	Impulse switches	Commutateurs à retour automatique
Stellschalter	Stay-put switch	Commutateurs à position stables
Umschalter	Changeover switches	Inverseurs
Programmschalter	**Mode selector switches**	**Sélecteurs de service**
Wechselstromschalter	**A.C. switches**	**Commutateurs pour courant alternatif**
Codierschalter	**Coding switches**	**Commutateurs de codage**
Spezialschalter	**Special switches**	**Commutateurs spéciaux**
Standardisierte Verriegelungen	**Standard interlock**	**Verrouillage standards**
Betriebsarten-Wahlschalter	**Operating mode selector switches**	**Sélecteurs de modes**

Baugröße / Switch size / Taille

T0	T3	T5B	T5
Bemessungsbetriebsleistung AC-3 / Rated operational power AC-3 / Puissance assignées d'emploi AC-3			
4 kW (380 – 440 V)	11 kW (380 – 440 V)	22 kW (380 – 440 V)	37 kW (380 – 440 V)
Bemessungsdauerstrom / Rated uninterrupted current / Courant assigné ininterrompu			
20 A	32 A	63 A	100 A
2/04 2/04 2/06 + 2/78		3/03 3/03 3/02 + 3/05	
2/07 + 2/78		3/06	
2/11		3/11	
2/13		3/13	
2/16		3/17	
2/17		3/18	
2/20		3/21	
2/21 2/24 2/30 + 2/79 2/31 + 2/80		3/22 3/25 3/32 3/33	
2/31		3/34	
2/32		3/35	
2/34			
2/34			
2/35		3/37	
2/37 + 2/81 2/49 + 2/81 2/54 2/56		3/39 3/56 3/58	
2/58			
2/60		3/60	
2/62			
2/63			
2/63			
2/65			
2/66 2/70 2/72		3/61 3/63 3/64	
2/74			
2/75		3/65	
2/76			
2/77			
		3/66	
2/89			

Standardschaltungen

In diesem Teil sind die Schaltungen nach Verwendungszweck sortiert mit Schaltdiagrammen und zugehörigem Frontschild dargestellt.

Standardschalter nach Schaltstellungs- und Kontaktzahl sortiert sind in Teil 1 zusammengestellt.

Folgende Zeichen wurden zur Darstellung der Schaltungen verwendet:

	Kontakt geschlossen
	Kontakt geschlossen, ohne Unterbrechung
	Kontakt geschlossen, mit Unterbrechung
	automatischer Rückzug
	Kontakt nacheilend
	Kontakt voreilend
	Überlappung
	Kontakt zwischen 2 Schaltstellungen geschlossen, Wischkontaktgabe in beide Schaltrichtungen

Standard contact sequences

This section contains contact sequences sorted according to application and show the corresponding circuit diagram and front plate.

Standard switches according to the number of switch positions and contacts are listed in section 1.

The following symbols were used for showing the contact sequences:

	Contact closed
	Contact closed without interruption
	Contact closed with interruption
	Automatic return
	Late-break contact
	Early-make contact
	Overlap
	Contact closed between 2 switch positions, fleeting contacts in both switch directions

Schémas standards

Dans cette partie, les schémas sont classés selon leur type d'application et représentés avec leur diagramme de fonctionnement et leur plastron.

Vous trouverez dans la partie 1 les commutateurs standards classés selon leur nombre de positions et de contacts.

Signification des symboles utilisés dans les schémas:

	Contact fermé
	Contact fermé sans interruption
	Contact fermé avec interruption
	Retour automatique
	Contact à action retardée
	Contact à action avancée
	Contacts chevauchants
	Contact fermé entre 2 positions, contact fugitif dans les deux sens

Main switch, maintenance switch, safety switch
with load-sharing contacts and (or) position indicator
Interrupteurs généraux, interrupteurs de réparation, interrupteurs de sécurité
avec contact «de précoupure» et (ou) indicateur de position

Hauptschalter, Reparaturschalter, Sicherheitsschalter

mit Lastabwurfkontakt und (oder) Schaltstellungsmeldung

Hauptstrombahnen Main contacts Poles principaux	Hilfstrombahnen Auxiliary contacts Contacts auxiliaires Schließer M Make F Travail ≙ sond 30	Öffner B Break O Repos ≙ sond 29	Wischer Fleeting contact Contact fugitif	Kontakte Contacts Contacts	Schaltdiagramm Contact diagram Diagrammes	FS 908 Typ Type
1	–	–	–		1-2 Schaltwinkel 90°	**T0-1-8200** **T3-1-8200**
1	–	–	–		1-2	**T0-1-15263** **T3-1-15263**
1	–	–	1		1-2 3-4	**T0-1-15521** **T3-1-15521**
2	–	–	–		1-2, 3-4 Schaltwinkel 90°	**T0-1-102** **T3-1-102**
2	–	–	–		1-4	**T0-2-15267** **T3-2-15267**
2	–	–	2		1-2, 5-6 3-4, 7-8	**T0-2-15522** **T3-2-15522**
3	–	–	–		1-2, 3-4, 5-6	**T0-2-1** **T3-2-1**
3	–	–	–		1-6	**T0-3-12** **T3-3-12**
3	1	–	–		1-2, 3-4, 5-6 7-8	**T0-2-15679** **T3-2-15679**
3	1	–	–		1-2, 3-4, 5-6 13-14	**T0-1-15256** **T3-1-15256**
3	–	1	–		1-6 11-12	**T0-2-113** **T3-2-113**
3	2	1	–		1-2, 3-4, 5-6 7-8, 11-12 9-10	**T0-3-15683** **T3-3-15683**
3	–	–	3		1-2, 5-6, 9-10 3-4, 7-8, 11-12	**T0-3-15523** **T3-3-15523**
3+N	–	–	–		1-2, 3-4, 5-6 N-N	**T0-2-8293** **T3-2-8293**
3+N	–	–	–		1-2, 3-4, 5-6 N-N	**T0-2-10** **T3-2-10**
3+N	–	–	–		1-2, 3-4, 5-6 N-N	**T0-4-22** **T3-4-22**
3+N	1	1	–		1-2, 3-4, 5-6 7-8 9-10 11-12	**T0-3-15680** **T3-3-15680**
3+N	1	1	–		1-2, 3-4, 5-6 7-8 9-10 11-12	**T0-3-15681** **T3-3-15681**
4	–	–	–		1-7	**T0-2-8324** **T3-2-8324**

Main switch, maintenance switch, safety switch
with load-sharing contacts and (or) position indicator
Interrupteurs généraux, interrupteurs de réparation, interrupteurs de sécurité
avec contact «de précoupure» et (ou) indicateur de position

Hauptschalter, Reparaturschalter, Sicherheitsschalter

Hauptstrombahnen Main contacts Poles principaux	Hilfstrombahnen* Auxiliary contacts Contacts auxiliaires: Schließer M Make F Travail ≙ sond 30	Öffner B Break O Repos ≙ sond 29	Kontakte Contacts Contacts	Schaltdiagramm Contact diagram Diagrammes	FS 908 Typ Type
5	–	–	1 3 5 7 9 / 2 4 6 8 10	1-10 Schaltwinkel 90°	T0-3-8341 T3-3-8341
6	–	–	1 3 5 7 9 11 / 2 4 6 8 10 12	1-12	T0-3-8342 T3-3-8342
6	–	–	1 2 3 4 5 6 7 8 9 10 11 12	1-12	T0-6-13 T3-6-13
6	1	1	1 3 5 7 9 11 13 21 / 2 4 6 8 10 12 14 22	1-12 13-14 21-22	T0-4-15164 T3-4-15164
6	1	1	1 3 5 7 9 11 13 15 / 2 4 6 8 10 12 14 16	1-12 13-14 15-16	T0-4-15682 T3-4-15682
6	2	–	1 3 5 7 9 11 13 23 / 2 4 6 8 10 12 14 24	1-12 13-14, 23-24	T0-4-15700 T3-4-15700
6	2	–	1 2 3 4 5 6 7 8 9 10 11 12 13 23 / 14 24	1-12 13-14, 23-24	T0-7-15701 T3-7-15701
7	–	–	1 3 5 7 9 11 13 / 2 4 6 8 10 12 14	1-14	T0-4-8343 T3-4-8343
8	–	–	1 3 5 7 9 11 13 15 / 2 4 6 8 10 12 14 16	1-16	T0-4-8344 T3-4-8344
9	–	–	1 3 5 7 9 11 13 15 17 / 2 4 6 8 10 12 14 16 18	1-18	T0-5-8345 T3-5-8345
9	2	1	1 3 5 7 9 11 13 15 17 23 31 33 / 2 4 6 8 10 12 14 16 18 24 32 34	1-18 23-24, 33-34 31-32	T0-6-15168 T3-6-15168
10	–	–	1 3 5 7 9 11 13 15 17 19 / 2 4 6 8 10 12 14 16 18 20	1-20	T0-5-8346 T3-5-8346
11	–	–	1 3 5 7 9 11 13 15 17 19 21 / 2 4 6 8 10 12 14 16 18 20 22	1-22	T0-6-8347 T3-6-8347
12	–	–	1 3 5 7 9 11 13 15 17 19 21 23 / 2 4 6 8 10 12 14 16 18 20 22 24	1-24	T0-6-8348 T3-6-8348
13	–	–	1 3 5 7 9 11 13 15 17 19 21 23 25 / 2 4 6 8 10 12 14 16 18 20 22 24 26	1-26	T0-7-8349 T3-7-8349
14	–	–	1 3 5 7 9 11 13 15 17 19 21 23 25 27 / 2 4 6 8 10 12 14 16 18 20 22 24 26 28	1-28	T0-7-8350 T3-7-8350
15	–	–	1 3 5 7 9 11 13 15 17 19 21 23 25 27 29 / 2 4 6 8 10 12 14 16 18 20 22 24 26 28 30	1-30	T0-8-8351 T3-8-8351
16	–	–	1 3 5 7 9 11 13 15 17 19 21 23 25 27 29 31 / 2 4 6 8 10 12 14 16 18 20 22 24 26 28 30 32	1-32	T0-8-8352 T3-8-8352

* Die technischen Daten unseres Hauptkatalogs gelten für alle Strombahnen.

EIN-AUS-Schalter

On-Off switches
Interrupteurs

Pole Poles Pôles		Typ Type Type		
1		T0-1-15471	T3-1-15471	FS 945
2		T0-1-15472	T3-1-15472	
3		T0-2-15473	T3-2-15473	
4	(N) (N)	*) T0-2-15474	T3-2-15474	
5		T0-3-15475	T3-3-15475	
6		T0-3-15476	T3-3-15476	
1		T0-1-15481	T3-1-15481	FS 907
2		T0-1-15482	T3-1-15482	
3		T0-2-15483	T3-2-15483	
4		*) T0-2-15484	T3-2-15484	
4		T0-2-8064	T3-2-8064	FS 907
4		T0-2-8324	T3-2-8324	FS 908
2		T0-1-8201	T3-1-8201	FS 611
3		T0-2-8202	T3-2-8202	
4		T0-2-8203	T3-2-8203	
3		T0-2-8224	T3-2-8224	FS 9194
4		*) T0-2-8225	T3-2-8225	
2		T0-1-15108	T3-1-15108	FS 926 Mit Rundschaltung Complete rotation Commutation sans butée
4		T0-2-8060	T3-2-8060	
4		*) T0-2-15042	T3-2-15042	FS 926 Mit Rundschaltung Complete rotation Commutation sans butée
1		T0-1-8001	T3-1-8001	FS 925 Mit Rundschaltung Complete rotation Commutation sans butée
2		T0-1-8002	T3-1-8002	
3		T0-2-8208	T3-2-8208	

*) N = voreilend ein / early make neutral / neutre à fermeture avancée

Pole Poles Pôles	**Typ** Type Type		
1	**T0-1-8220**	**T3-1-8220**	 FS 943
2	**T0-2-8221**	**T3-2-8221**	
3	**T0-3-8222**	**T3-3-8222**	
4	**T0-4-8223**	**T3-4-8223**	
5	**T0-5-8369**	**T3-5-8369**	
6	**T0-6-8370**	**T3-6-8370**	
7	**T0-7-8371**	**T3-7-8371**	
8	**T0-8-8372**	**T3-8-8372**	
1	**T0-1-15441**	**T3-1-15441**	 FS 902
2	**T0-2-15442**	**T3-2-15442**	
3	**T0-3-15443**	**T3-3-15443**	
1	**T0-1-34**	**T3-1-34**	 FS 943
2	**T0-2-39**	**T3-2-39**	
3	**T0-3-50**	**T3-3-50**	
4	**T0-4-90**	**T3-4-90**	
1	**T0-1-15541**	**T3-1-15541**	 FS 196536
2	**T0-2-15542**	**T3-2-15542**	
3	**T0-3-15543**	**T3-3-15543**	

mit Rückzug nach „1"
with spring return to "1"
avec retour automatique
en position «1»

1	**T0-1-8295**	**T3-1-8295**	 FS 496
2	**T0-2-8296**	**T3-2-8296**	
3	**T0-3-8297**	**T3-3-8297**	

Umschalter

mit 0-Stellung (Gruppenschalter)

Change over switches with "OFF" Position (Group switch)

Commutateurs de groupe avec position zéro (Interrupteurs de groupe)

Pole Poles Pôles		Typ Type Type		
1	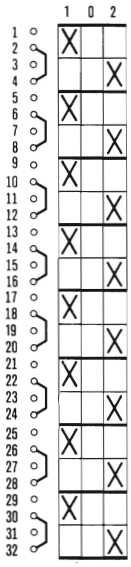	T0-1-8210	T3-1-8210	 FS 684
2		T0-2-8211	T3-2-8211	
3		T0-3-8212	T3-3-8212	
4		T0-4-8213	T3-4-8213	
5		T0-5-8361	T3-5-8361	
6		T0-6-8362	T3-6-8362	
7		T0-7-8363	T3-7-8363	
8		T0-8-8364	T3-8-8364	
1	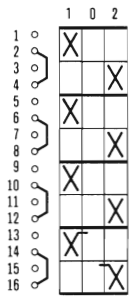	T0-1-8218	T3-1-8218	 FS 953
2		T0-2-8219	T3-2-8219	
3		T0-3-8299	T3-3-8299	
4		T0-4-8294	T3-4-8294	
1	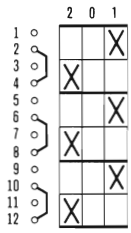	T0-1-15421	T3-1-15421	 FS 429
2		T0-2-15422	T3-2-15422	
3		T0-3-15423	T3-3-15423	
1	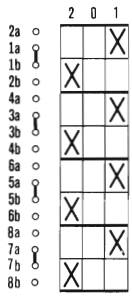	T0-1-15180	T3-1-15180	 FS 621
2		T0-2-37	T3-2-37	
3		T0-3-7	T3-3-7	
4		T0-4-88	T3-4-88	
1	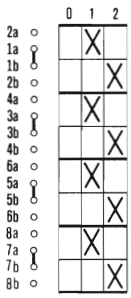			 FS 644
2		T0-2-35	T3-2-35	
3		T0-3-6	T3-3-6	
4		T0-4-86	T3-4-86	
1	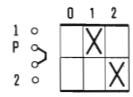	T0-1-15502	T3-1-15502	 FS 910

Pole
Poles
Pôles

Typ
Type
Type

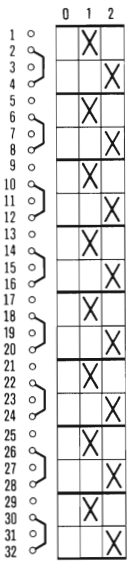

FS 644

mit Rückzug nach „0"
with spring return to "0"
avec retour automatique en position «0»

1		
2		
3		
4	**T0-4-8480**	**T3-4-8480**
5		
6		
7		
8	**T0-8-8498**	**T3-8-8498**

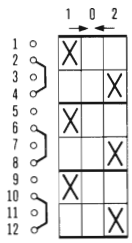

mit Rückzug nach „0"
with spring return to "0"
avec retour automatique en position «0»

FS 4011

1	**T0-1-8214**	**T3-1-8214**
2	**T0-2-8215**	**T3-2-8215**
3	**T0-3-8216**	**T3-3-8216**

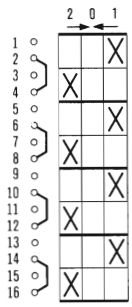

FS 458

1		
2	**T0-2-15372**	**T3-2-15372**
3	**T0-3-15373**	**T3-3-15373**
4	**T0-4-15374**	**T3-4-15374**

mit Verriegelung (SOND 29)*
with interlocking provision (SOND 29)*
avec verrouillage (SOND 29)*

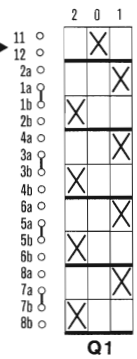

SOND 29

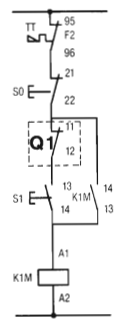

FS 621

1		
2	**T0-3-38**	**T3-3-38**
3	**T0-4-48**	**T3-4-48**
4	**T0-5-89**	**T3-5-89**

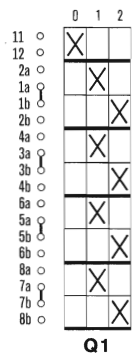

SOND 29

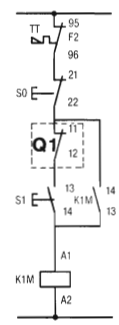

FS 644

1		
2	**T0-3-36**	**T3-3-36**
3	**T0-4-47**	**T3-4-47**
4	**T0-5-87**	**T3-5-87**

* Seite/Page 3/66 & AWA

Pole
Poles
Pôles

Rundschaltung in beide Richtungen
Complete rotation in both directions
Rotation totale dans les deux sens

1

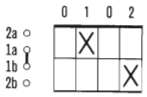

T0-1-15043
T3-1-15043

FS 928

2

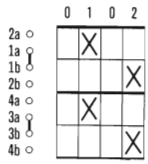

T0-2-15044
T3-2-15044

FS 928

3

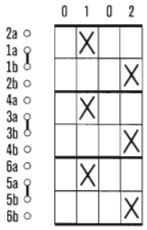

T0-3-15045
T3-3-15045

FS 928

3

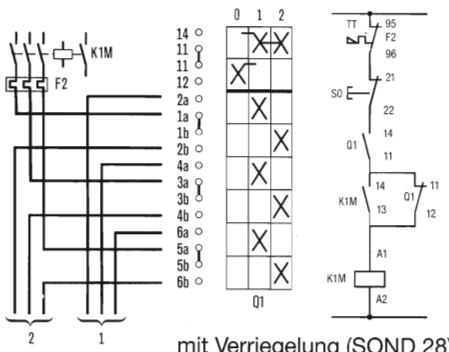

T0-4-46
T3-4-46

FS 644

mit Verriegelung (SOND 28)*
with interlocking provision (SOND 28)*
avec verrouillage (SOND 28)*

3

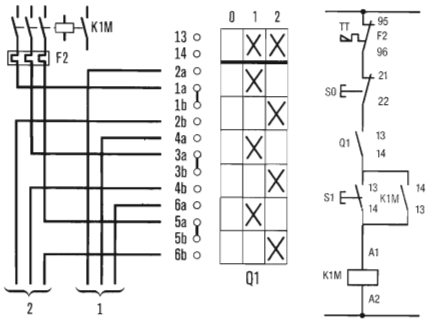

T0-4-135
T3-4-135

FS 644

mit Verriegelung (SOND 30)*
with interlocking provision (SOND 30)*
avec verrouillage (SOND 30)*

4

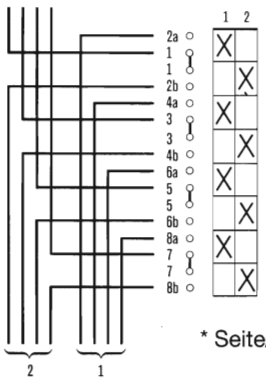

T0-4-15185
T3-4-15185

FS 601

* Seite/Page 3/66 & AWA

Pole
Poles
Pôles

4

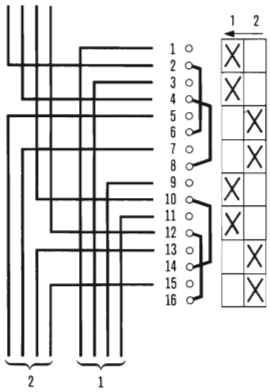

T0-4-8298
T3-4-8298

FS 496

mit Rückzug nach „1“
with spring return to “1”
avec retour automatique en position «1»

3

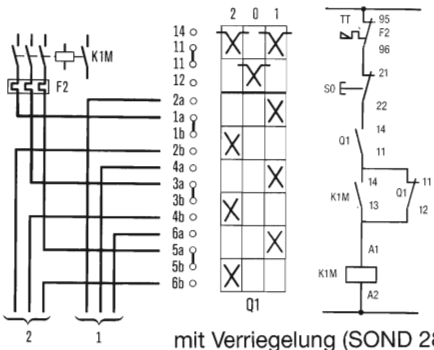

T0-4-49
T3-4-49

FS 621

mit Verriegelung (SOND 28)*
with interlocking provision (SOND 28)*
avec verrouillage (SOND 28)*

3

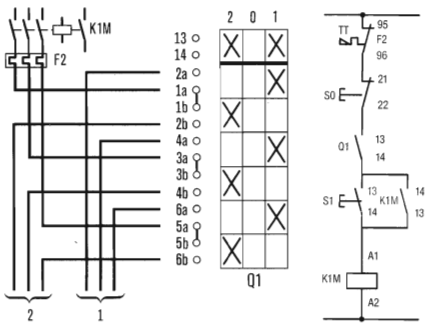

T0-4-106
T3-4-106

FS 621

mit Verriegelung (SOND 30)*
with interlocking provision (SOND 30)*
avec verrouillage (SOND 30)*

3

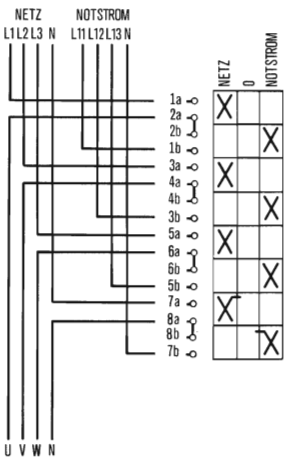

T0-4-41
T3-4-41

FS 161629

Pole
Poles
Pôles

2

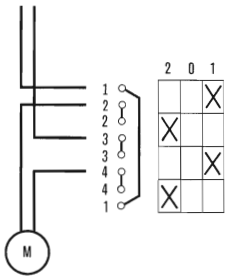

T0-2-18
T3-2-18

FS 621

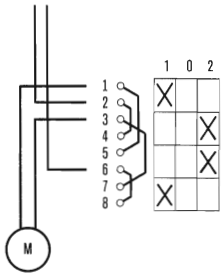

T0-2-8400
T3-2-8400

FS 684

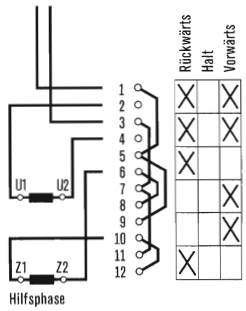

T0-3-8622
T3-3-8622

FS 160595

mit dauernd eingeschalteter **Hilfsphase**
with permanently connected **auxiliary phase**
avec **phase auxiliaire** fermée en permanence

3

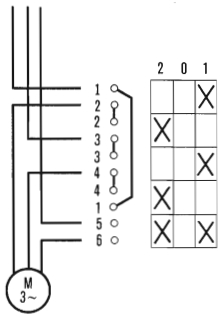

T0-3-2
T3-3-2

FS 621

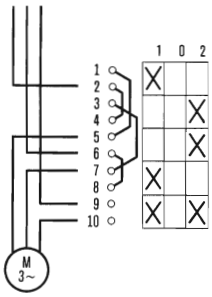

T0-3-8401
T3-3-8401

FS 684

* Seite/Page 3/66 & AWA

Pole
Poles
Pôles

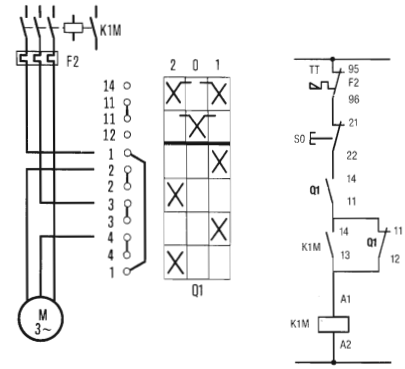

T0-3-15190
T3-3-15190

FS 913

mit Verriegelung (sond 27)*
(3. Phase nur über Schütz)

with interlocking provision (sond 27)*
3rd phase via contactor only

avec verrouillage (sond 27)*
3e phase par contacteur seulement

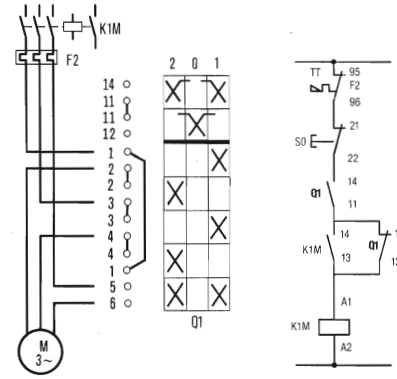

T0-4-131
T3-4-131

FS 621

mit Verriegelung (sond 28)*
with interlocking provision (sond 28)*
avec verrouillage (sond 28)*

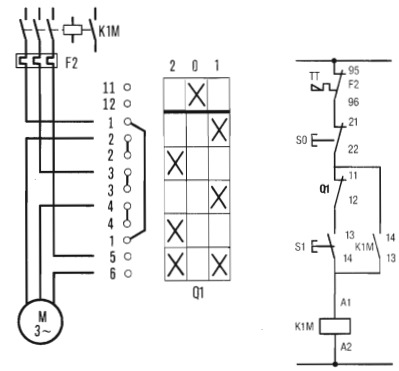

T0-3-20
T3-3-20

FS 621

mit Verriegelung (sond 29)*
with interlocking provision (sond 29)*
avec verrouillage (sond 29)*

Pole
Poles
Pôles

3

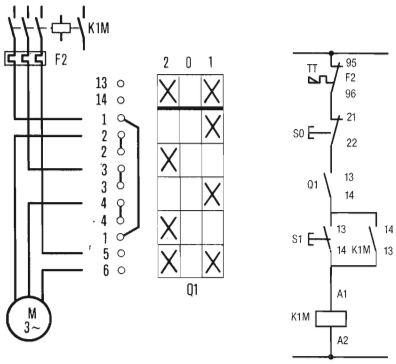

T0-3-123
T3-3-123

FS 621

mit Verriegelung (sond 30)*
with interlocking provision (sond 30)*
avec verrouillage (sond 30)*

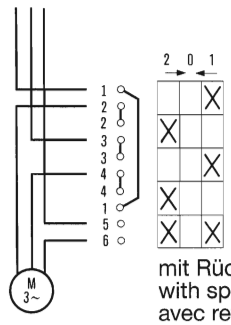

T0-3-190
T3-3-190

FS 458

mit Rückzug nach „0“
with spring return to “0”
avec retour automatique en position «0»

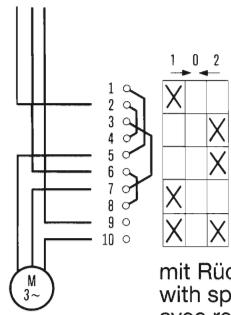

T0-3-8228
T3-3-8228

FS 4011

mit Rückzug nach „0“
with spring return to “0”
avec retour automatique en position «0»

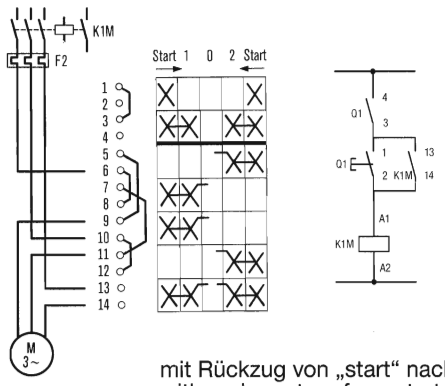

T0-4-8402
T3-4-8402

FS 140273

mit Rückzug von „start“ nach „1“ und „2“
with spring return from start to “1” and “2”
avec retour automatique en position
«1» et «2»

Pole
Poles
Pôles

3

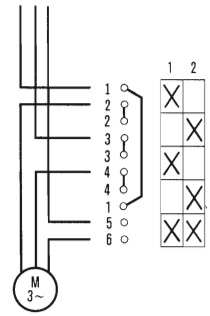

T0-3-115
T3-3-115

FS 943

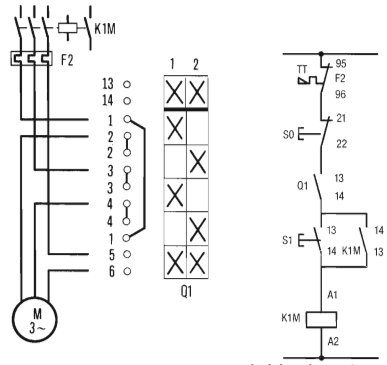

T0-3-21
T3-3-21

FS 601

mit Verriegelung (sond 30)*
with interlocking provision (sond 30)*
avec verrouillage (sond 30)*

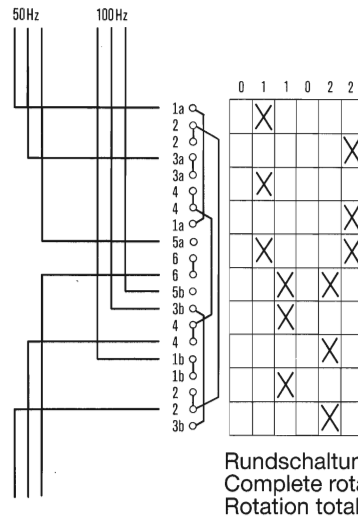

T0-5-15643
T3-5-15643

FS 161678

Rundschaltung in beide Richtungen
Complete rotation in both directions
Rotation totale dans les deux sens

* Seite/Page 3/66 & AWA

Pole
Poles
Pôles

3

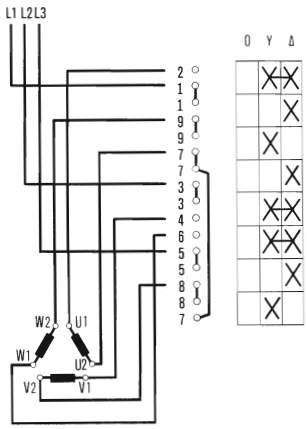

T0-4-3
T3-4-3

FS 635

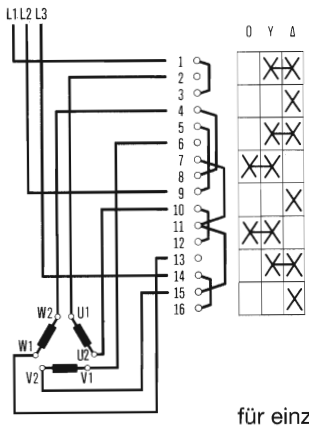

T0-4-8410
T3-4-8410

FS 635

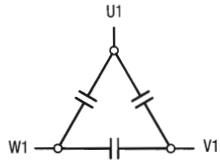

für einzelkompensierte Motoren
for individually compensated motors
pour moteurs individuellement compensés

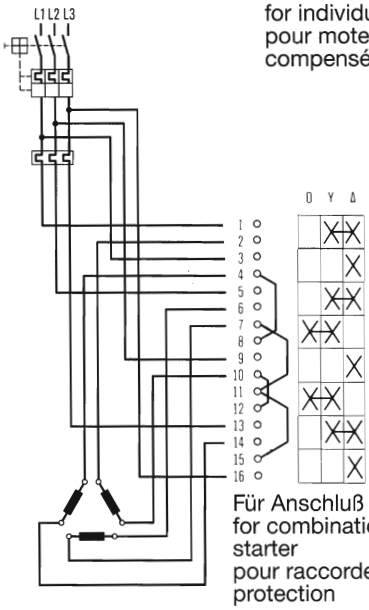

T0-4-8418
T3-4-8418

FS 635

Für Anschluß von Motorschutzschalter
for combination with manual motor starter
pour raccordement de disjoncteur de protection

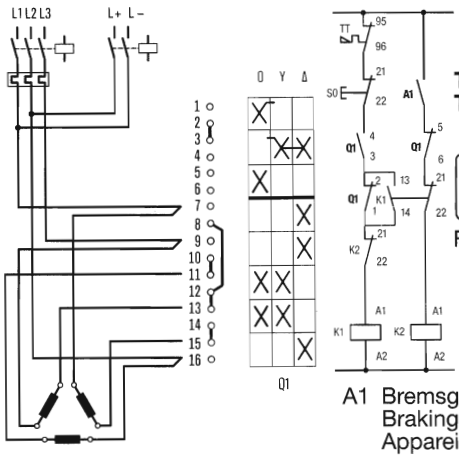

T0-4-15067
T3-4-15067

FS 635

A1 Bremsgerät
Braking device
Appareil de freinage

Pole
Poles
Pôles

3

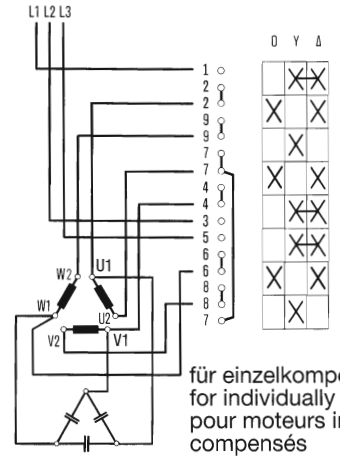

T0-4-15068
T3-4-15068

FS 635

für einzelkompensierte Motoren
for individually compensated motors
pour moteurs individuellement compensés

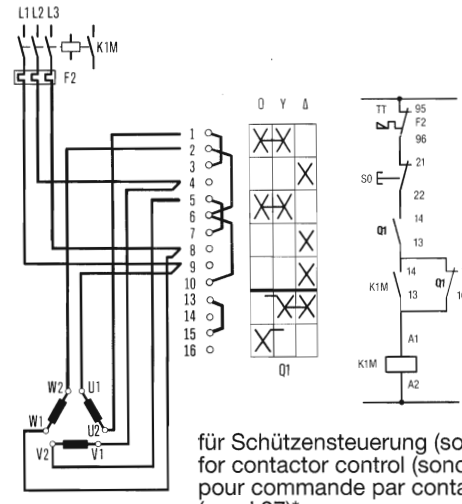

T0-4-8419
T3-4-8419

FS 918

für Schützensteuerung (sond 27)*
for contactor control (sond 27)*
pour commande par contacteurs (sond 27)*

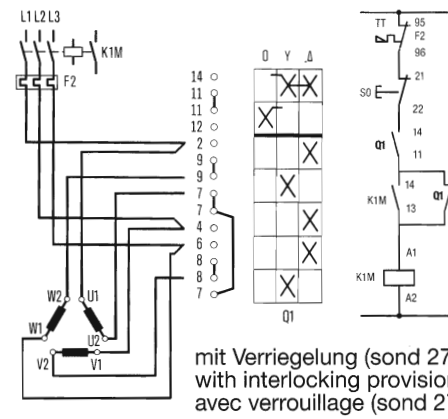

T0-4-24
T3-4-24

FS 635

mit Verriegelung (sond 27)*
with interlocking provision (sond 27)*
avec verrouillage (sond 27)*

* Seite/Page 3/66 & AWA

Pole
Poles
Pôles
3

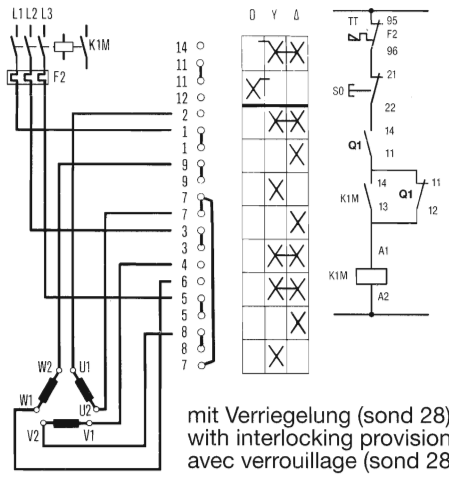

T0-5-15899
T3-5-15899

FS 635

mit Verriegelung (sond 28)*
with interlocking provision (sond 28)*
avec verrouillage (sond 28)*

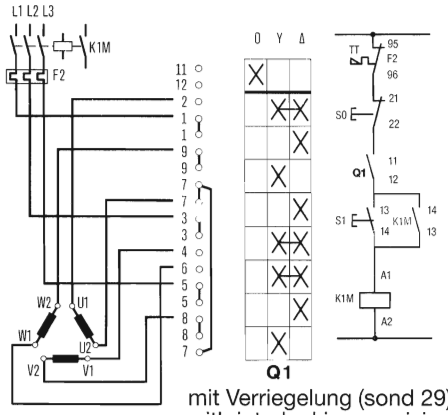

T0-5-25
T3-5-25

FS 635

mit Verriegelung (sond 29)*
with interlocking provision (sond 29)*
avec verrouillage (sond 29)*

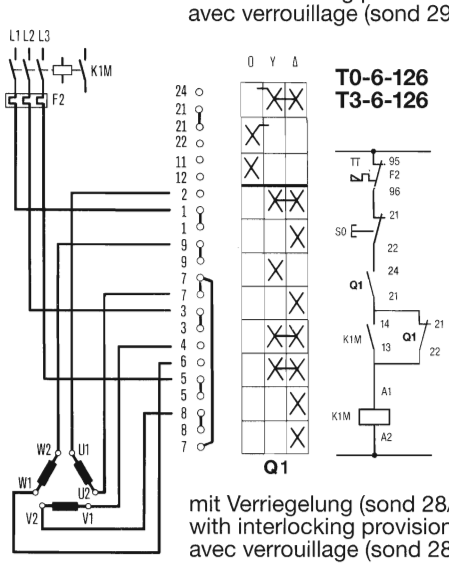

T0-6-126
T3-6-126

FS 635

mit Verriegelung (sond 28/29)*
with interlocking provision (sond 28/29)*
avec verrouillage (sond 28/29)*

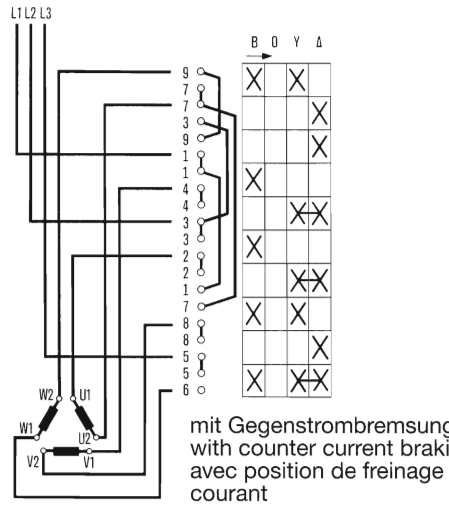

T0-5-15892
T3-5-15892

FS 6301

mit Gegenstrombremsung
with counter current braking position
avec position de freinage par contre-courant

Pole
Poles
Pôles
3

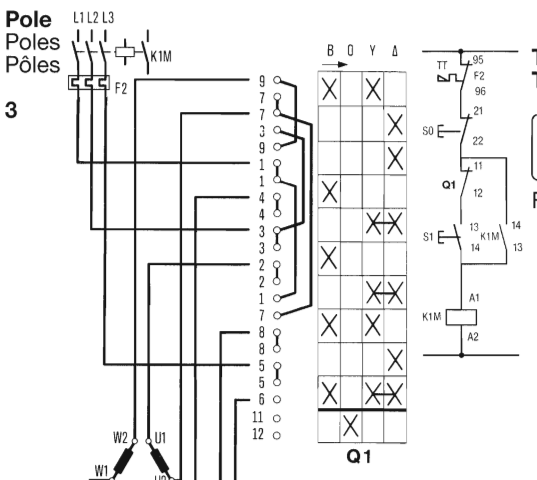

T0-6-15893
T3-6-15893

FS 6301

mit Verriegelung (sond 29)*
with interlocking provision (sond 29)*
avec verrouillage (sond 29)*

mit Gegenstrombremsung
with counter current braking position
avec position de freinage par contre-courant

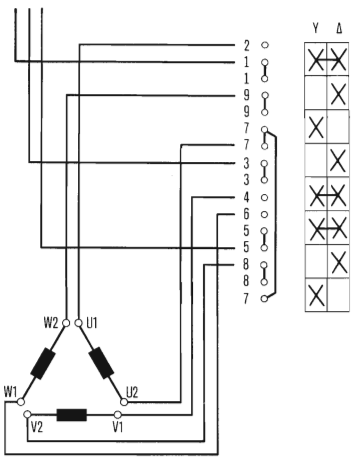

T0-4-133
T3-4-133

FS 642

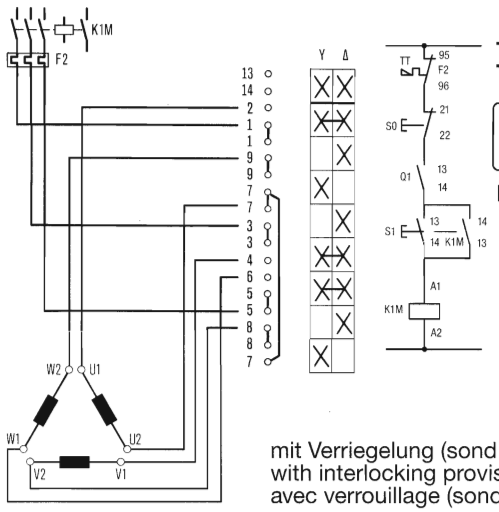

T0-5-134
T3-5-134

FS 642

mit Verriegelung (sond 30)*
with interlocking provision (sond 30)*
avec verrouillage (sond 30)*

*Seite/Page 3/66 & AWA

Pole
Poles
Pôles

3

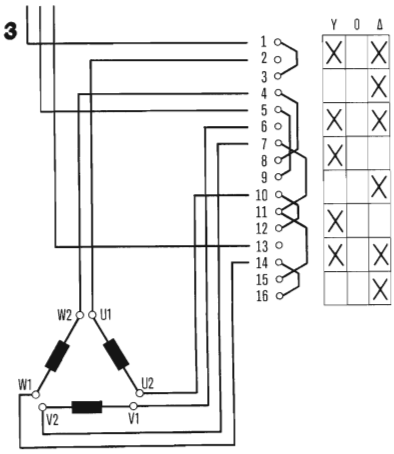

T0-4-8417
T3-4-8417

FS 6322

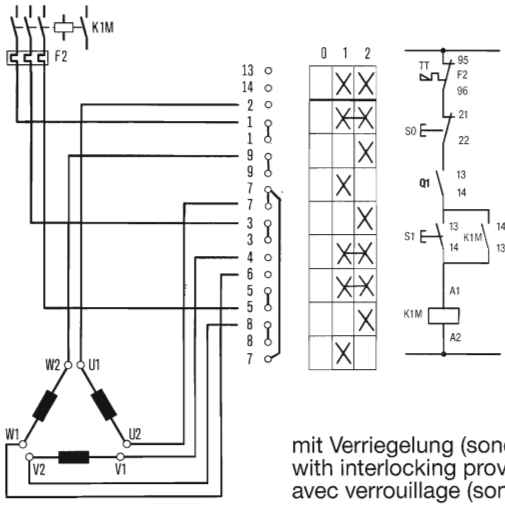

T0-5-15900
T3-5-15900

FS 644

mit Verriegelung (sond 30)*
with interlocking provision (sond 30)*
avec verrouillage (sond 30)*

Motor A:
Stern-Dreieck-Anlauf — Star-delta starting — Démarrage étoile-triangle

Motor B:
Direkt-Anlauf — Direct-on-line starting — Démarrage direct

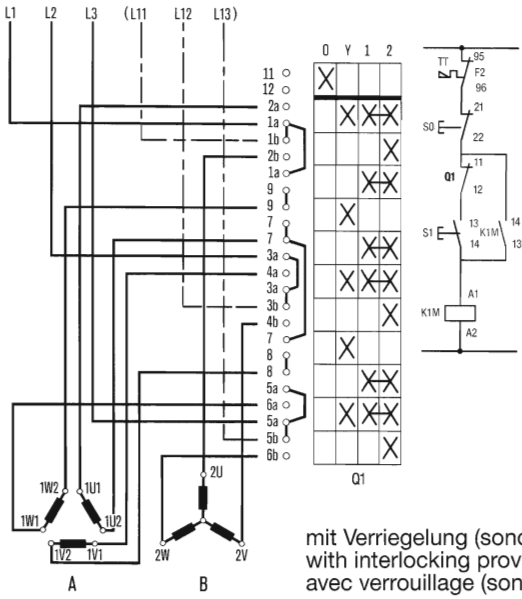

T0-6-15080
T3-6-15080

FS 6389

mit Verriegelung (sond 29)*
with interlocking provision (sond 29)*
avec verrouillage (sond 29)*

Pole
Poles
Pôles

3

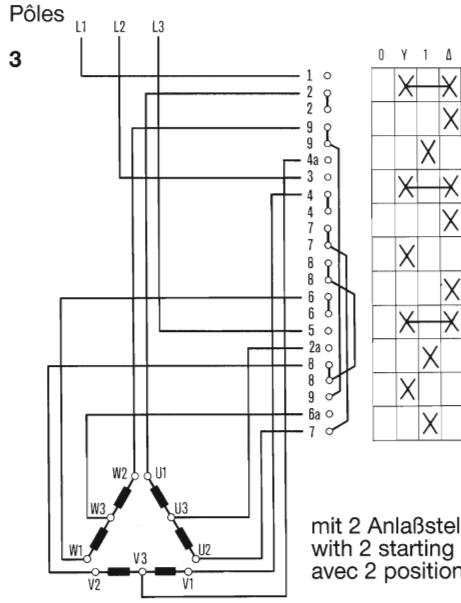

T0-6-15083
T3-6-15083

FS 6585

mit 2 Anlaßstellungen
with 2 starting positions
avec 2 positions de démarrage

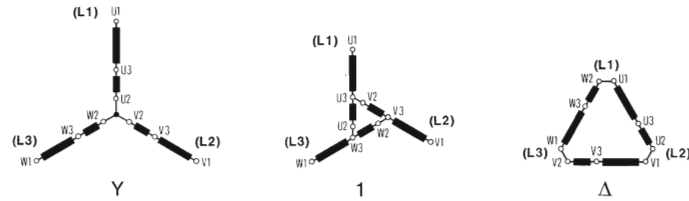

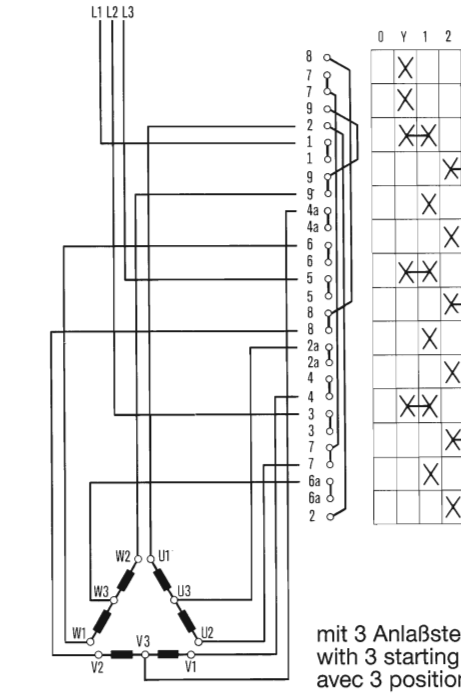

T0-8-15092
T3-8-15092

FS 6584

mit 3 Anlaßstellungen
with 3 starting positions
avec 3 positions de démarrage

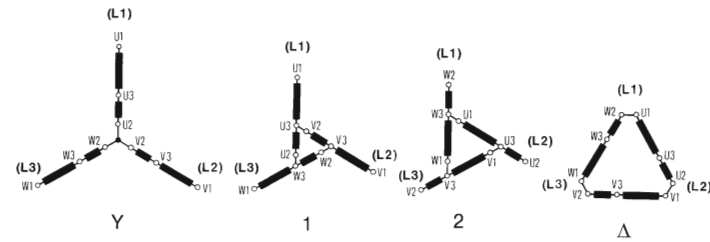

* Seite/Page 3/66 & AWA

Pole
Poles
Pôles

3

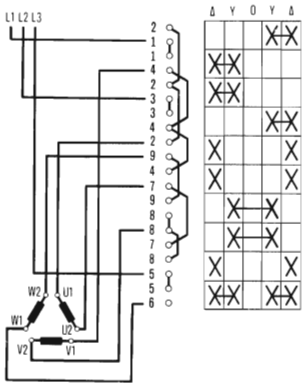

T0-5-15896
T3-5-15896

FS 638

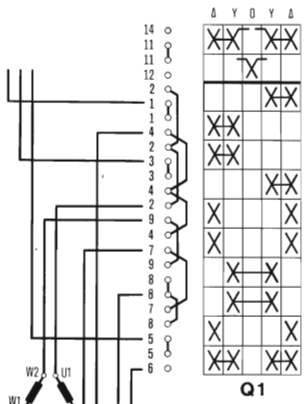

T0-6-15897
T3-6-15897

FS 638

Q1

mit Verriegelung (SOND 28)*
with interlocking provision (SOND 28)*
avec verrouillage (SOND 28)*

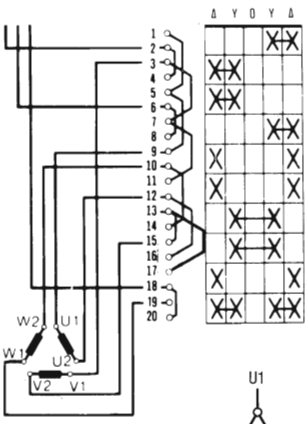

T0-5-15876
T3-5-15876

FS 638

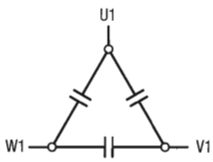

für einzelkompensierte Motoren
for individually compensated motors
pour moteurs individuellement compensés

Pole
Poles
Pôles

3

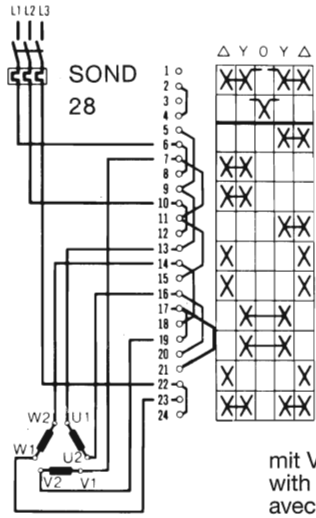

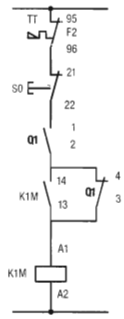

T0-6-15877
T3-6-15877

FS 638

mit Verriegelung (SOND 28)*
with interlocking provision (SOND 28)*
avec verrouillage (SOND 28)*

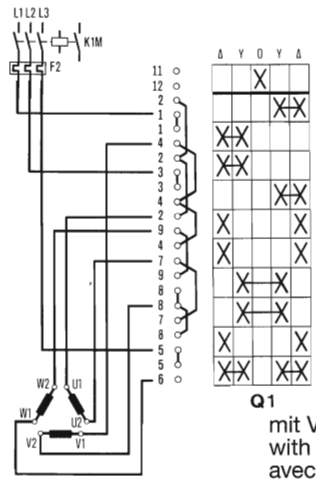

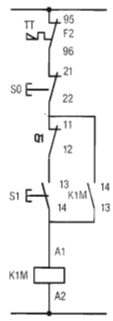

T0-6-15898
T3-6-15898

FS 638

Q1

mit Verriegelung (SOND 29)*
with interlocking provision (SOND 29)*
avec verrouillage (SOND 29)*

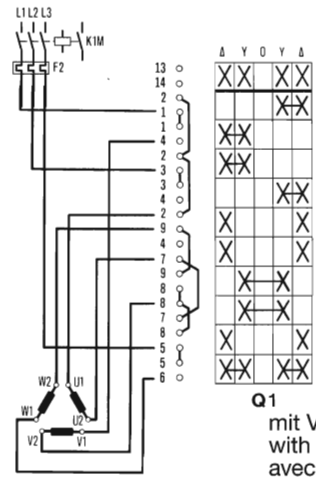

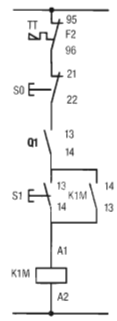

T0-6-15901
T3-6-15901

FS 638

Q1

mit Verriegelung (SOND 30)*
with interlocking provision (SOND 30)*
avec verrouillage (SOND 30)*

* Seite/Page 3/66 & AWA

Pole
Poles
Pôles

3

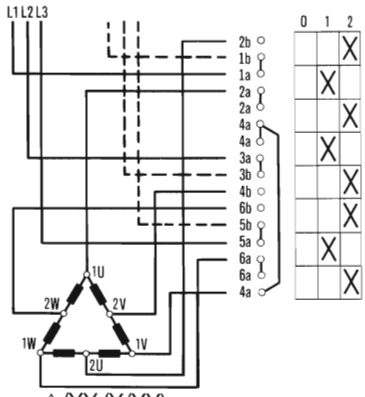

△/YY (Y/YY)

T0-4-4
T3-4-4

FS 644

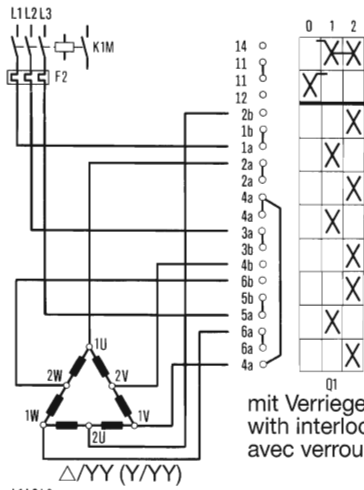

△/YY (Y/YY)

T0-5-29
T3-5-29

FS 644

mit Verriegelung (sond 28)*
with interlocking provision (sond 28)*
avec verrouillage (sond 28)*

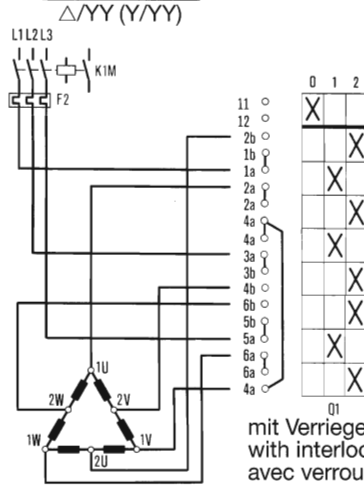

△/YY (Y/YY)

T0-5-30
T3-5-30

FS 644

mit Verriegelung (sond 29)*
with interlocking provision (sond 29)*
avec verrouillage (sond 29)*

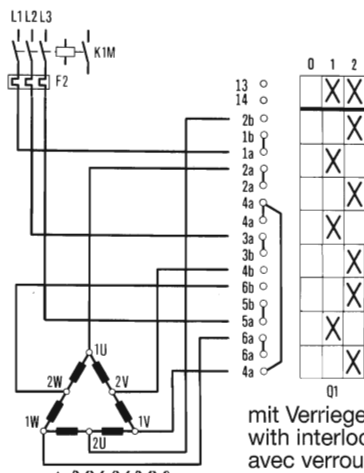

△/YY (Y/YY)

T0-5-31
T3-5-31

FS 644

mit Verriegelung (sond 30)*
with interlocking provision (sond 30)*
avec verrouillage (sond 30)*

* Seite/Page 3/66 & AWA

Pole
Poles
Pôles

3

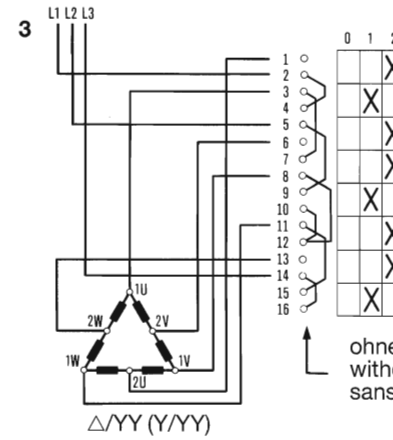

△/YY (Y/YY)

T0-4-8440
T3-4-8440

FS 644

ohne Verbindungen **T0-4-8439**
without links **T3-4-8439**
sans connexions

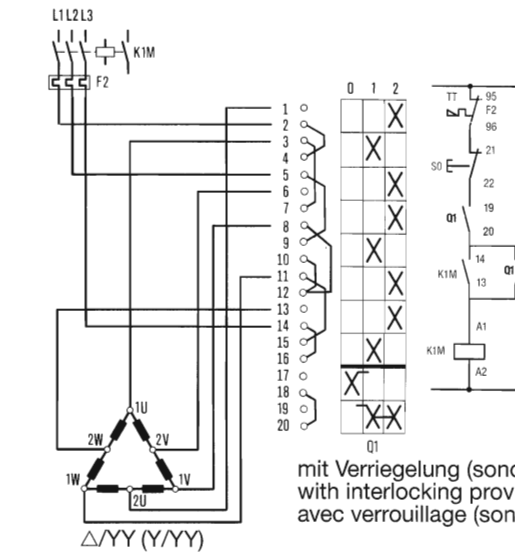

△/YY (Y/YY)

T0-5-8444
T3-5-8444

FS 644

mit Verriegelung (sond 28)*
with interlocking provision (sond 28)*
avec verrouillage (sond 28)*

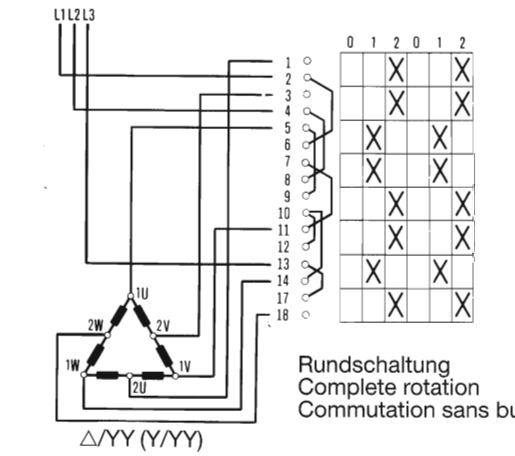

△/YY (Y/YY)

T0-4-8443
T3-4-8443

FS 640

Rundschaltung
Complete rotation
Commutation sans butée

Pole
Poles
Pôles

3

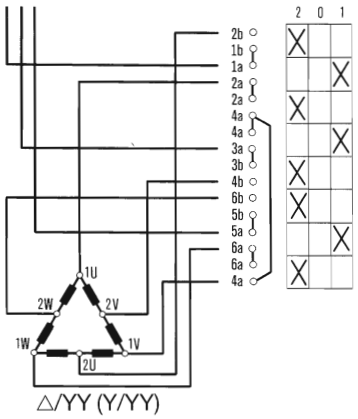

△/YY (Y/YY)

T0-4-5
T3-4-5

FS 621

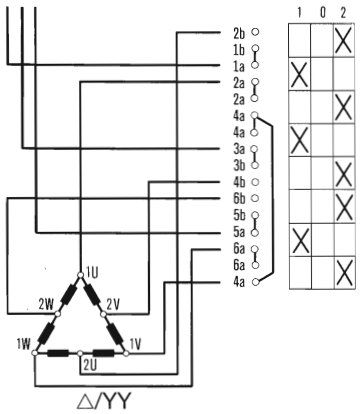

△/YY

T0-4-65
T3-4-65

FS 684

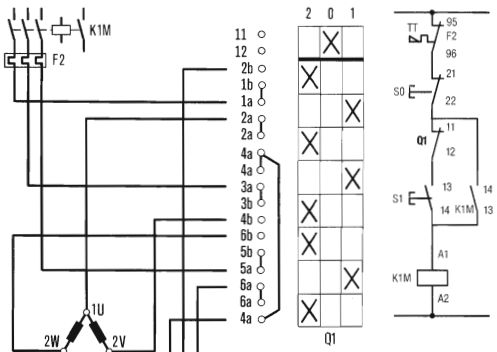

△/YY (Y/YY)

T0-5-33
T3-5-33

FS 621

mit Verriegelung (sond 29)*
with interlocking provision (sond 29)*
avec verrouillage (sond 29)*

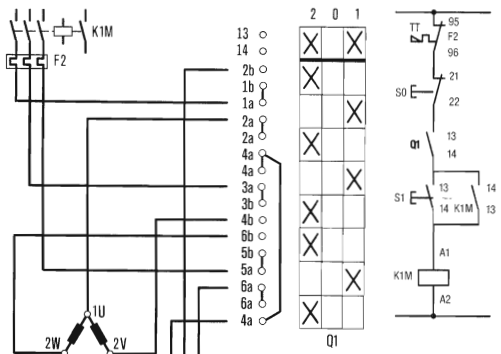

△/YY (Y/YY)

mit Verriegelung (sond 30)*
with interlocking provision (sond 30)*
avec verrouillage (sond 30)*

T0-5-124
T3-5-124

FS 621

* Seite/Page 3/66 & AWA

Pole
Poles
Pôles

3

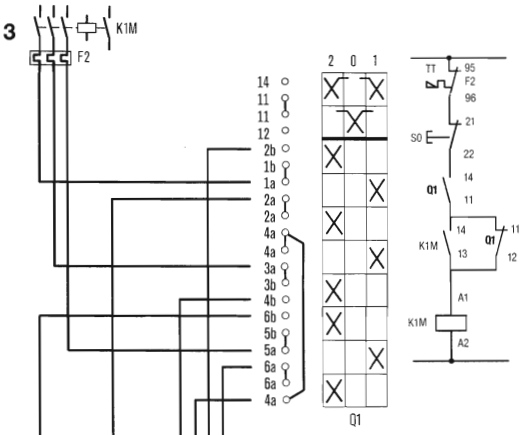

△/YY (Y/YY)

T0-5-32
T3-5-32

FS 621

mit Verriegelung (sond 28)*
with interlocking provision (sond 28)*
avec verrouillage (sond 28)*

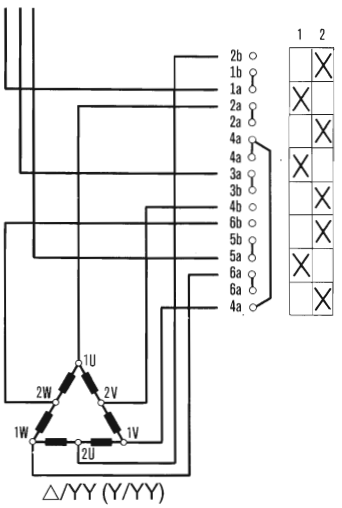

△/YY (Y/YY)

T0-4-11
T3-4-11

FS 943

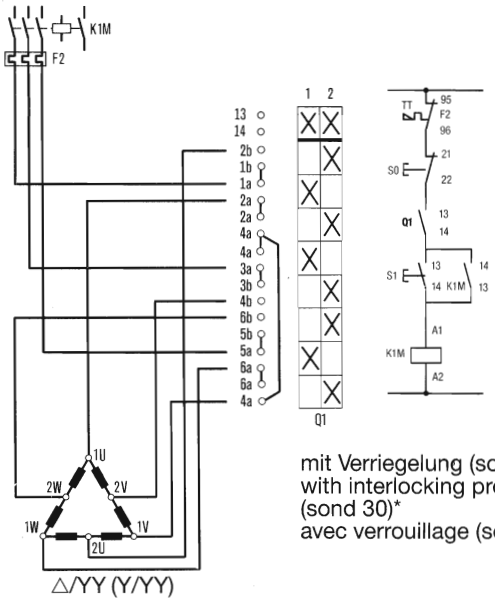

△/YY (Y/YY)

mit Verriegelung (sond 30)*
with interlocking provision (sond 30)*
avec verrouillage (sond 30)*

T0-5-119
T3-5-119

FS 601

Pole
Poles
Pôles

3

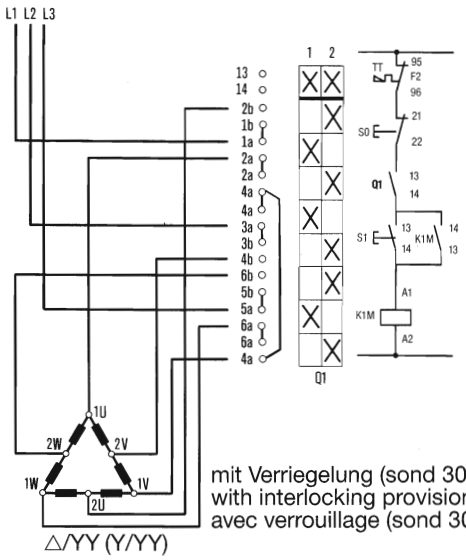

T0-5-15203
T3-5-15203

FS 943

mit Verriegelung (sond 30)*
with interlocking provision (sond 30)*
avec verrouillage (sond 30)*

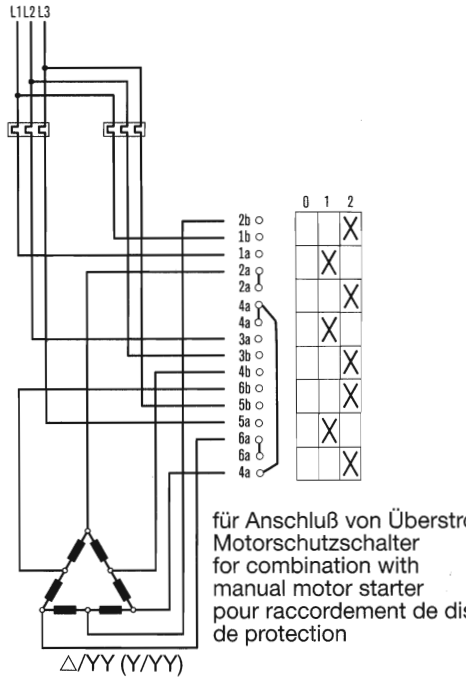

T0-4-15204
T3-4-15204

FS 644

für Anschluß von Überstromrelais bzw.
Motorschutzschalter
for combination with
manual motor starter
pour raccordement de disjoncteur
de protection

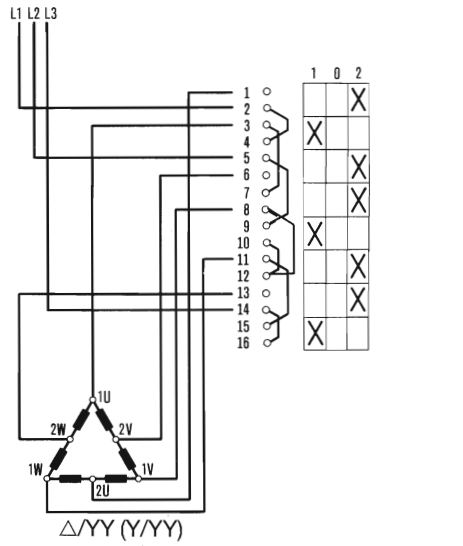

T0-4-8441
T3-4-8441

FS 684

* Seite/Page 3/66 & AWA

Pole
Poles
Pôles

3

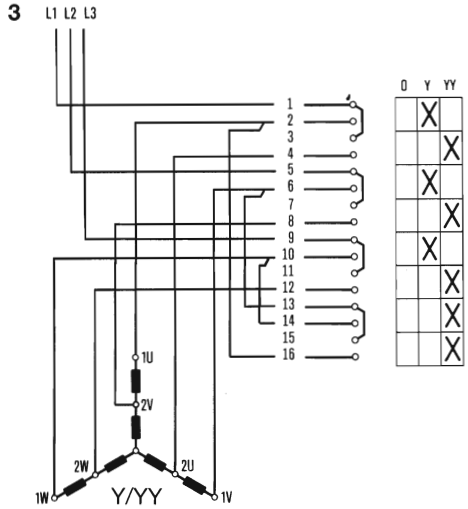

T0-4-15107
T3-4-15107

FS 6617

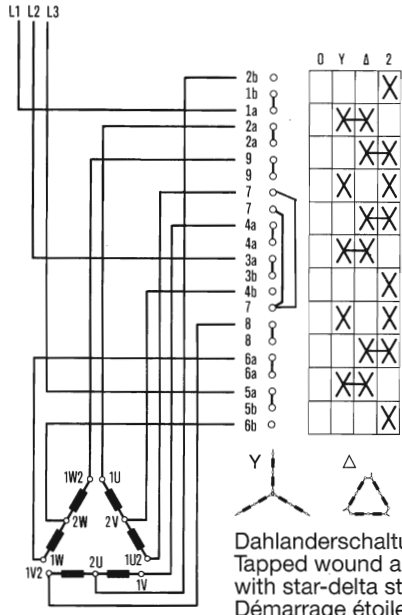

T0-6-103
T3-6-103

FS 637

Dahlanderschaltung mit Y △-Anlauf
Tapped wound arrangement
with star-delta starting
Démarrage étoile-triangle en petite
vitesse

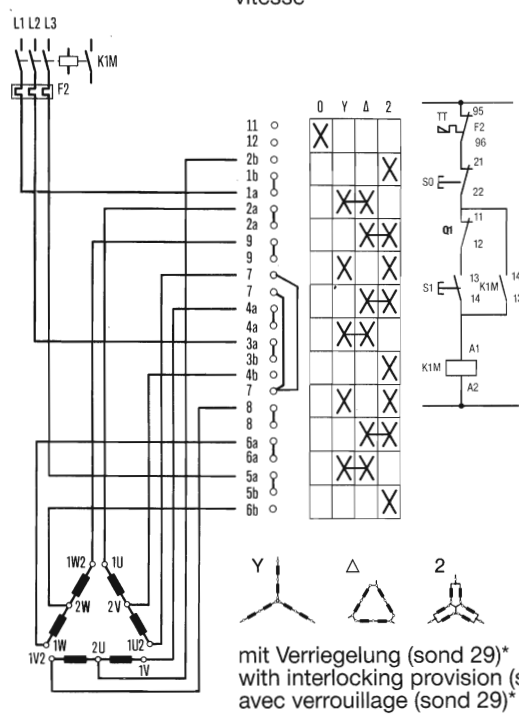

T0-6-104
T3-6-104

FS 637

mit Verriegelung (sond 29)*
with interlocking provision (sond 29)*
avec verrouillage (sond 29)*

Pole
Poles
Pôles

3

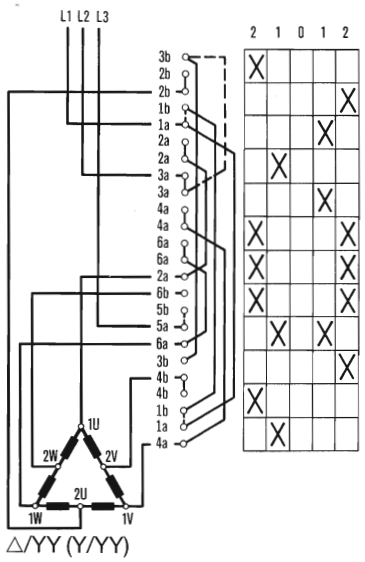

△/YY (Y/YY)

T0-6-66
T3-6-66

FS 629

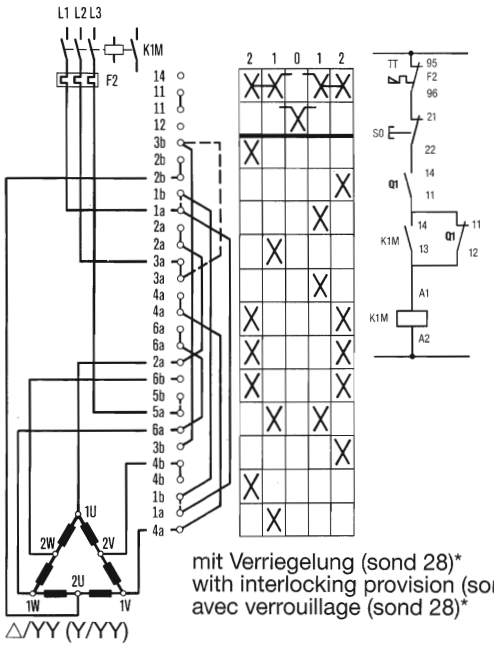

△/YY (Y/YY)

mit Verriegelung (sond 28)*
with interlocking provision (sond 28)*
avec verrouillage (sond 28)*

T0-7-67
T3-7-67

FS 629

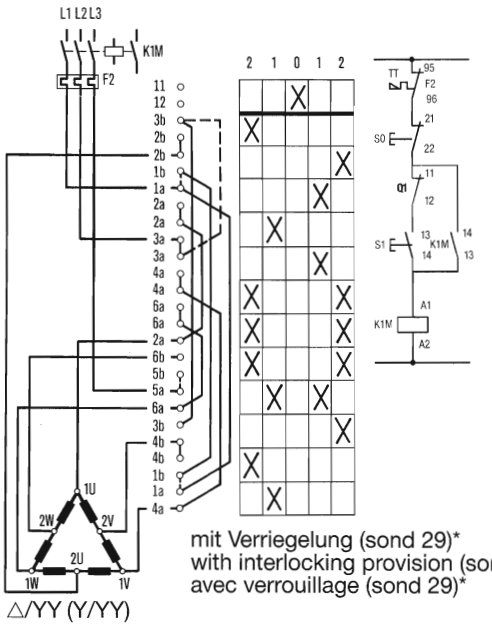

△/YY (Y/YY)

mit Verriegelung (sond 29)*
with interlocking provision (sond 29)*
avec verrouillage (sond 29)*

T0-7-68
T3-7-68

FS 629

Pole
Poles
Pôles

3

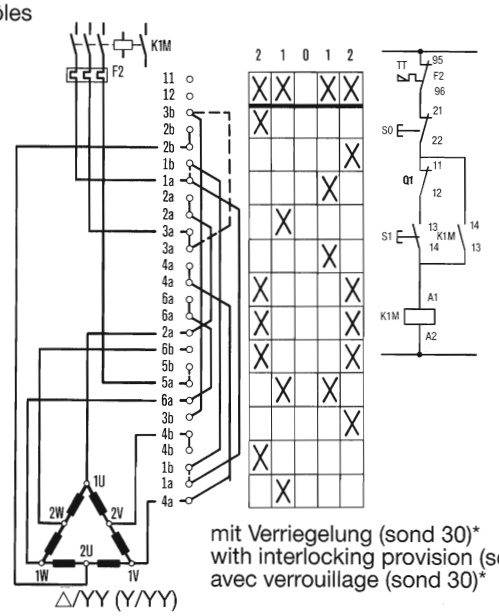

△/YY (Y/YY)

mit Verriegelung (sond 30)*
with interlocking provision (sond 30)*
avec verrouillage (sond 30)*

T0-7-69
T3-7-69

FS 629

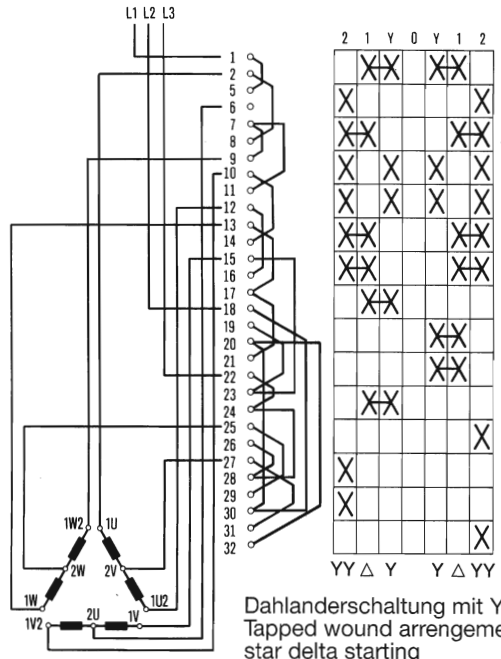

Dahlanderschaltung mit Y △-Anlauf
Tapped wound arrengement with star delta starting
Démarrage étoile-triangle en petite vitesse

T0-8-8446
T3-8-8446

FS 4219

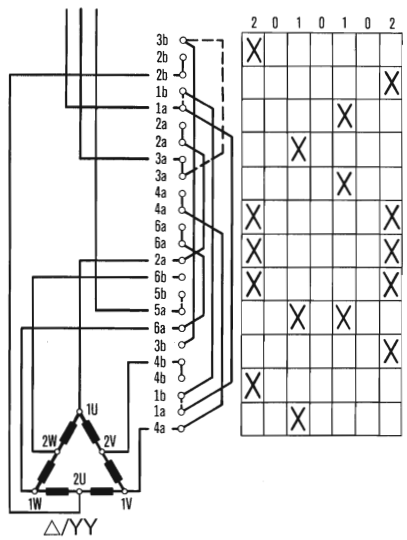

△/YY

T0-6-15105
T3-6-15105

FS 4686

* Seite/Page 3/66 & AWA

Pole
Poles
Pôles

2

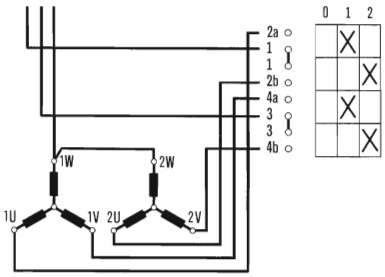

T0-2-35
T3-2-35

FS 644

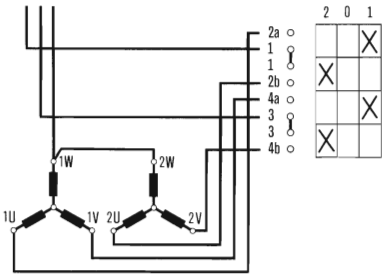

T0-2-37
T3-2-37

FS 621

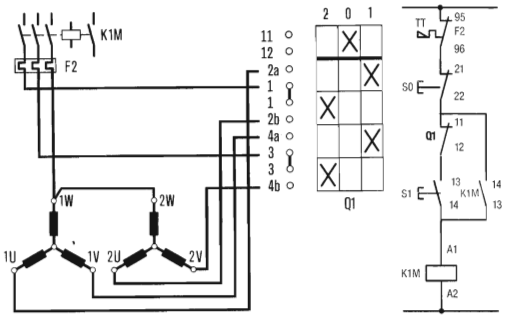

T0-3-38
T3-3-38

FS 621

mit Verriegelung (sond 29)*
with interlocking provision (sond 29)*
avec verrouillage (sond 29)*

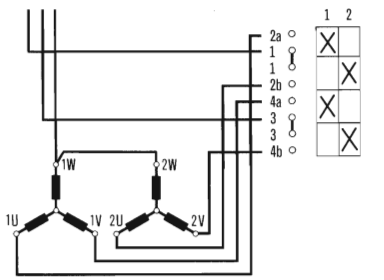

T0-2-39
T3-2-39

FS 943

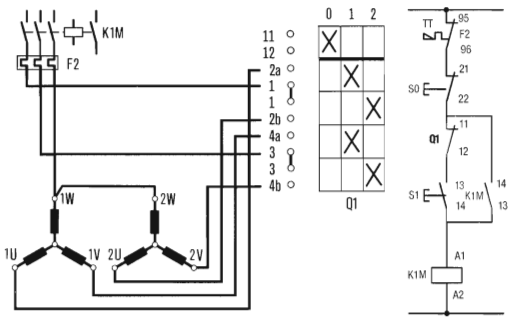

T0-3-36
T3-3-36

FS 644

mit Verriegelung (sond 29)*
with interlocking provision (sond 29)*
avec verrouillage (sond 29)*

* Seite/Page 3/66 & AWA

Pole
Poles
Pôles

3

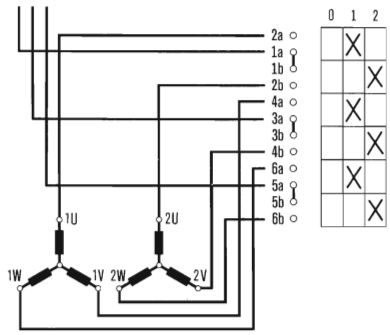

T0-3-6
T3-3-6

FS 644

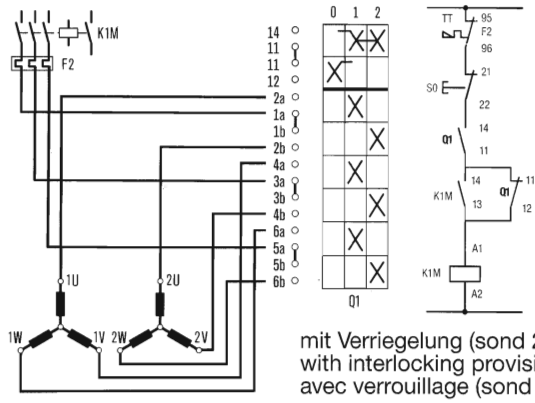

T0-4-46
T3-4-46

FS 644

mit Verriegelung (sond 28)*
with interlocking provision (sond 28)*
avec verrouillage (sond 28)*

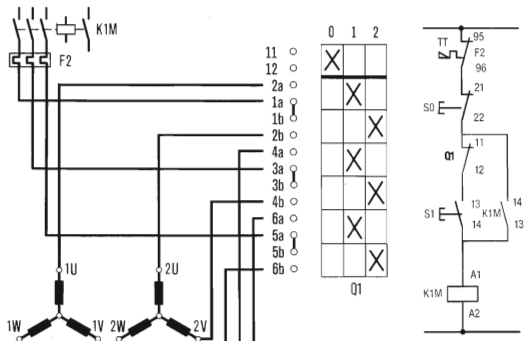

T0-4-47
T3-4-47

FS 644

mit Verriegelung (sond 29)*
with interlocking provision (sond 29)*
avec verrouillage (sond 29)*

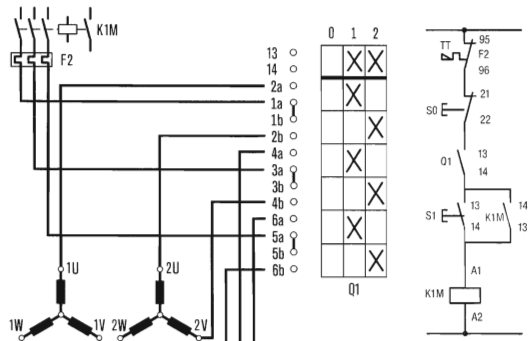

T0-4-135
T3-4-135

FS 644

mit Verriegelung (sond 30)*
with interlocking provision (sond 30)*
avec verrouillage (sond 30)*

Pole
Poles
Pôles

3

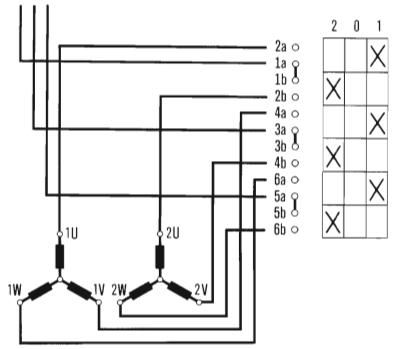

T0-3-7
T3-3-7

FS 621

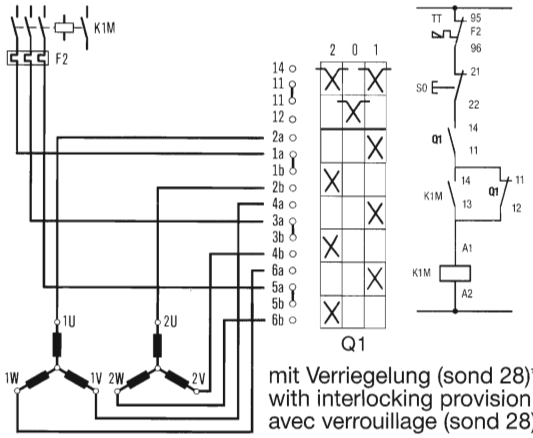

T0-4-49
T3-4-49

FS 621

mit Verriegelung (sond 28)*
with interlocking provision (sond 28)*
avec verrouillage (sond 28)*

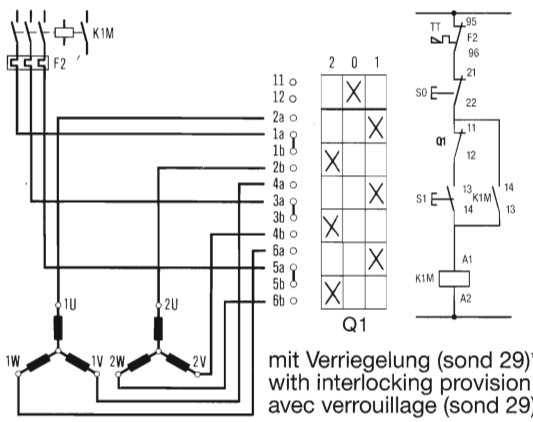

T0-4-48
T3-4-48

FS 621

mit Verriegelung (sond 29)*
with interlocking provision (sond 29)*
avec verrouillage (sond 29)*

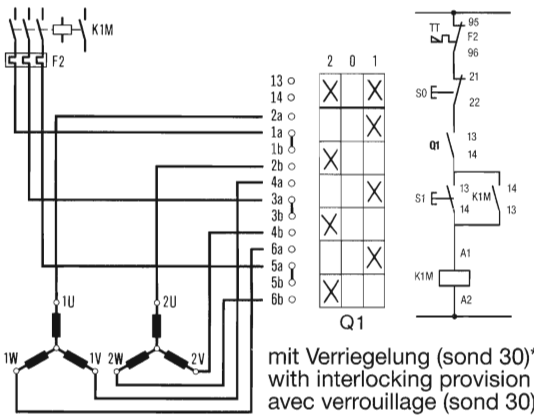

T0-4-106
T3-4-106

FS 621

mit Verriegelung (sond 30)*
with interlocking provision (sond 30)*
avec verrouillage (sond 30)*

* Seite/Page 3/66 & AWA

Pole
Poles
Pôles

3

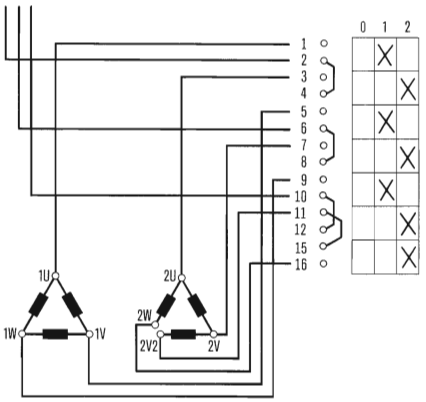

T0-4-8450
T3-4-8450

FS 644

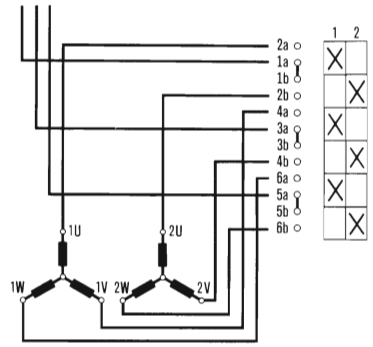

T0-3-50
T3-3-50

FS 943

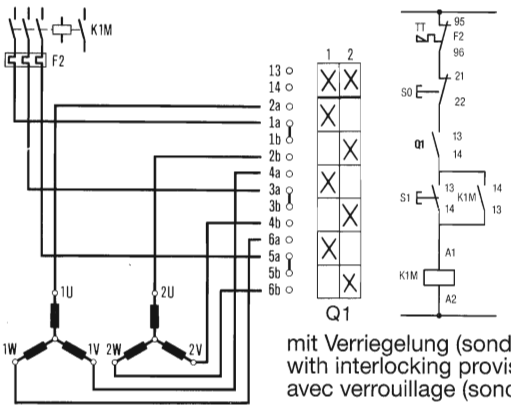

T0-4-45
T3-4-45

FS 601

mit Verriegelung (sond 30)*
with interlocking provision (sond 30)*
avec verrouillage (sond 30)*

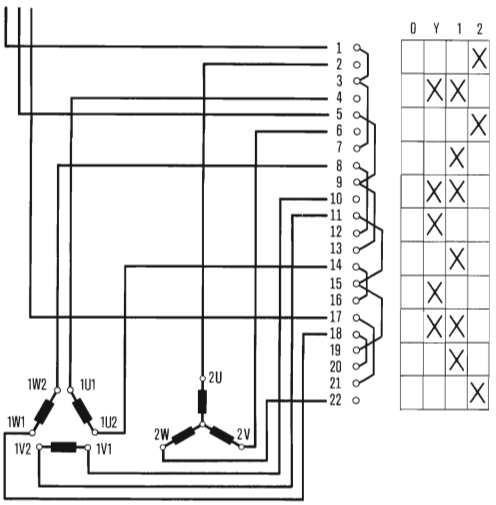

T0-6-8449
T3-6-8449

FS 6338

Pole
Poles
Pôles

2

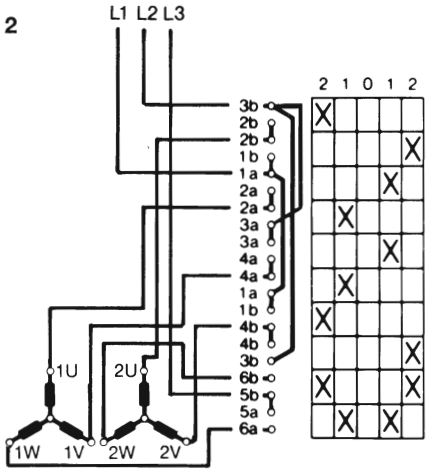

T0-5-71
T3-5-71

FS 629

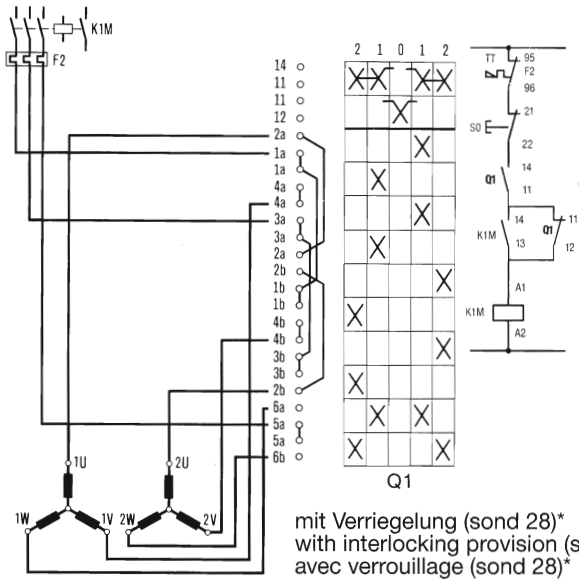

T0-6-72
T3-6-72

FS 629

mit Verriegelung (sond 28)*
with interlocking provision (sond 28)*
avec verrouillage (sond 28)*

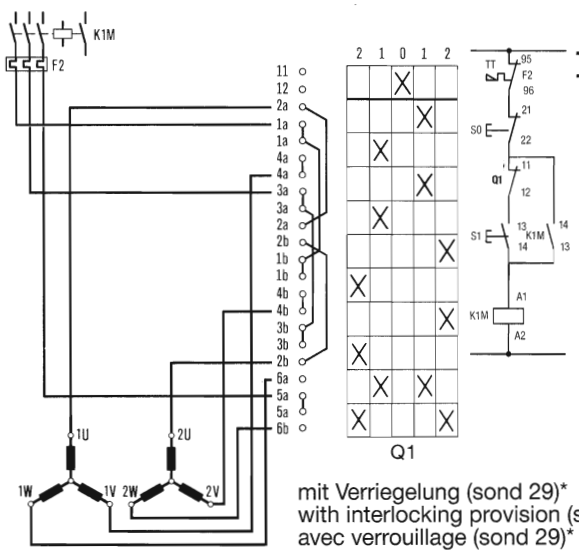

T0-6-73
T3-6-73

FS 629

mit Verriegelung (sond 29)*
with interlocking provision (sond 29)*
avec verrouillage (sond 29)*

* Seite/Page 3/66 & AWA

Pole
Poles
Pôles

3

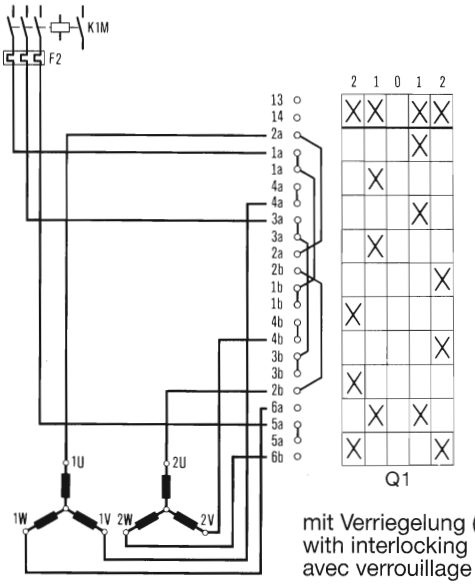

T0-6-74
T3-6-74

FS 629

mit Verriegelung (sond 30)*
with interlocking provision (sond 30)*
avec verrouillage (sond 30)*

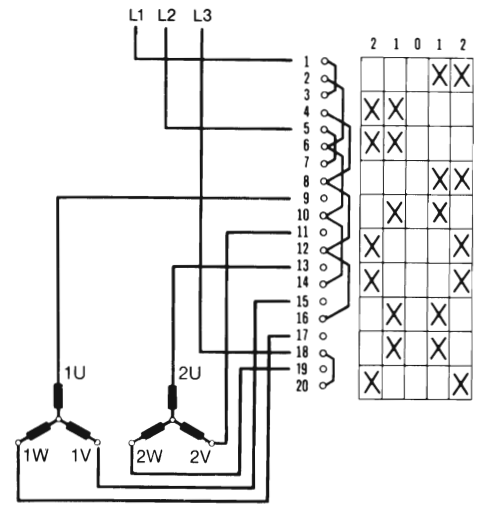

T0-5-8453
T3-5-8453

FS 629

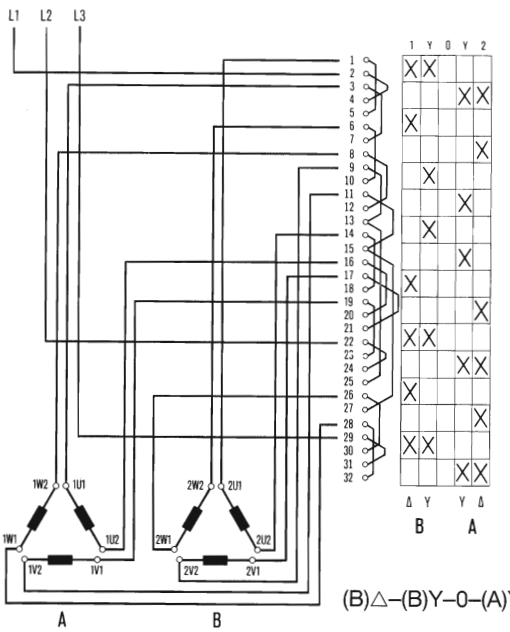

T0-8-8454
T3-8-8454

FS 6409

(B)△–(B)Y–0–(A)Y–(A)△

Polumschalter

3 Drehzahlen, 2 getrennte Wicklungen
Einfache Wicklung bei Drehzahl I

Three-speed switches, two separate windings/Single winding at speed I
Commutateurs de pôles, 3 vitesses, 2 enroulements séparés/enroulement simple en vitesse I

Pole
Poles
Pôles

3

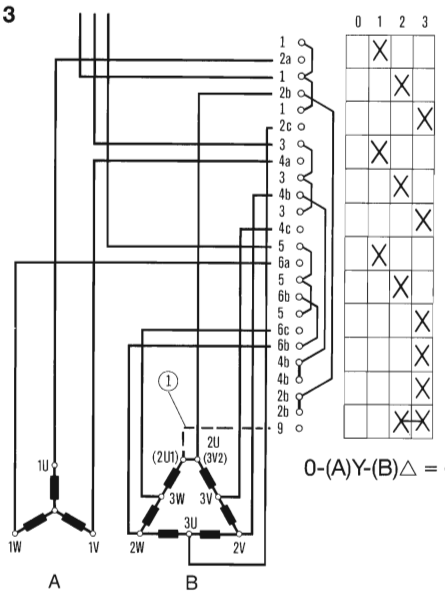

T0-6-154
T3-6-154

FS 616

0-(A)Y-(B)△ = (B)YY

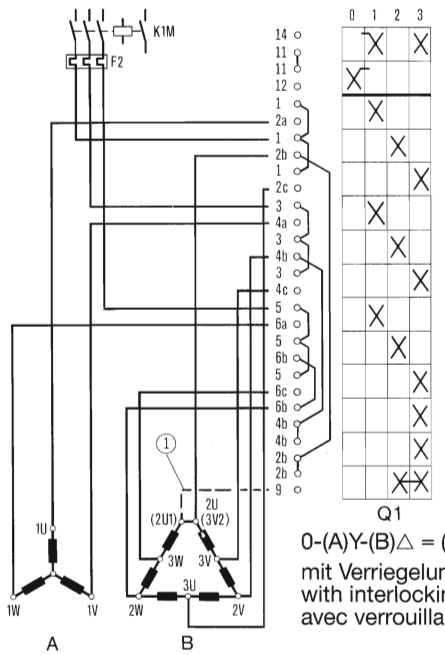

Q1

T0-7-187
T3-7-187

FS 616

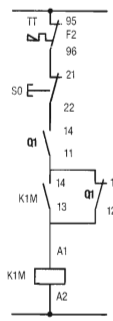

0-(A)Y-(B)△ = (B)YY
mit Verriegelung (sond 28)*
with interlocking provision (sond 28)*
avec verrouillage (sond 28)*

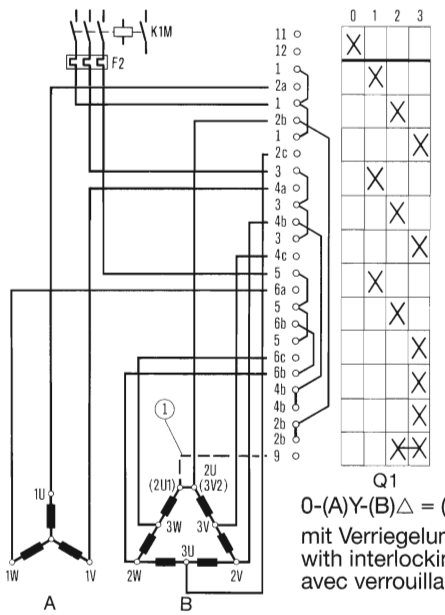

Q1

T0-7-155
T3-7-155

FS 616

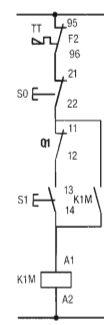

0-(A)Y-(B)△ = (B)YY
mit Verriegelung (sond 29)*
with interlocking provision (sond 29)*
avec verrouillage (sond 29)*

Pole
Poles
Pôles

3

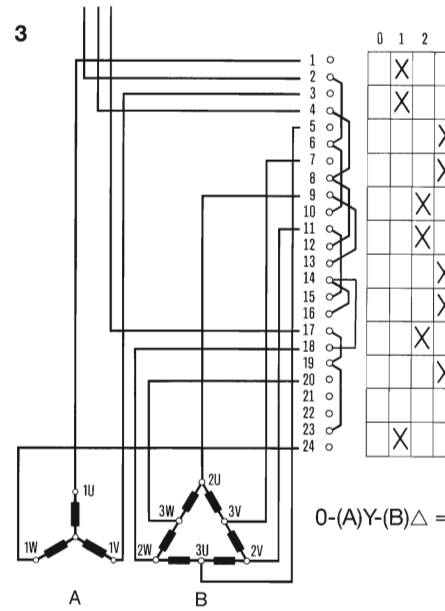

T0-6-8455
T3-6-8455

FS 616

0-(A)Y-(B)△ = (B)YY

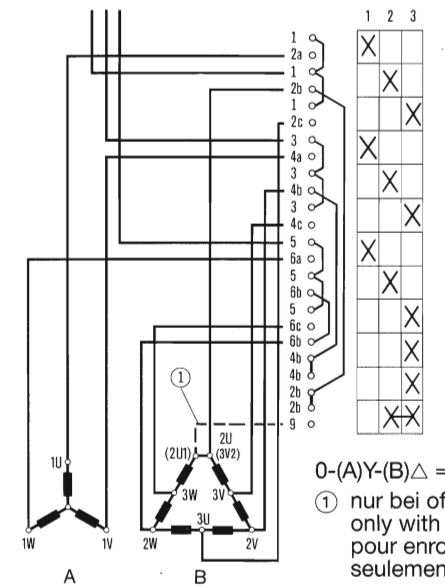

T0-6-156
T3-6-156

FS 603

0-(A)Y-(B)△ = (B)YY
① nur bei offener △-Wicklung
only with open △-winding
pour enroulement △ ouvert seulement

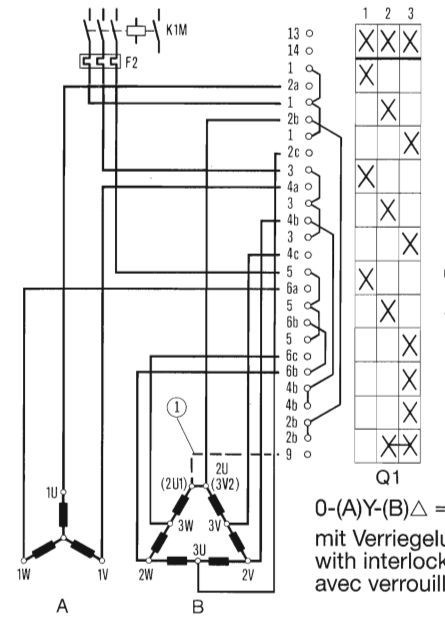

Q1

T0-7-157
T3-7-157

FS 603

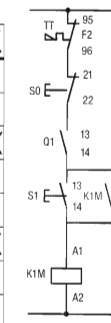

0-(A)Y-(B)△ = (B)YY
mit Verriegelung (sond 30)*
with interlocking provision (sond 30)*
avec verrouillage (sond 30)*

* Seite/Page 3/66 & AWA

Pole
Poles
Pôles
3

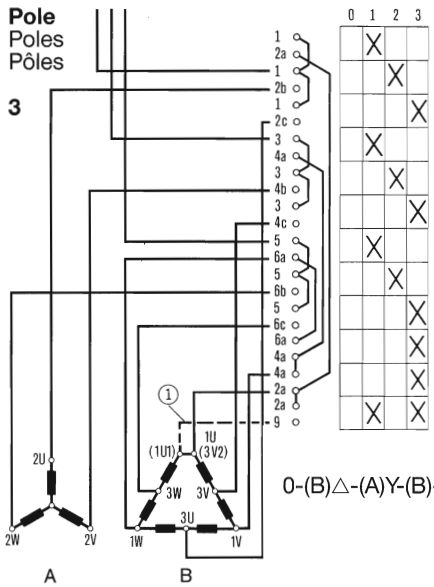

T0-6-158
T3-6-158

FS 616

0-(B)△-(A)Y-(B)-YY

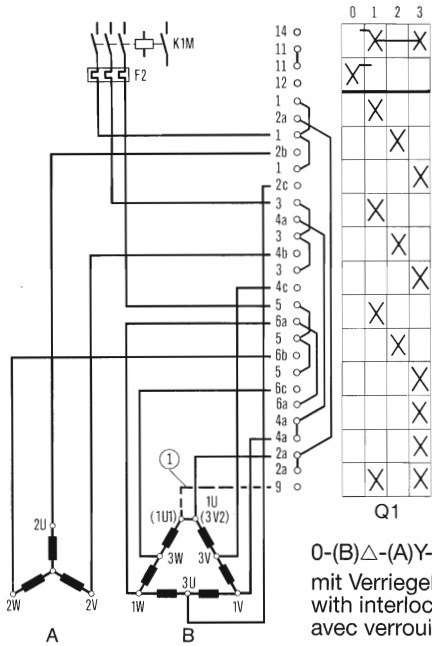

T0-7-188
T3-7-188

FS 616

0-(B)△-(A)Y-(B)-YY
mit Verriegelung (sond 28)*
with interlocking provision (sond 28)*
avec verrouillage (sond 28)*

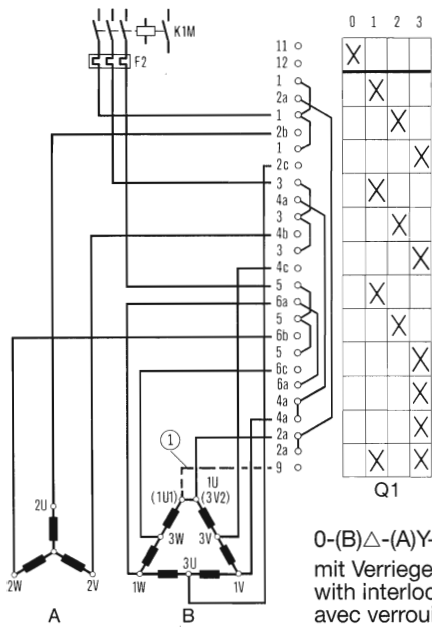

T0-7-159
T3-7-159

FS 616

0-(B)△-(A)Y-(B)-YY
mit Verriegelung (sond 29)*
with interlocking provision (sond 29)*
avec verrouillage (sond 29)*

Pole
Poles
Pôles
3

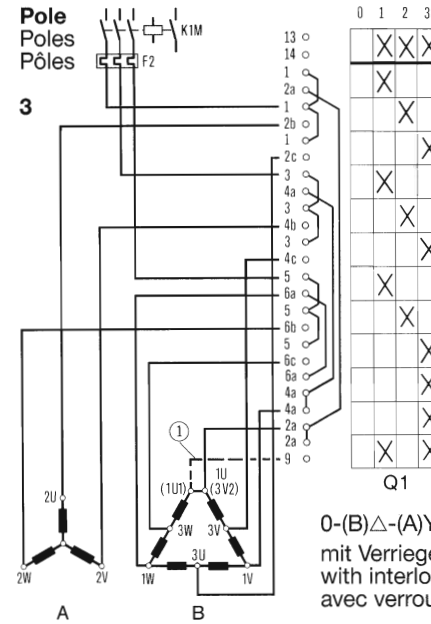

T0-7-132
T3-7-132

FS 616

0-(B)△-(A)Y-(B)-YY
mit Verriegelung (sond 30)*
with interlocking provision (sond 30)*
avec verrouillage (sond 30)*

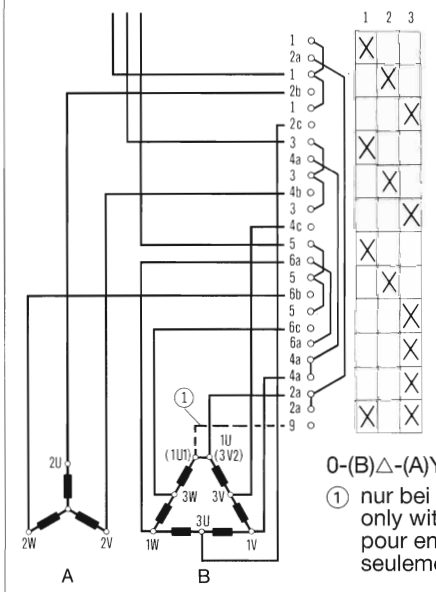

T0-6-160
T3-6-160

FS 603

0-(B)△-(A)Y-(B)-YY
① nur bei offener △-Wicklung
only with open △-winding
pour enroulement △ ouvert seulement

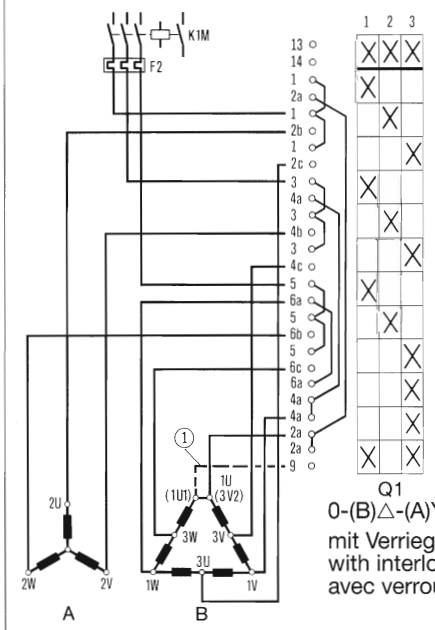

T0-7-161
T3-7-161

FS 603

0-(B)△-(A)Y-(B)-YY
mit Verriegelung (sond 30)*
with interlocking provision (sond 30)*
avec verrouillage (sond 30)*

* Seite/Page 3/66 & AWA

Polumschalter

3 Drehzahlen, 2 getrennte Wicklungen
Einfache Wicklung bei Drehzahl III

Three-speed switches, two separate windings/Single winding at speed III
Commutateurs de pôles, 3 vitesses, 2 enroulements séparés/enroulement simple en vitesse III

Pole
Poles
Pôles
3

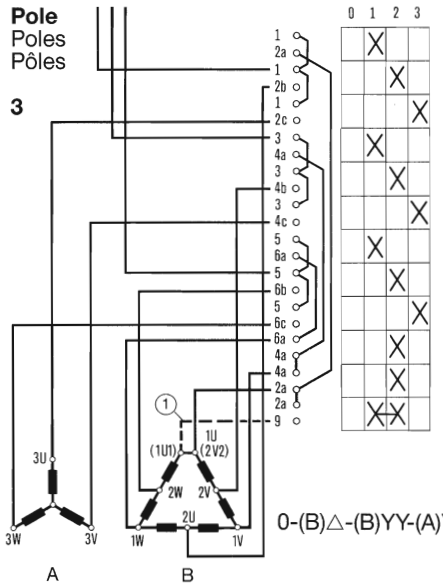

T0-6-162
T3-6-162

FS 616

0-(B)△-(B)YY-(A)Y

Pole
Poles
Pôles
3

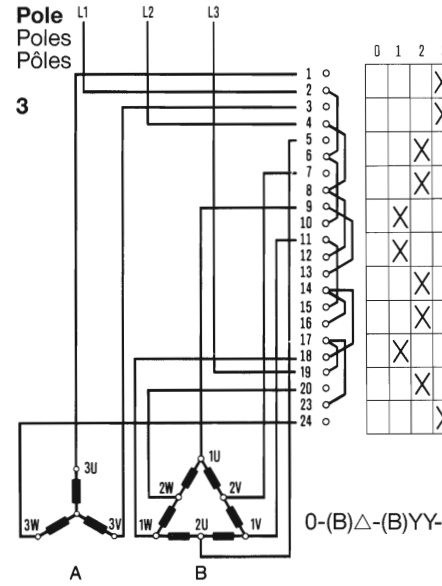

T0-6-8459
T3-6-8459

FS 616

0-(B)△-(B)YY-(A)Y

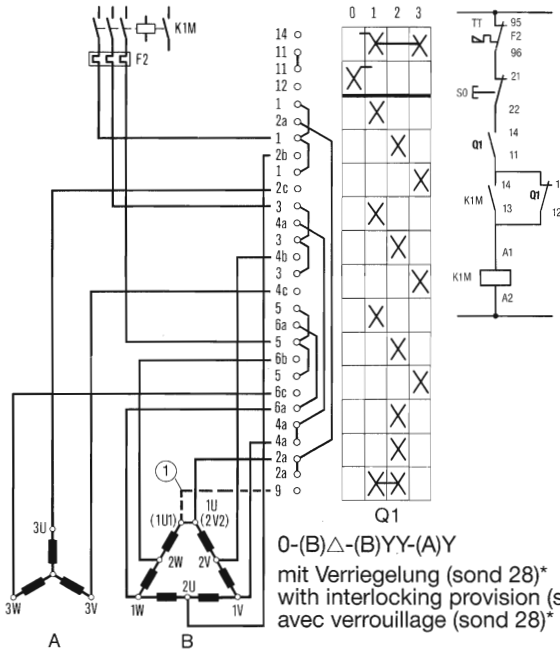

T0-7-189
T3-7-189

FS 616

0-(B)△-(B)YY-(A)Y
mit Verriegelung (sond 28)*
with interlocking provision (sond 28)*
avec verrouillage (sond 28)*

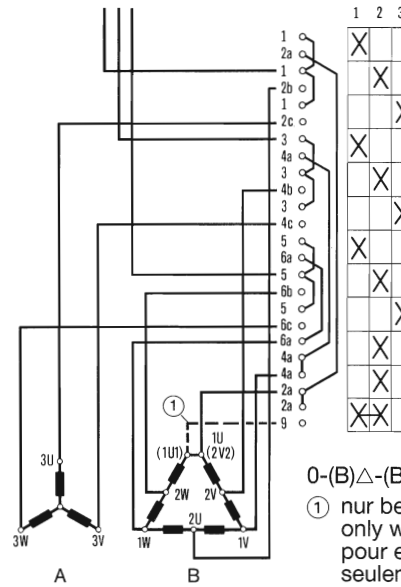

T0-6-164
T3-6-164

FS 603

0-(B)△-(B)YY-(A)Y
① nur bei offener △-Wicklung
only with open △-winding
pour enroulement △ ouvert seulement

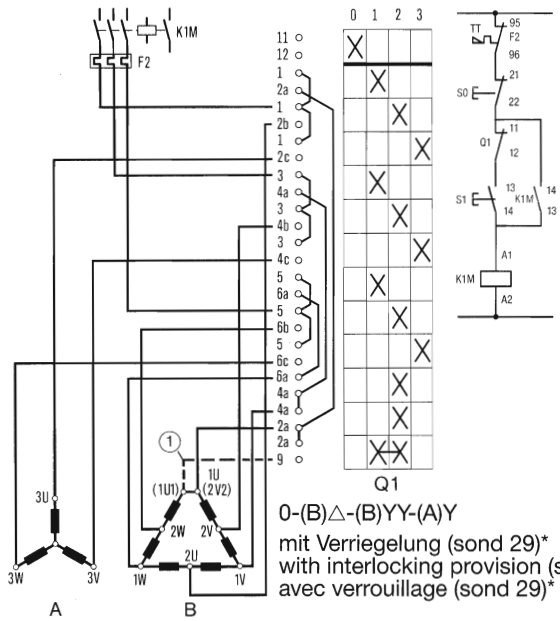

T0-7-163
T3-7-163

FS 616

0-(B)△-(B)YY-(A)Y
mit Verriegelung (sond 29)*
with interlocking provision (sond 29)*
avec verrouillage (sond 29)*

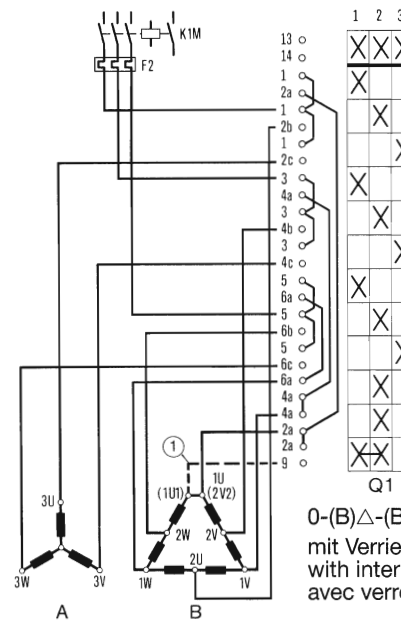

T0-7-165
T3-7-165

FS 603

0-(B)△-(B)YY-(A)Y
mit Verriegelung (sond 30)*
with interlocking provision (sond 30)*
avec verrouillage (sond 30)*

* Seite/Page 3/66 & AWA

Pole
Poles
Pôles

3

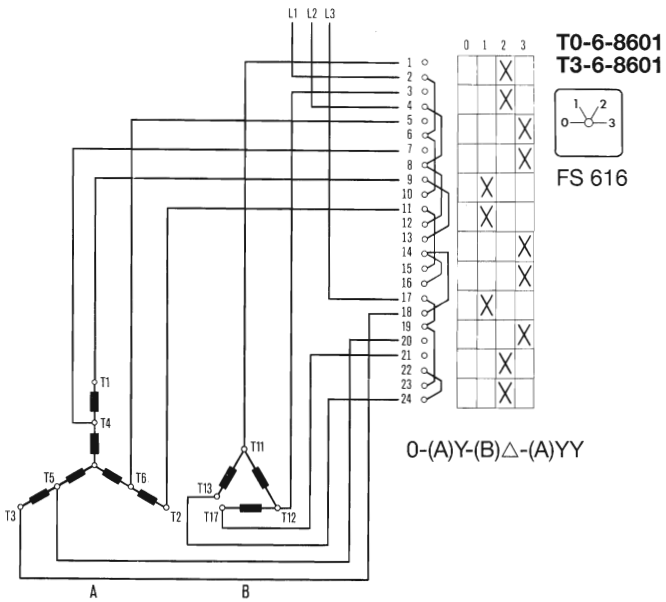

T0-6-8601
T3-6-8601

FS 616

0-(A)Y-(B)△-(A)YY

T1 ≙ 1U
T2 ≙ 1V
T3 ≙ 1W

T4 ≙ 3W
T5 ≙ 3U
T6 ≙ 3V

T11 ≙ 2U
T12 ≙ 2V
T13 ≙ 2W
T17 ≙ 2W

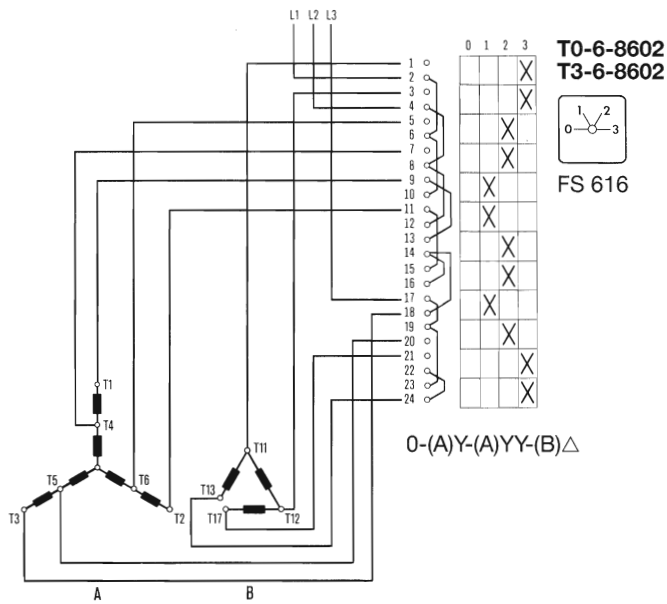

T0-6-8602
T3-6-8602

FS 616

0-(A)Y-(A)YY-(B)△

T1 ≙ 1U
T2 ≙ 1V
T3 ≙ 1W

T4 ≙ 2W
T5 ≙ 2U
T6 ≙ 2V

T11 ≙ 3U
T12 ≙ 3V
T13 ≙ 3W
T17 ≙ 3W

Pole
Poles
Pôles

3

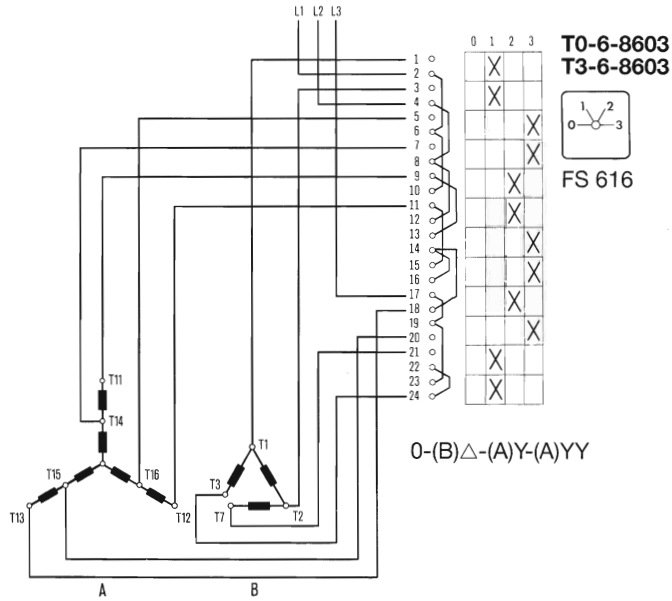

T0-6-8603
T3-6-8603

FS 616

0-(B)△-(A)Y-(A)YY

T1 ≙ 1U
T2 ≙ 1V
T3 ≙ 1W
T7 ≙ 1W

T11 ≙ 2U
T12 ≙ 2V
T13 ≙ 2W

T14 ≙ 3U
T15 ≙ 3V
T16 ≙ 3W

Polumschalter

3 Drehzahlen, 2 getrennte Wicklungen
Für Antriebe mit konstantem Drehmoment

Three-speed switches, two separate windings/For drive motors with constant torque
Commutateurs de pôles, 3 vitesses, 2 enroulements séparés/Pour moteurs d'entraînement à couple constant

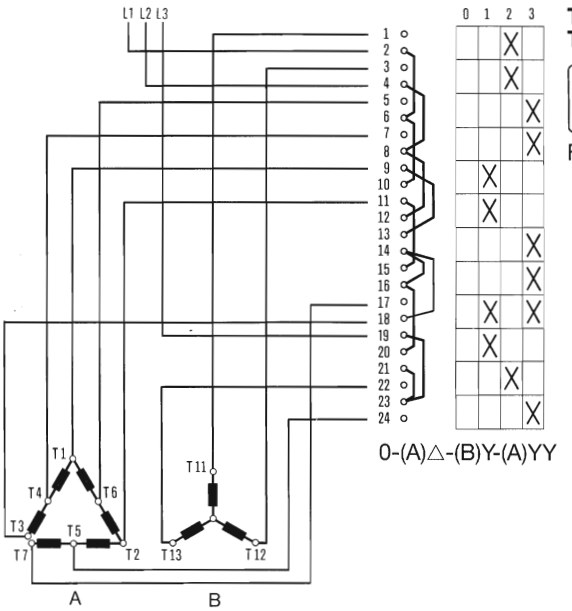

	0	1	2	3
1			X	
2			X	
3				X
4				X
5	X			
6	X			
7				X
8				X
9	X		X	
10	X			
11			X	
12			X	
13				X
14			X	
15				X
16				X
17			X	
18				X
19				X
20			X	
21				X
22				X
23				X
24				X

T0-6-8605
T3-6-8605

FS 616

0-(A)△-(B)Y-(A)YY

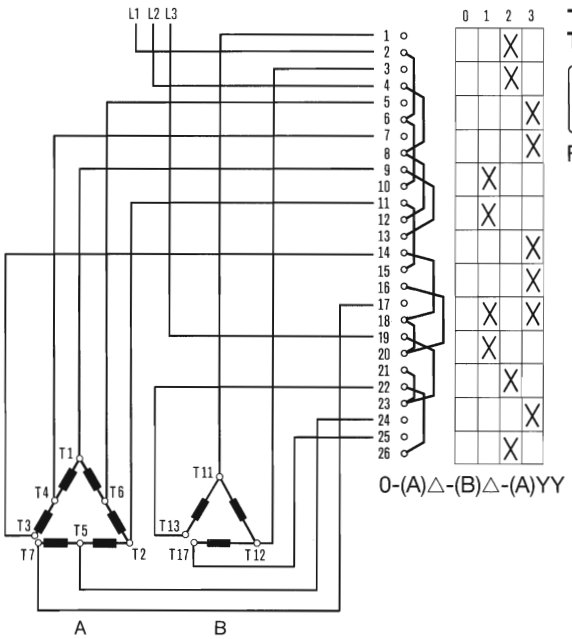

	0	1	2	3
1			X	
2			X	
3				X
4				X
5	X			
6	X			
7				X
8				X
9	X		X	
10	X			
11			X	
12				X
13			X	
14				X
15				X
16				X
17			X	
18				X
19				X
20			X	
21				X
22				X
23				X
24				X
25				X
26				X

T0-7-8606
T3-7-8606

FS 616

0-(A)△-(B)△-(A)YY

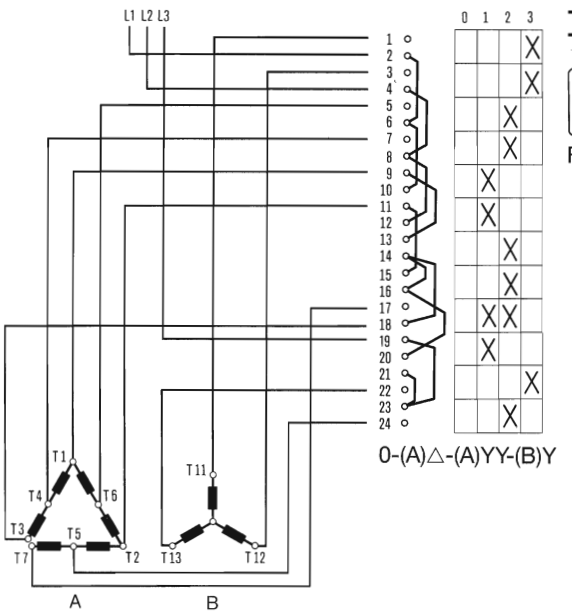

	0	1	2	3
1				X
2				X
3			X	
4			X	
5	X			
6	X			
7			X	
8			X	
9	X	X		
10	X			
11				X
12			X	

T0-6-8607
T3-6-8607

FS 616

0-(A)△-(A)YY-(B)Y

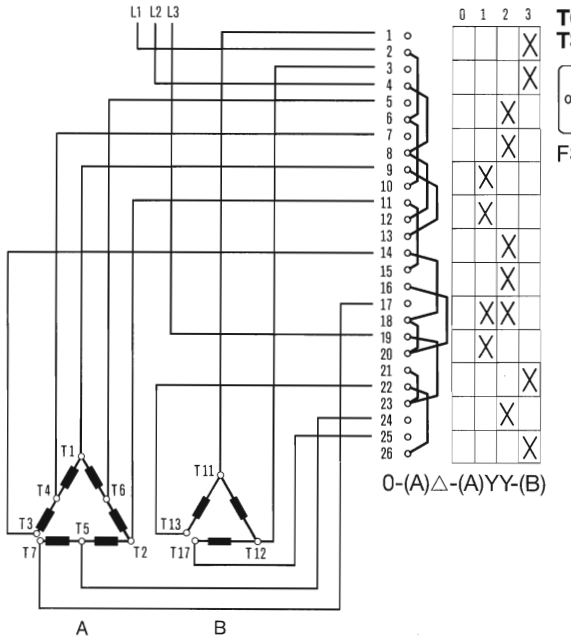

	0	1	2	3
1				X
2				X
3			X	
4			X	
5	X			
6	X			
7			X	
8			X	
9	X	X	X	
10	X			
11				X
12			X	
13				X
14			X	
15				X
16				X
17			X	
18				X
19				X
20			X	
21				X
22				X
23				X
24				X
25				X
26				X

T0-7-8608
T3-7-8608

FS 616

0-(A)△-(A)YY-(B)

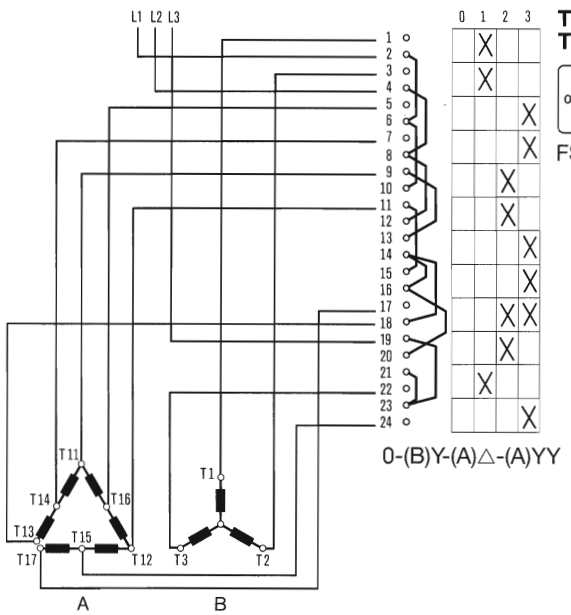

	0	1	2	3
1		X		
2		X		
3				X
4				X
5			X	
6			X	
7				X
8				X
9			X	X
10			X	
11		X		
12				X

T0-6-8609
T3-6-8609

FS 616

0-(B)Y-(A)△-(A)YY

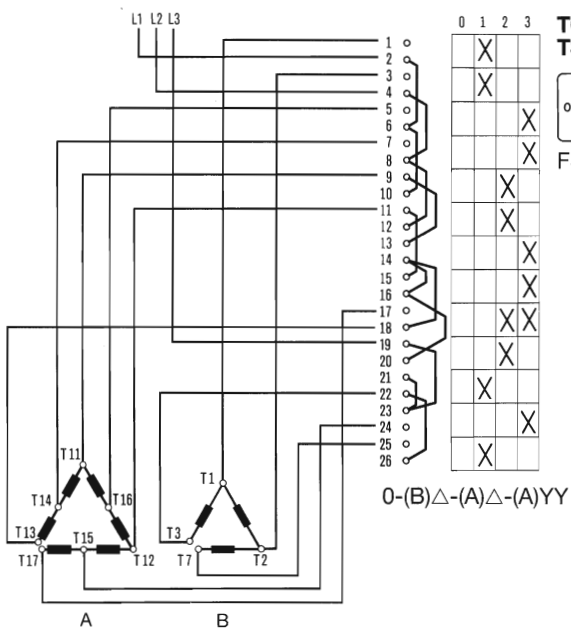

	0	1	2	3
1		X		
2		X		
3				X
4				X
5			X	
6			X	
7				X
8				X
9			X	X
10			X	
11		X		
12				X
13		X		

T0-7-8610
T3-7-8610

FS 616

0-(B)△-(A)△-(A)YY

Pole
Poles
Pôles

3

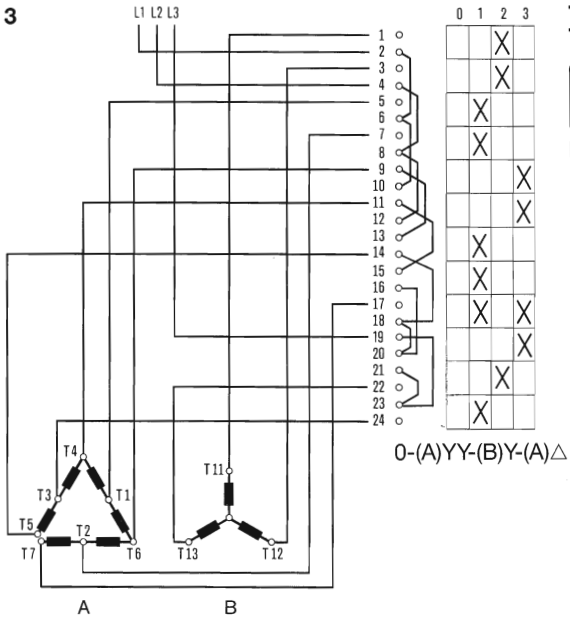

	0	1	2	3
1			X	
2			X	
3		X		
4		X		
5				X
6				X
7		X		
8		X		
9			X	
10			X	
11				X
12				X
13		X		
14		X		
15		X		
16		X		
17		X		
18		X		
19				X
20				X
21			X	
22				
23		X		
24				

T0-6-8613
T3-6-8613

FS 616

0-(A)YY-(B)Y-(A)△

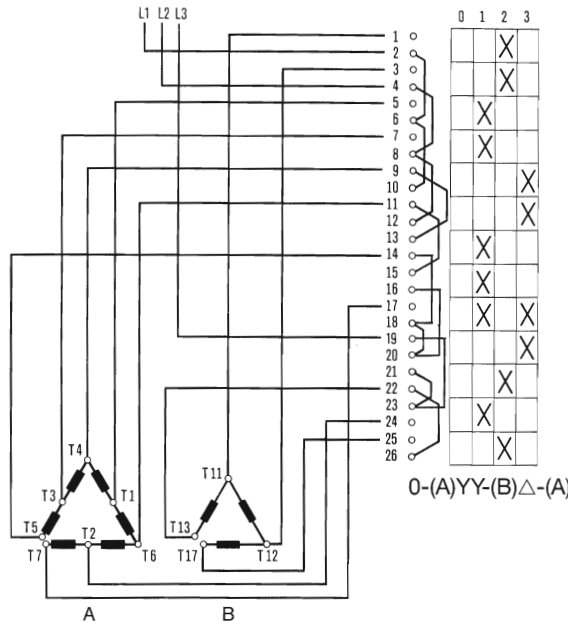

	0	1	2	3
1			X	
2			X	
3		X		
4		X		
5				X
6				X
7		X		
8		X		
9				X
10				X
11			X	
12			X	
13		X		
14		X		
15		X		X
16				X
17			X	
18		X		
19			X	
20				
21				
22				
23				
24				
25				
26				

T0-7-8614
T3-7-8614

FS 616

0-(A)YY-(B)△-(A)△

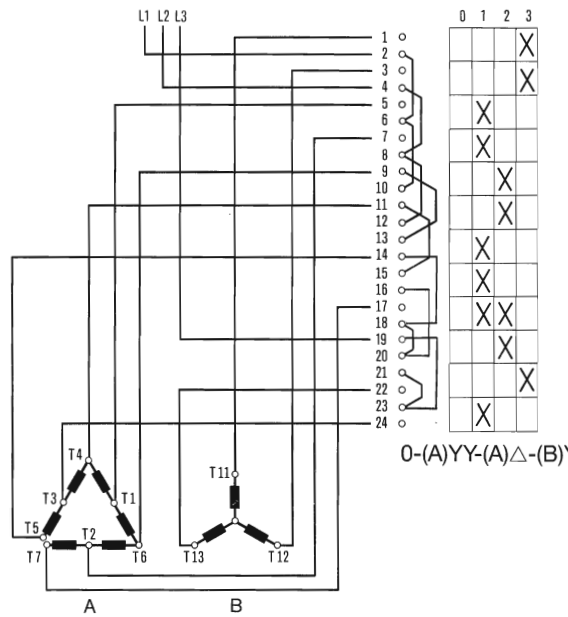

	0	1	2	3
1				X
2				X
3		X		
4		X		
5			X	
6			X	
7		X		
8		X		
9				
10				
11				
12				
13		X		
14		X		
15		X	X	
16			X	
17				X
18		X		
19				
20				
21				
22				
23				
24				

T0-6-8615
T3-6-8615

FS 616

0-(A)YY-(A)△-(B)Y

Pole
Poles
Pôles

3

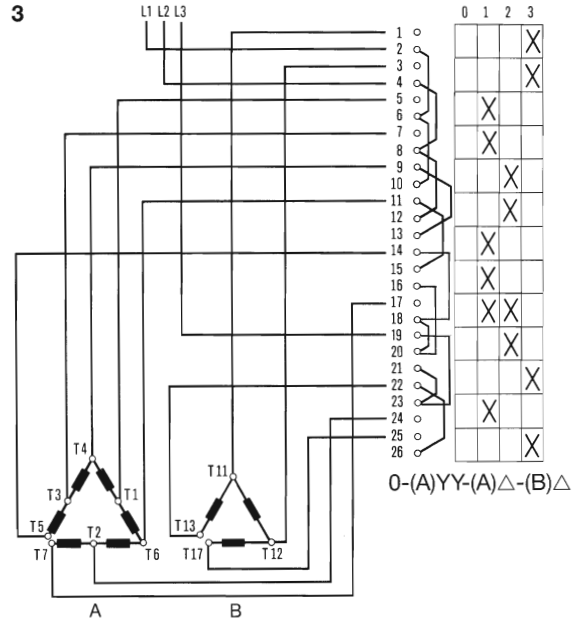

	0	1	2	3
1				X
2				X
3		X		
4		X		
5			X	
6			X	
7		X		
8		X		
9			X	
10			X	
11		X		
12		X		
13		X	X	
14			X	
15				X
16		X		
17				X
18				
19				
20				
21				
22				
23		X		
24				
25				
26				X

T0-7-8616
T3-7-8616

FS 616

0-(A)YY-(A)△-(B)△

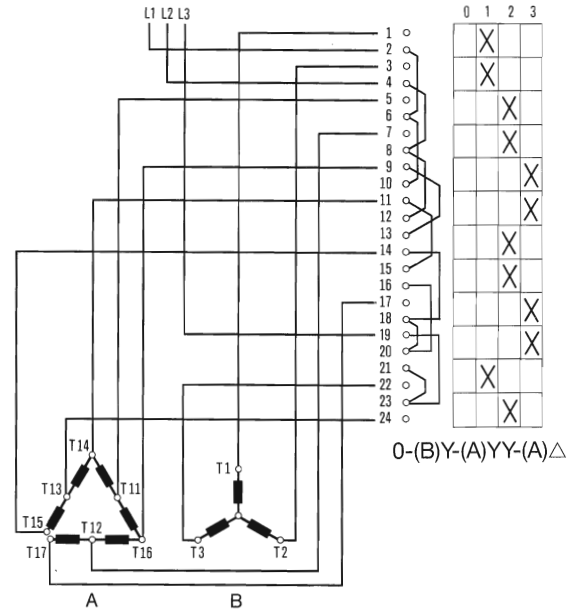

	0	1	2	3
1		X		
2		X		
3			X	
4			X	
5				X
6				X
7			X	
8			X	
9				X
10				X
11				
12				
13				
14				
15				
16				
17				X
18				X
19				
20				
21		X		
22				
23			X	
24				

T0-6-8617
T3-6-8617

FS 616

0-(B)Y-(A)YY-(A)△

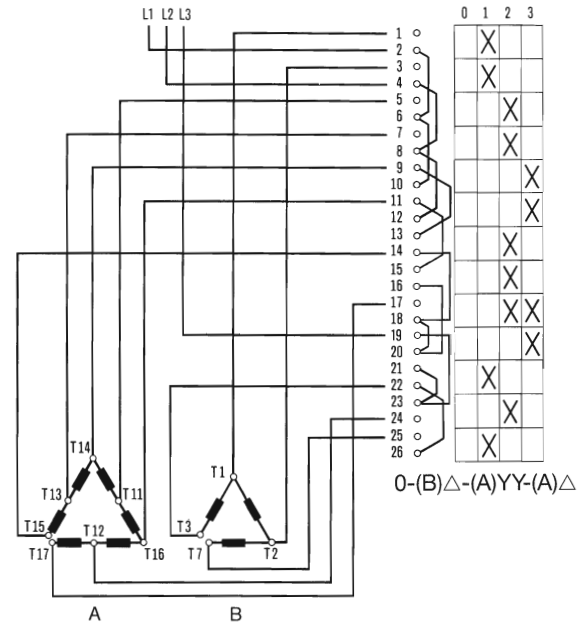

	0	1	2	3
1		X		
2		X		
3			X	
4			X	
5				X
6				X
7			X	
8			X	
9				X
10				X
11				
12				
13				
14				
15				
16				
17				X
18				X
19				
20				
21		X		
22				
23			X	
24				
25				
26		X		

T0-7-8618
T3-7-8618

FS 616

0-(B)△-(A)YY-(A)△

Wende-Polumschalter
3 Drehzahlen, 2 getrennte Wicklungen
Three-speed reversing switches, two separate windings
inverseurs-commutateurs de pôles,
3 vitesse, 2 enroulements séparés
Einfache Wicklung bei Drehzahl I
Single winding at speed I
enroulement simple en vitesse I

Pole
Poles
Pôles

3

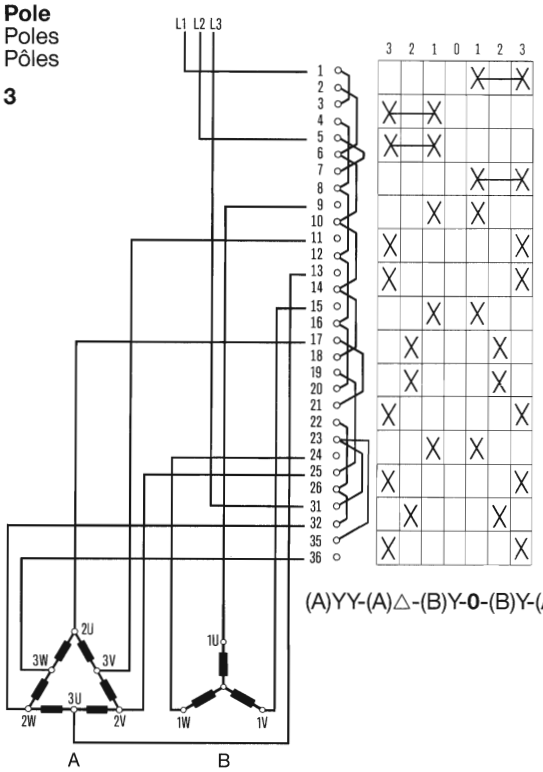

T0-8-8456
T3-8-8456

FS 449

(A)YY-(A)△-(B)Y-**0**-(B)Y-(A)△-(A)YY

Einfache Wicklung bei Drehzahl II
Single winding at speed II
enroulement simple en vitesse II

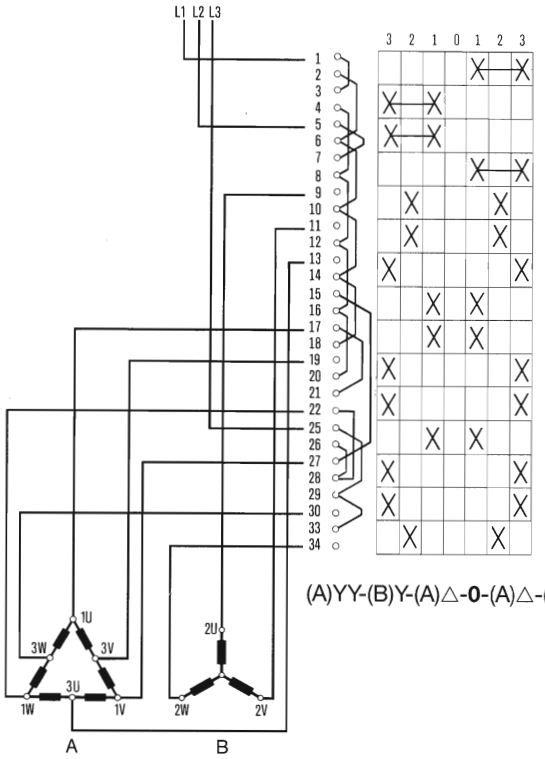

T0-8-8458
T3-8-8458

FS 449

(A)YY-(B)Y-(A)△-**0**-(A)△-(B)Y-(A)YY

Einfache Wicklung bei Drehzahl III
Single winding at speed III
enroulement simple en vitesse III

Pole
Poles
Pôles

3

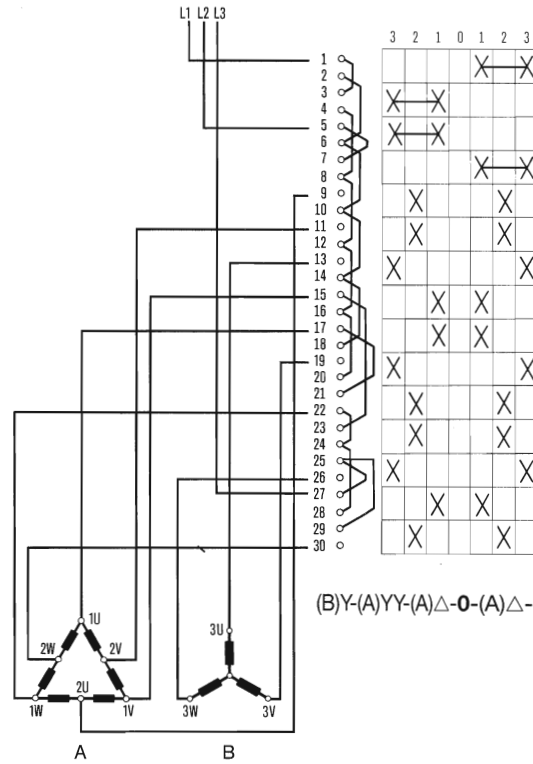

T0-8-8460
T3-8-8460

FS 449

(B)Y-(A)YY-(A)△-**0**-(A)△-(A)△-(A)YY-(B)Y

Polumschalter
3 Drehzahlen, 1 Drehrichtung,
1 Wicklung

Three-speed switches
non reversing, one winding

Commutateurs de pôles
3 vitesses, 1 sens de marche,
1 enroulement

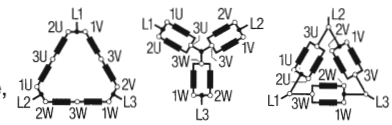

Drehzahl, speed, vitesse: 1 2 3

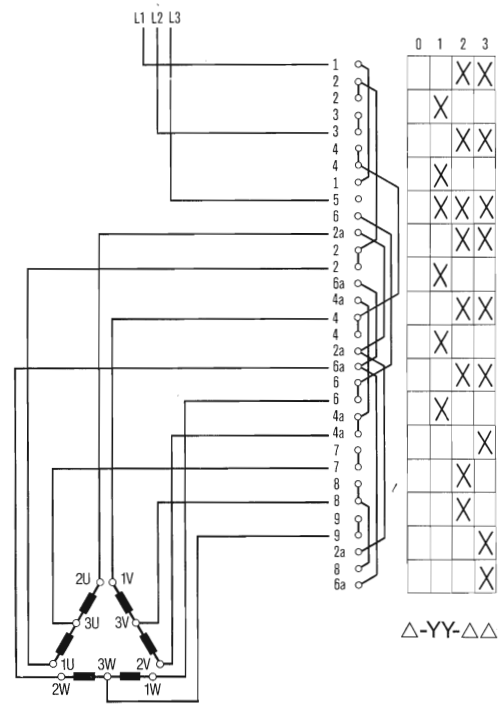

△-YY-△△

mit
„0"-Stellung
with
"0" position
avec
position «0»
T0-8-15100
T3-8-15100

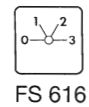

FS 616

ohne
„0"-Stellung
without
"0" position
sans
position «0»
T0-8-15102
T3-8-15102

FS 604

Pole
Poles
Pôles

3

Beim Schalten einer Wicklung bleibt die andere geschlossen
When one winding is brought in, the other one remains closed
Lors de l'enclenchement d'un enroulement, l'autre reste fermé

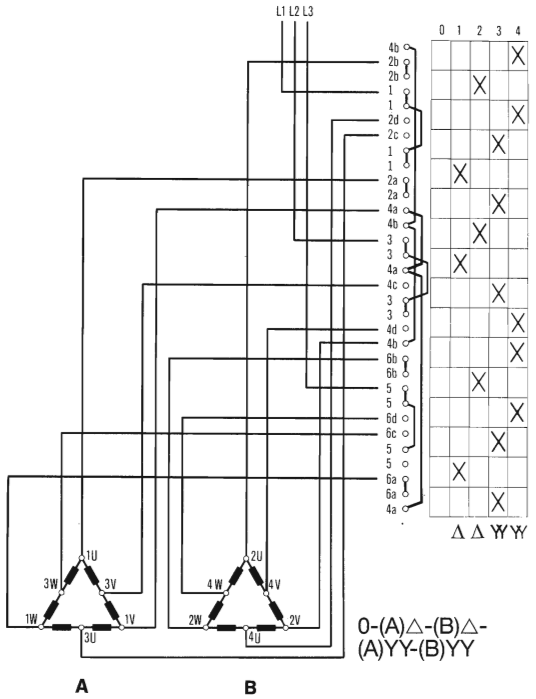

mit „0"-Stellung
with "0" position
avec position «0»
T0-10-137
T3-8-137

FS 617

ohne „0"-Stellung
without "0" position
sans position «0»

T0-8-184
T3-8-184

FS 405

Für Antriebe mit gleitendem Drehmoment
For drive motors with variable torque
Pour moteurs d'entraînement à couple glissant

T0-8-8604
T3-8-8604

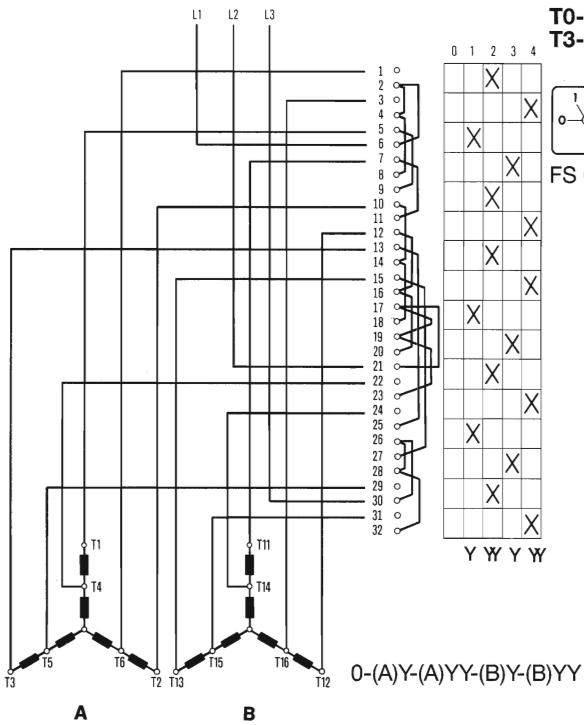

FS 618

Pole
Poles
Pôles

3

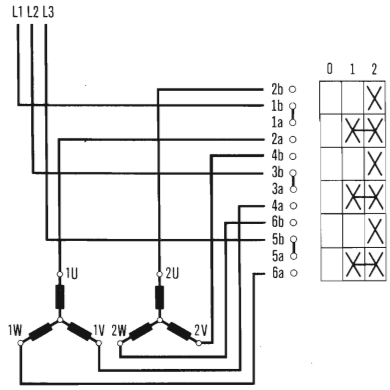

T0-3-80
T3-3-80

FS 644

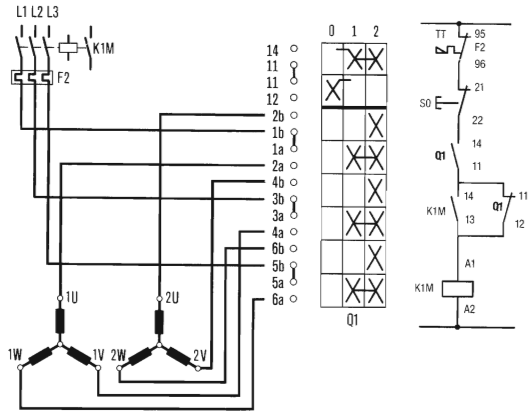

T0-4-81
T3-4-81

FS 644

mit Verriegelung (sond 28)*
with interlocking-provision (sond 28)
avec verrouillage (sond 28)

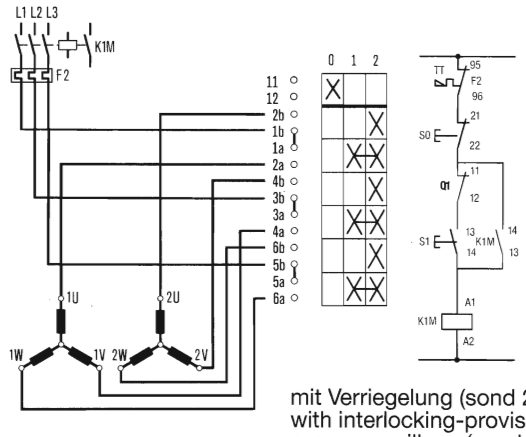

T0-4-82
T3-4-82

FS 644

mit Verriegelung (sond 28)*
with interlocking-provision (sond 28)
avec verrouillage (sond 28)

* Seite/Page 3/66 & AWA

Pole
Poles
Pôles

2

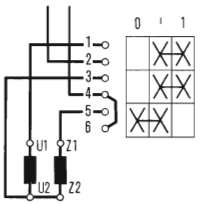

T0-2-76
T3-2-76

FS 465

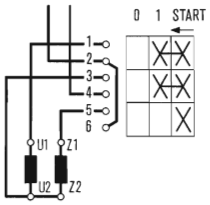

T0-2-8425
T3-2-8425

FS 140104

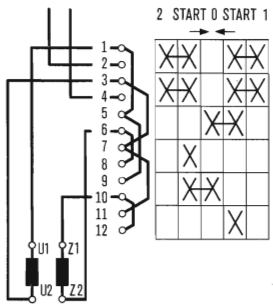

T0-3-8426
T3-3-8426

FS 142074

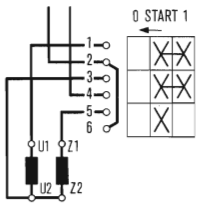

T0-2-15120
T3-2-15120

FS 142010

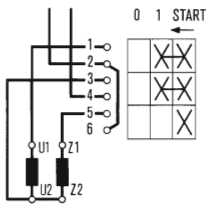

T0-2-15121
T3-2-15121

FS 164222

Pole
Poles
Pôles

2

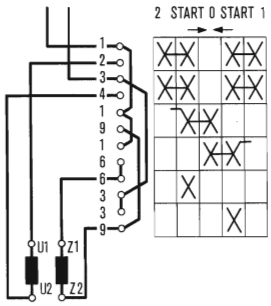

T0-3-15122
T3-3-15122

FS 142074

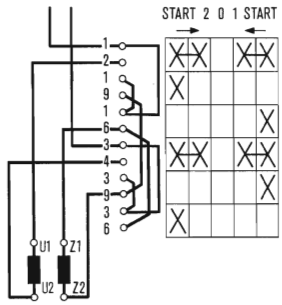

T0-3-15123
T3-3-15123

FS 1409

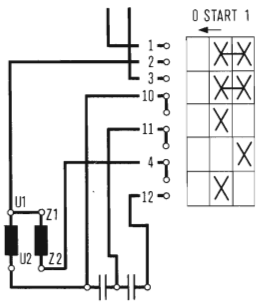

T0-3-15124
T3-3-15124

FS 142010

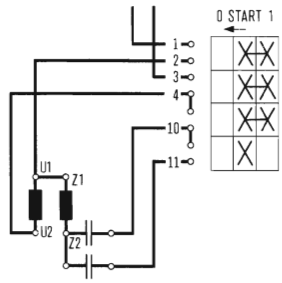

T0-2-15125
T3-2-15125

FS 142010

Einphasen-Motor-Schalter
mit Anlaufkondensator
mit/ohne Betriebskondensator

Single-phase motor switch
with starting capacitor
with/without running capacitor

Commutateur de moteurs monophasés
avec condensateur de démarrage
avec/sans condensateur de service

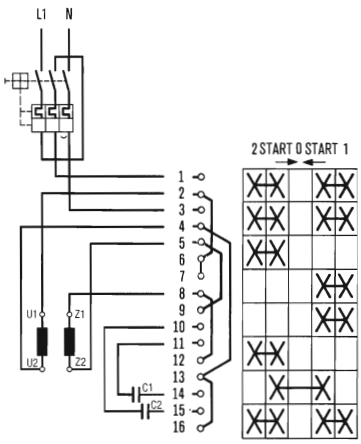

T0-4-15126
T3-4-15126

FS 142074

U1-U2: Hauptwicklung
Main winding
Enroulement principal

Z1-Z2: Hilfswicklung
Auxiliary winding
Enroulement auxiliaire

C1: Anlaufkondensator
Starting capacitor
Condensateur de démarrage

C2: Betriebskondensator
Running capacitor
Condensateur de service

ohne C2: Klemmen 10 + 15 freilassen
without C2: Leave terminals 10 + 15 free
sans C2: bornes 10 + 15 à laisser libre

Einphasen-Anschluß von Drehstrommotoren
Single-phase connection of three-phase motors
Raccordement monophasé de moteurs triphasés

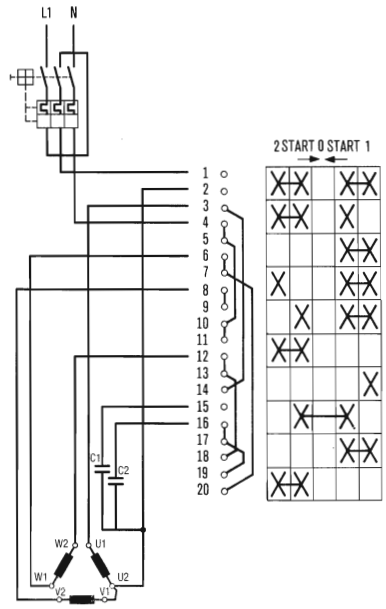

T0-6-15127
T3-6-15127

FS 142074

C1: Anlaufkondensator
Starting capacitor
Condensateur de démarrage

C2: Betriebskondensator
Running capacitor
Condensateur de service

Pole
Poles
Pôles

2

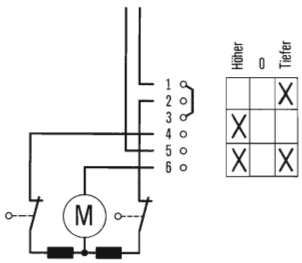

T0-2-8150
T3-2-8150

FS 141583

3

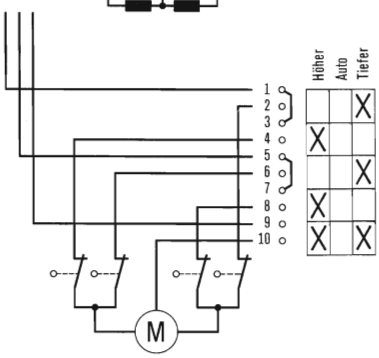

T0-3-8151
T3-3-8151

FS 142339

2

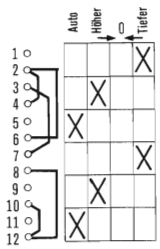

T0-3-8152
T3-3-8152

FS 141750

3

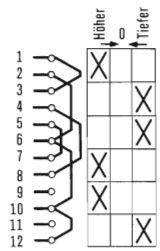

T0-3-8157
T3-3-8157

FS 141598

2

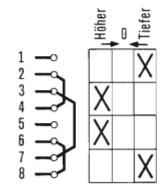

T0-2-8159
T3-2-8159

FS 141598

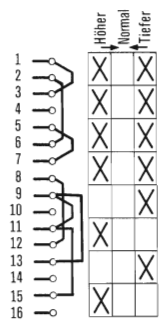

T0-4-8184
T3-4-8184

FS 141141

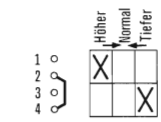

T0-1-8185
T3-1-8185

FS 141141

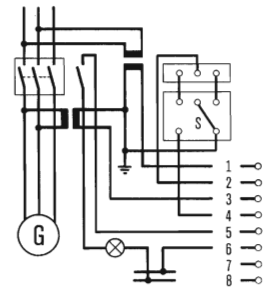

Rundschaltung möglich
Complete rotation possible
Commutation sans butée possible

T0-2-8060
T3-2-8060

FS 926

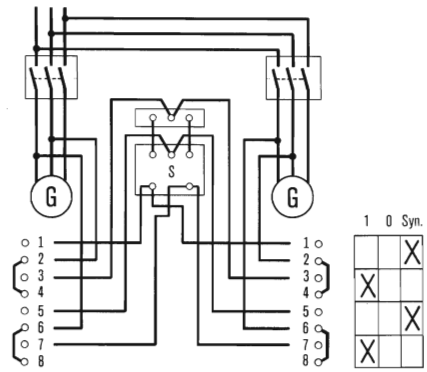

T0-2-8062
T3-2-8062

FS 160831

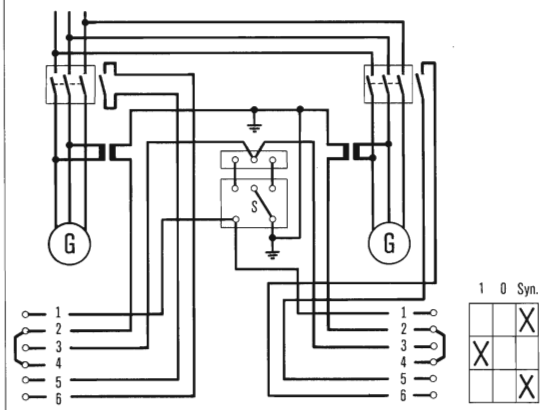

T0-2-8061
T3-2-8061

FS 142601

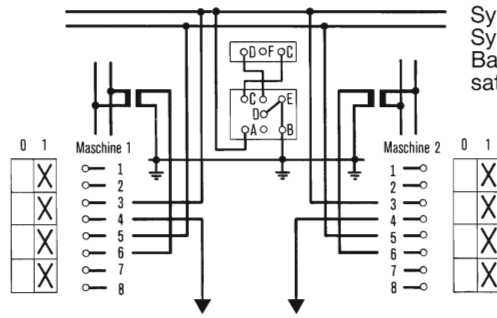

Synchronisierschiene
Synchronizing bar
Barre de synchronisation

zur gleichen Phase wie Spannungswandler
to the same phase as voltage transformer
à la même phase que le transformateur de tension

T0-2-8064
T3-2-8064

FS 907

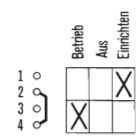

T0-1-8516
T3-1-8516

FS 19801

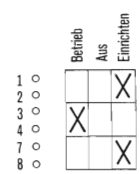

T0-2-8517
T3-2-8517

FS 19801

Pole
Poles
Pôles

1

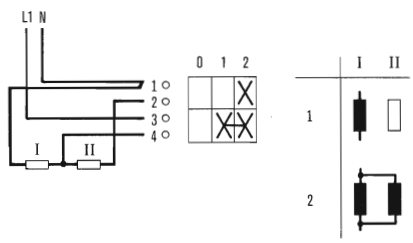

T0-1-91
T3-1-91

FS 614

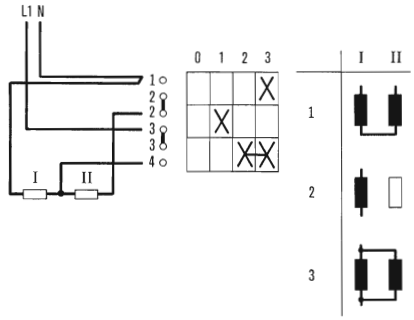

T0-2-92
T3-2-92

FS 616

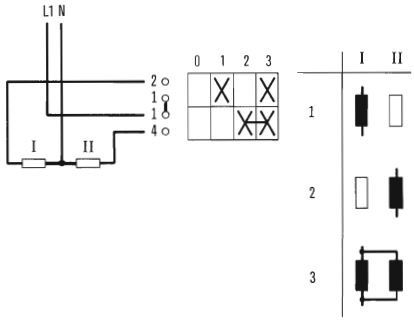

T0-1-93
T3-1-93

FS 616

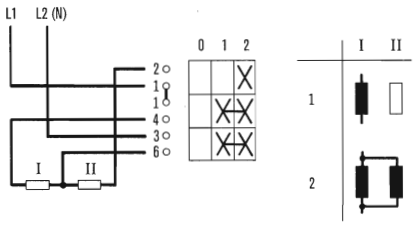

T0-2-94
T3-2-94

FS 614

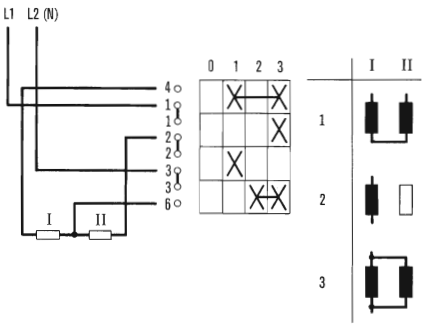

T0-2-95
T3-2-95

FS 616

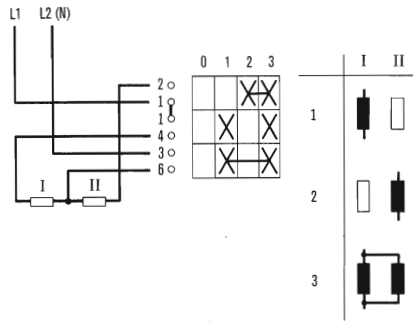

T0-2-96
T3-2-96

FS 616

Pole
Poles
Pôles

1

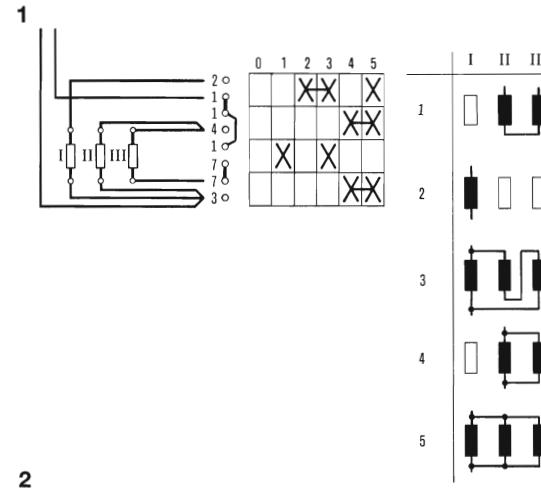

T0-2-191
T3-2-191

FS 620

2

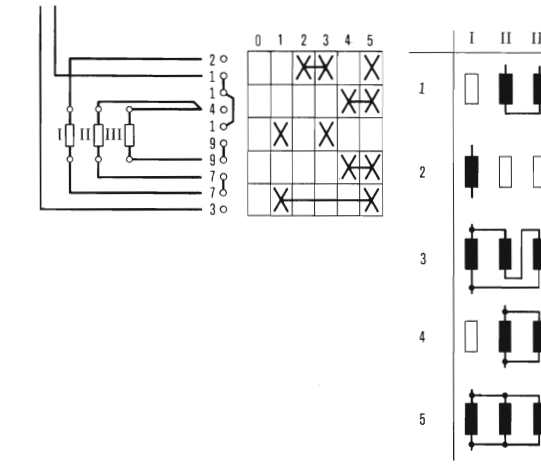

T0-3-192
T3-3-192

FS 620

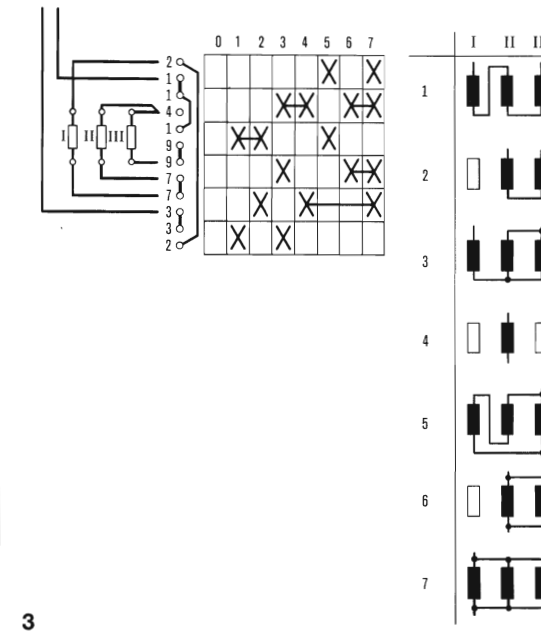

T0-3-194
T3-3-194

FS 428

3

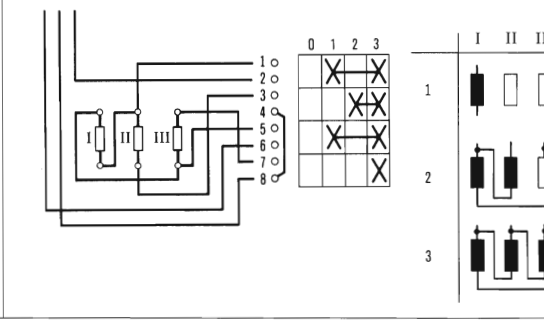

T0-2-8316
T3-2-8316

FS 420

Pole
Poles
Pôles

3

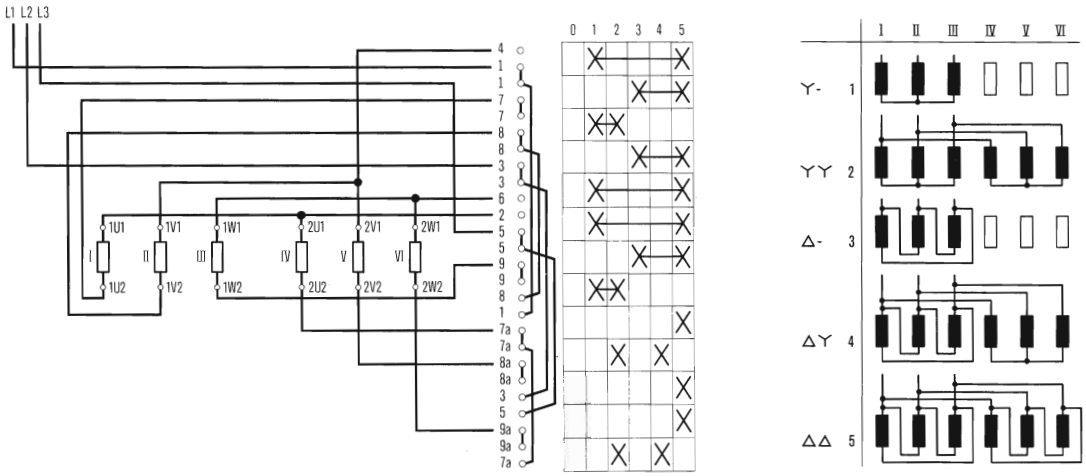

T0-7-195
T3-7-195

FS 620

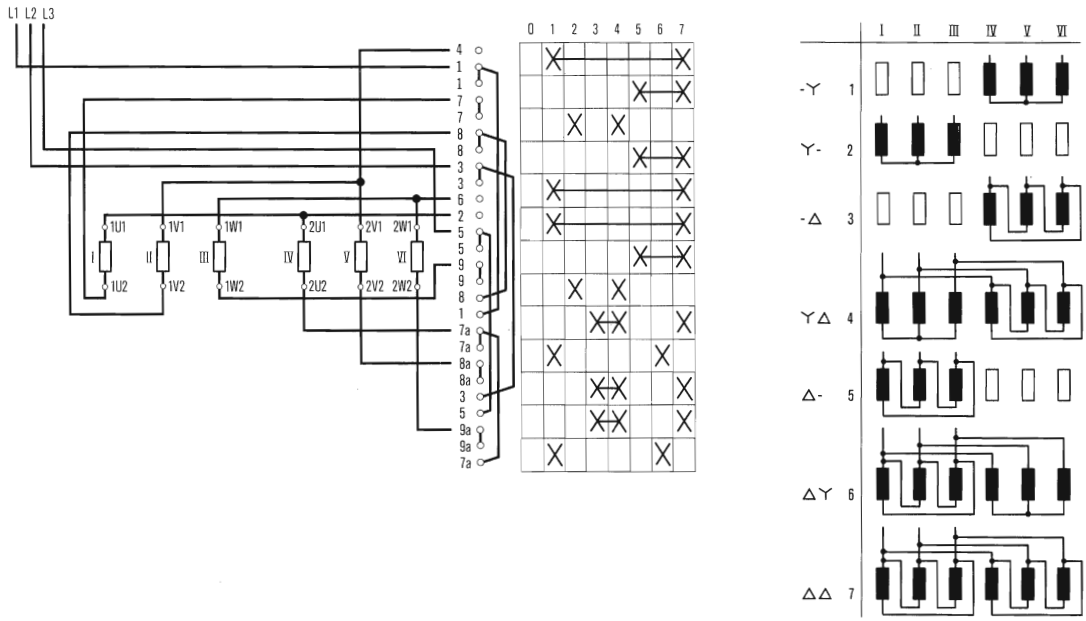

T0-7-196
T3-7-196

FS 428

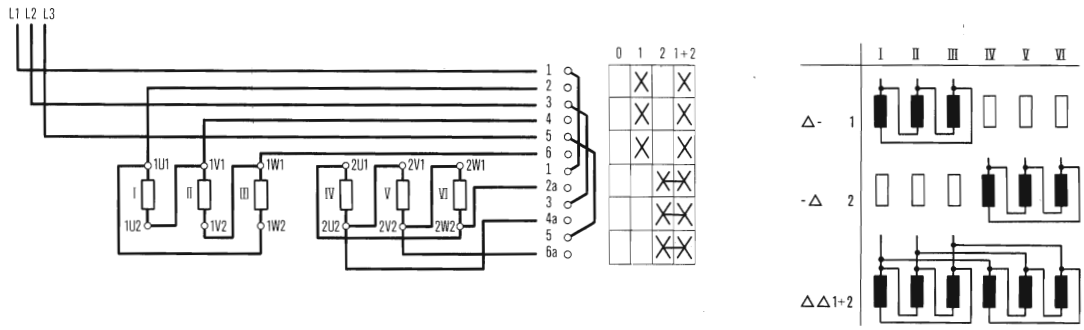

T0-3-197
T3-3-197

FS 6233

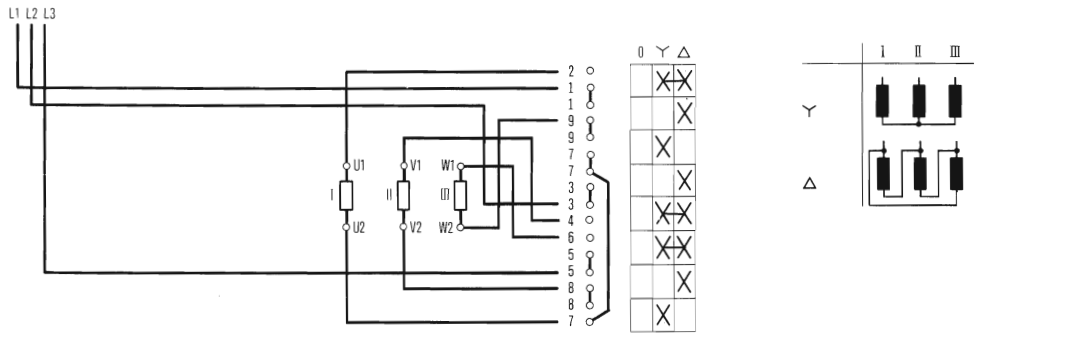

T0-4-3
T3-4-3

FS 635

Pole
Poles
Pôles

1

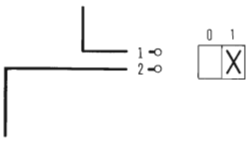

T0-1-140
T3-1-140

FS 416

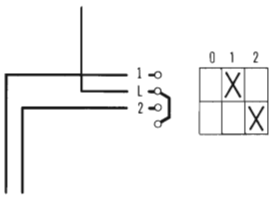

T0-1-141
T3-1-141

FS 418

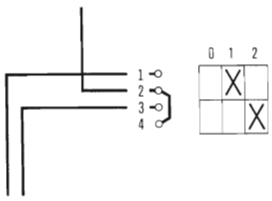

T0-1-8240
T3-1-8240

FS 418

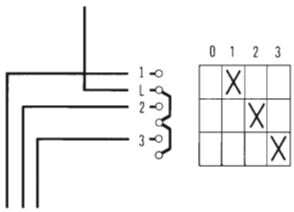

T0-2-142
T3-2-142

FS 420

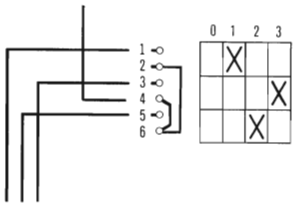

T0-2-8241
T3-2-8241

FS 420

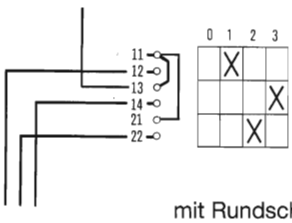

T0-2-15052
T3-2-15052

FS 912

mit Rundschaltung
Complete rotation
Commutation sans butée

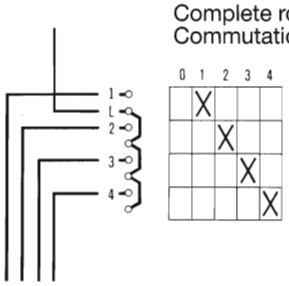

T0-2-143
T3-2-143

FS 422

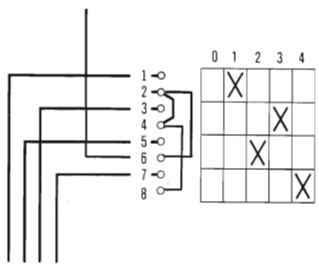

T0-2-8242
T3-2-8242

FS 422

Pole
Poles
Pôles

1

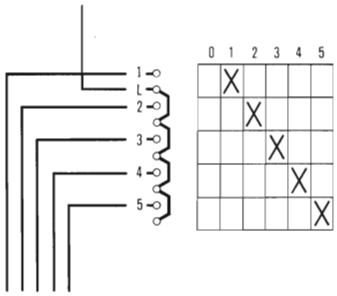

T0-3-144
T3-3-144

FS 424

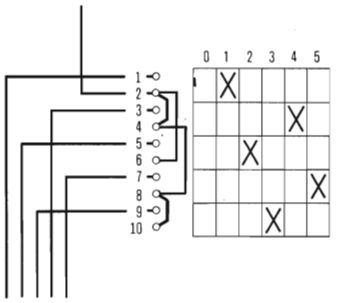

T0-3-8243
T3-3-8243

FS 424

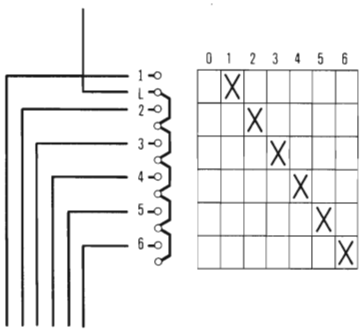

T0-3-145
T3-3-145

FS 426

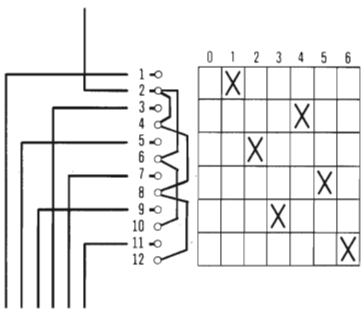

T0-3-8244
T3-3-8244

FS 426

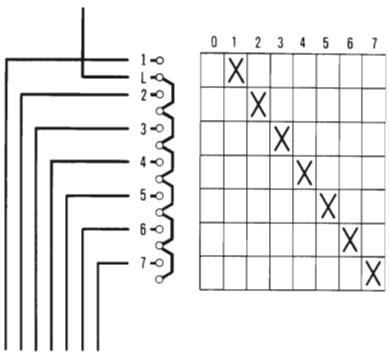

T0-4-146
T3-4-146

FS 428

Pole
Poles
Pôles

1

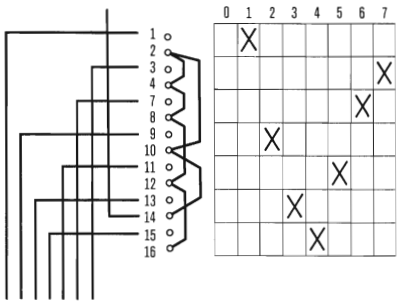

T0-4-8245
T3-4-8245

FS 428

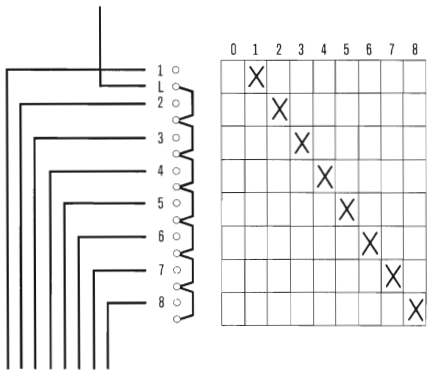

T0-4-15246
T3-4-15246

FS 313

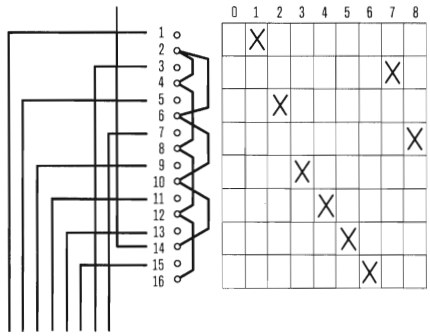

T0-4-8246
T3-4-8246

FS 313

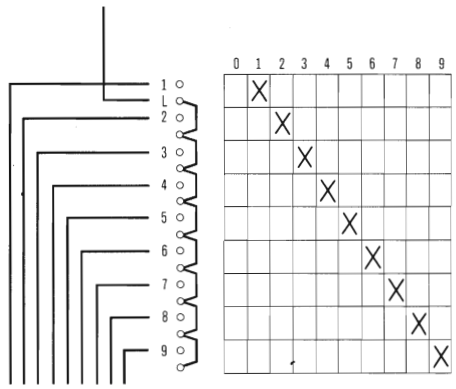

T0-5-15247
T3-5-15247

FS 312

Pole
Poles
Pôles

1

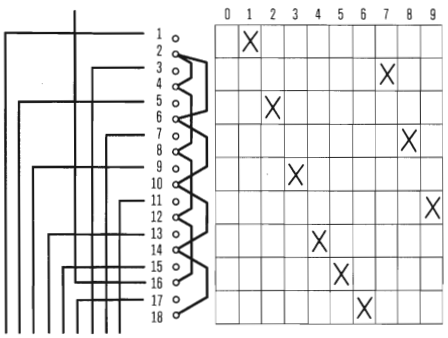

T0-5-8247
T3-5-8247

FS 312

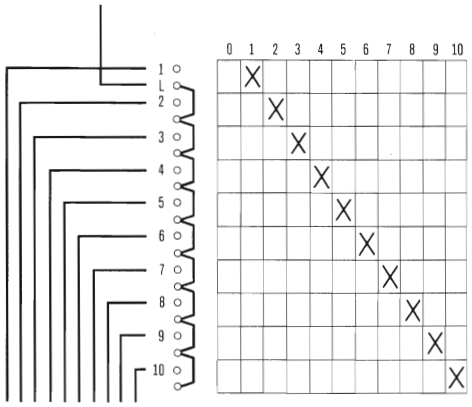

T0-5-15248
T3-5-15248

FS 311

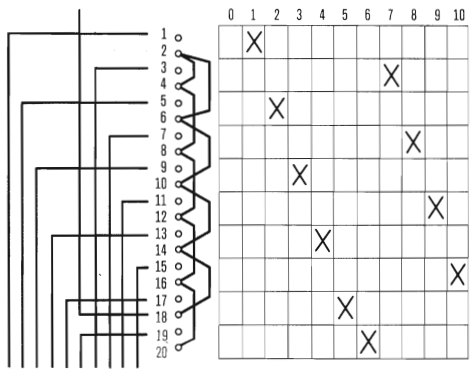

T0-5-8248
T3-5-8248

FS 311

Pole
Poles
Pôles

1

mit Nullstellung
with "OFF" position
avec position zéro

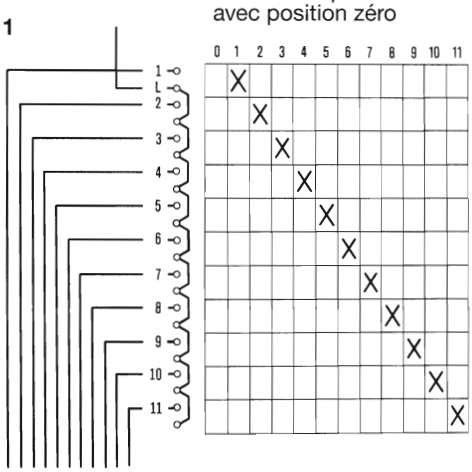

T0-6-15249
T3-6-15249

FS 310

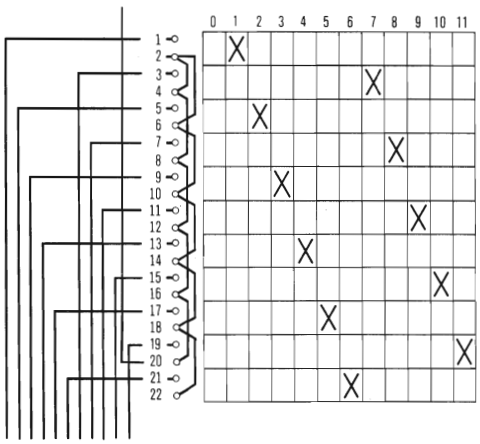

T0-6-8249
T3-6-8249

FS 310

ohne Nullstellung
without "OFF" position
sans position zéro

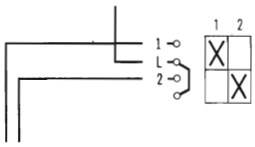

T0-1-147
T3-1-147

FS 402

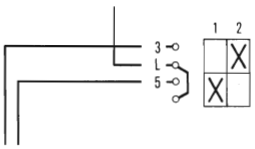

T0-1-15075
T3-1-15075

FS 401

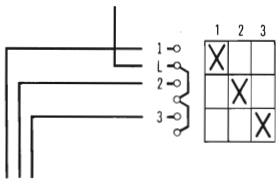

T0-2-148
T3-2-148

FS 404

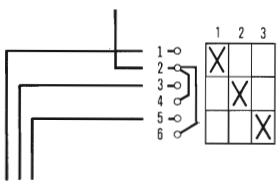

T0-2-8230
T3-2-8230

FS 404

Pole
Poles
Pôles

1

ohne Nullstellung
without "OFF" position
sans position zéro

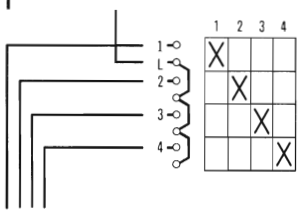

T0-2-149
T3-2-149

FS 406

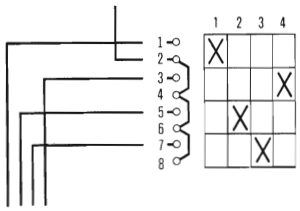

T0-2-8231
T3-2-8231

FS 606

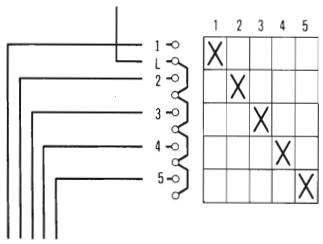

T0-3-150
T3-3-150

FS 408

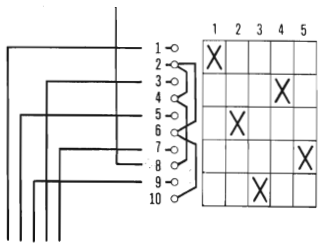

T0-3-8232
T3-3-8232

FS 408

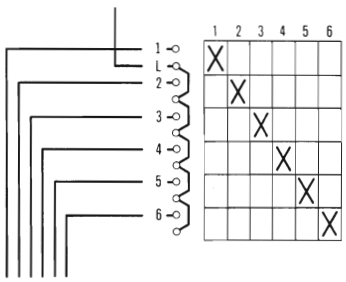

T0-3-151
T3-3-151

FS 410

Pole
Poles
Pôles

1

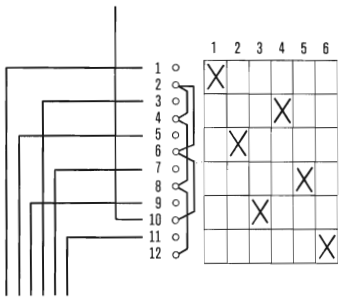

T0-3-8233
T3-3-8233

FS 410

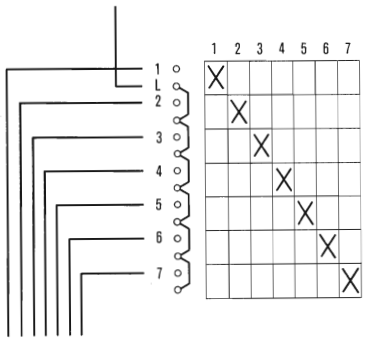

T0-4-152
T3-4-152

FS 412

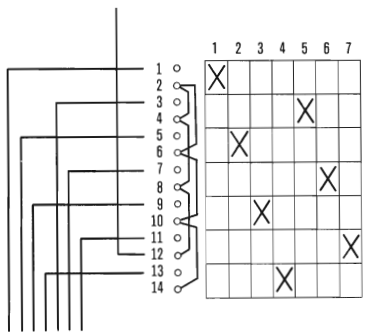

T0-4-8234
T3-4-8234

FS 412

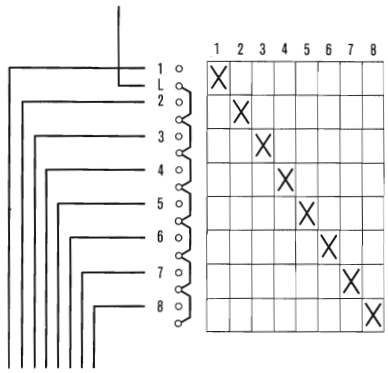

T0-4-153
T3-4-153

FS 414

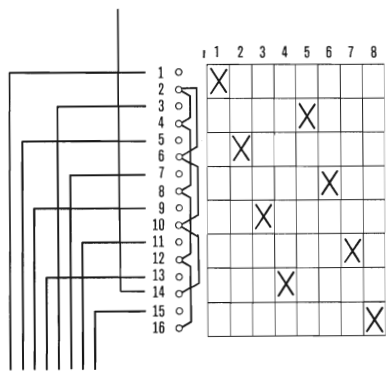

T0-4-8235
T3-4-8235

FS 414

Pole
Poles
Pôles

1

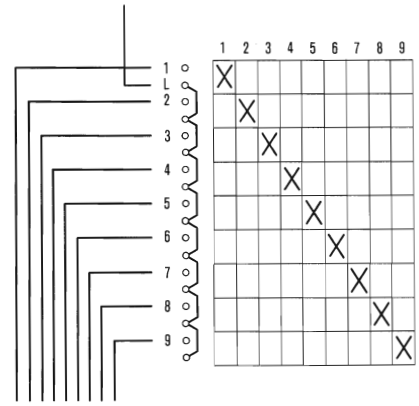

T0-5-15250
T3-5-15250

FS 304

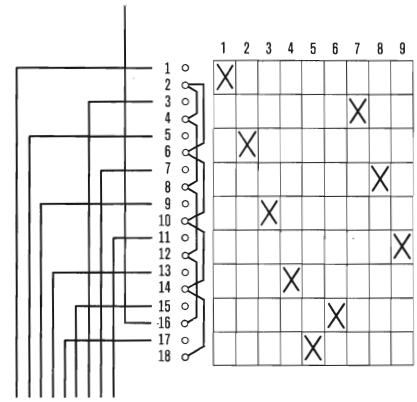

T0-5-8236
T3-5-8236

FS 304

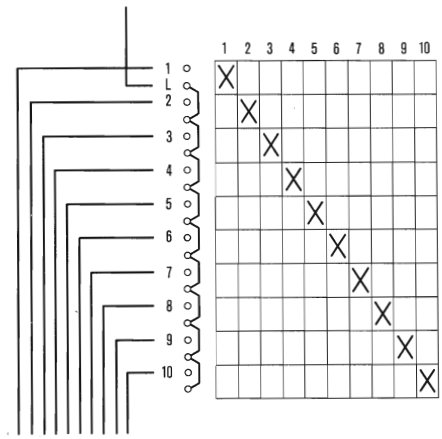

T0-5-15251
T3-5-15251

FS 303

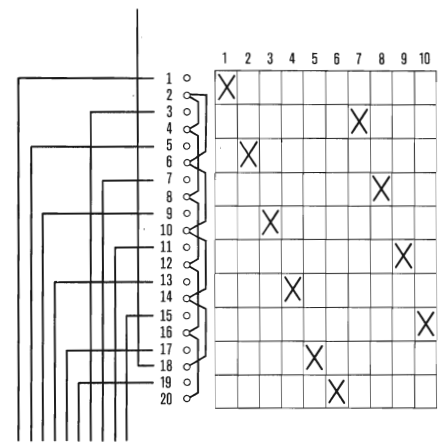

T0-5-8237
T3-5-8237

FS 303

Pole
Poles
Pôles

1

ohne Nullstellung
without "OFF" position
sans position zéro

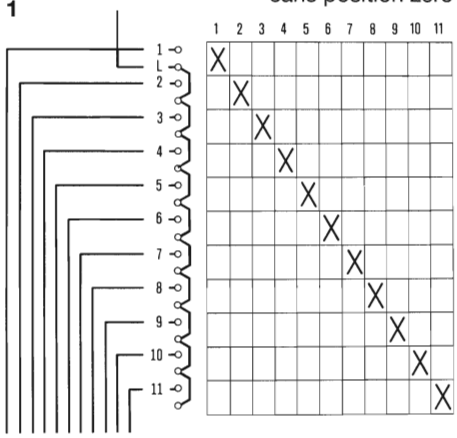

T0-6-15252
T3-6-15252

FS 302

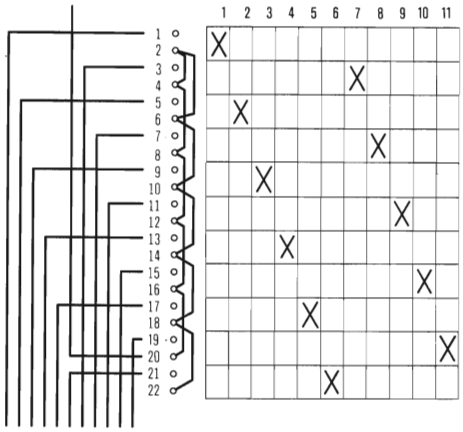

T0-6-8238
T3-6-8238

FS 302

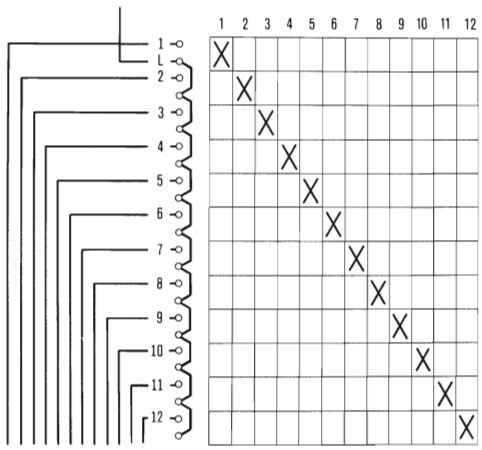

T0-6-15253
T3-6-15253

FS 301

mit Rundschaltung
Complete rotation
Commutation sans butée

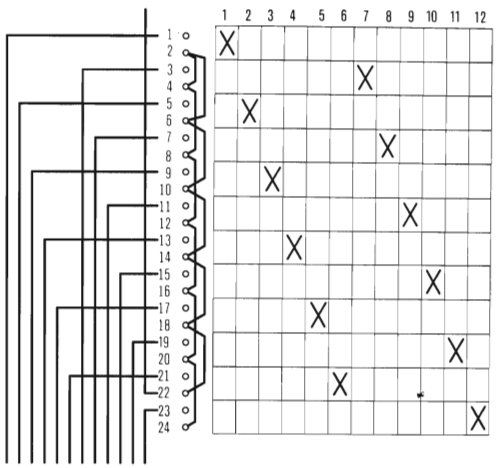

T0-6-8239
T3-6-8239

FS 301

mit Rundschaltung
Complete rotation
Commutation sans butée

Pole
Poles
Pôles

2

mit Nullstellung
with "OFF" position
avec position zéro

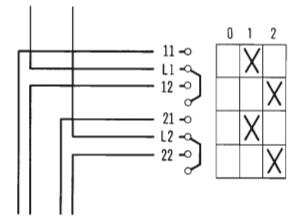

T0-2-15130
T3-2-15130

FS 418

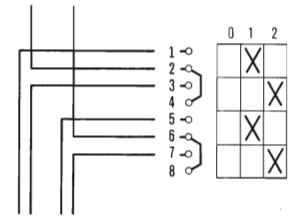

T0-2-8260
T3-2-8260

FS 418

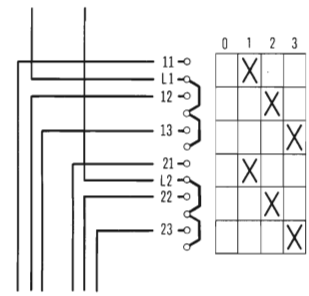

T0-3-15131
T3-3-15131

FS 420

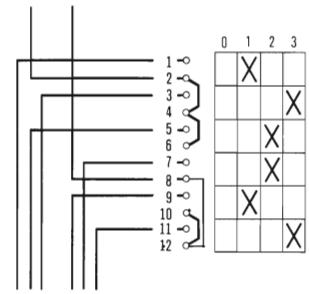

T0-3-8261
T3-3-8261

FS 420

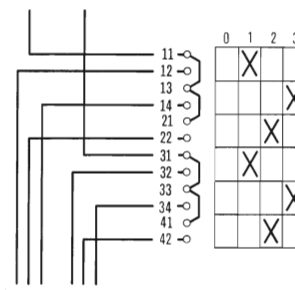

T0-3-15053
T3-3-15053

FS 912

mit Rundschaltung
Complete rotation
Commutation sans butée

Pole
Poles
Pôles

2

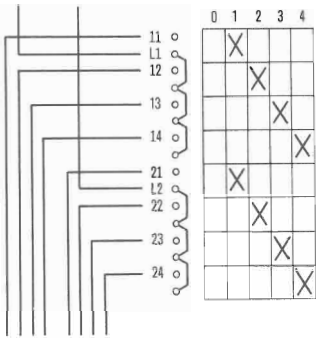

T0-4-15132
T3-4-15132

FS 422

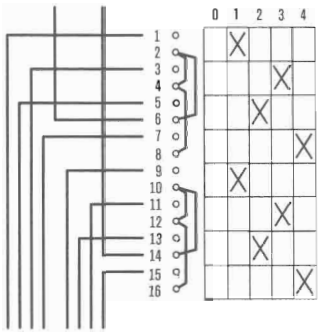

T0-4-8262
T3-4-8262

FS 422

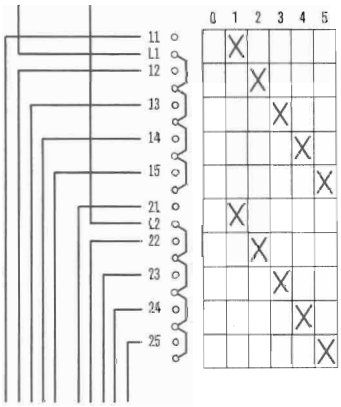

T0-5-15133
T3-5-15133

FS 424

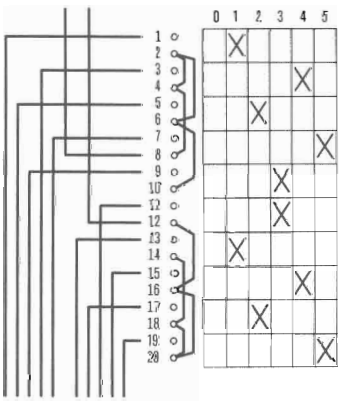

T0-5-8263
T3-5-8263

FS 424

Pole
Poles
Pôles

2

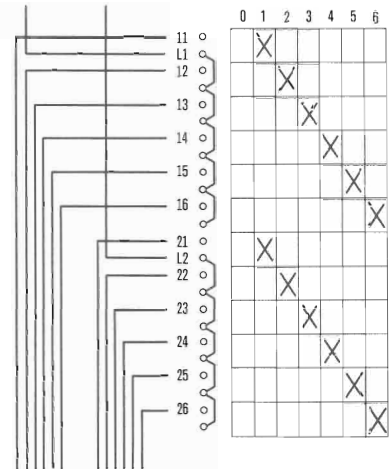

T0-6-15134
T3-6-15134

FS 426

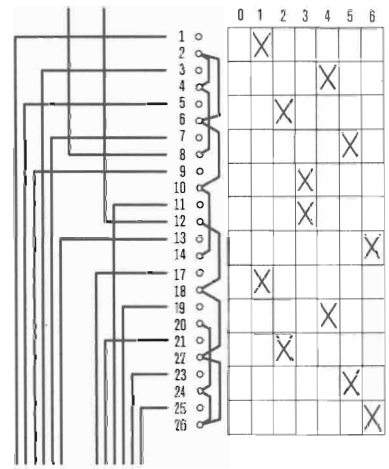

T0-6-8264
T3-6-8264

FS 426

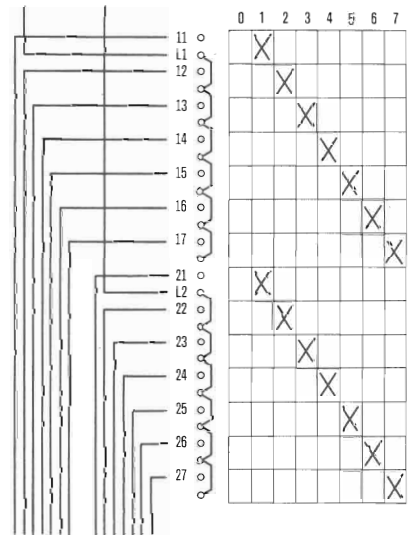

T0-7-15135
T3-7-15135

FS 428

Pole
Poles
Pôles

mit Nullstellung
with "OFF" position
avec position zéro

2

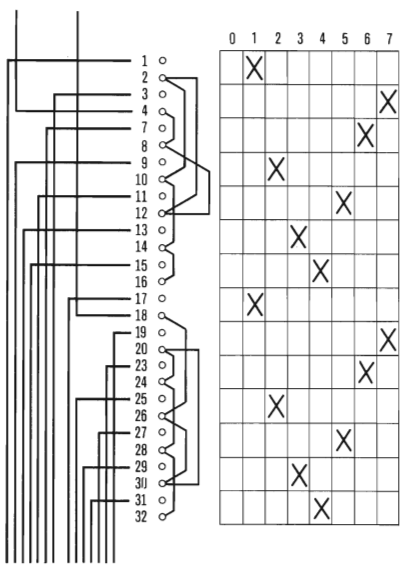

T0-7-8265
T3-7-8265

FS 428

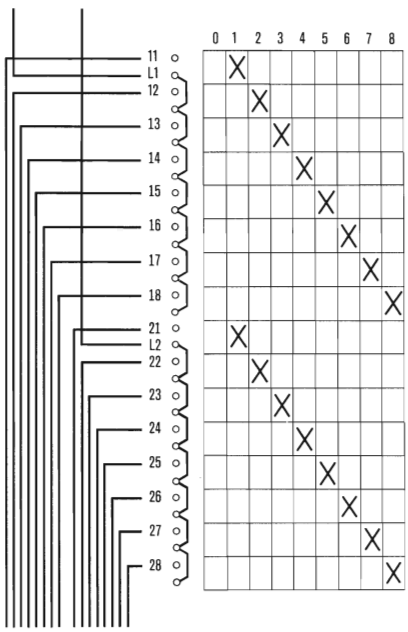

T0-8-15290
T3-8-15290

FS 313

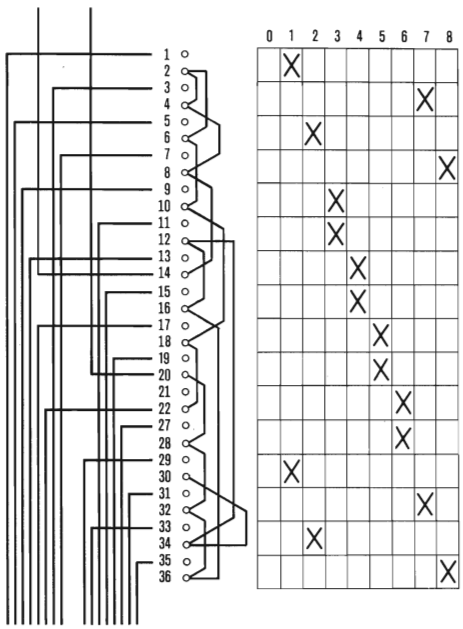

T0-8-8266
T3-8-8266

FS 313

Pole
Poles
Pôles

2

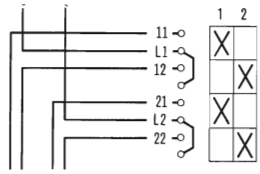

ohne
Nullstellung
without
"OFF" position
sans
position zéro

T0-2-15136
T3-2-15136

FS 402

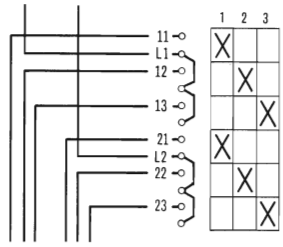

T0-3-15137
T3-3-15137

FS 404

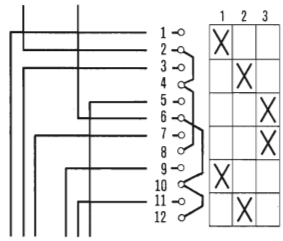

T0-3-8250
T3-3-8250

FS 404

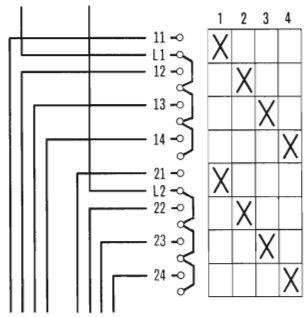

T0-4-15138
T3-4-15138

FS 406

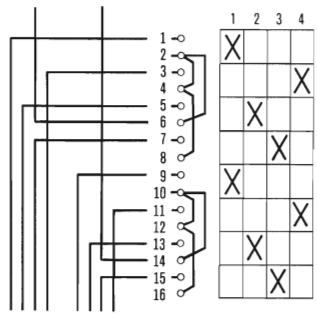

T0-4-8251
T3-4-8251

FS 406

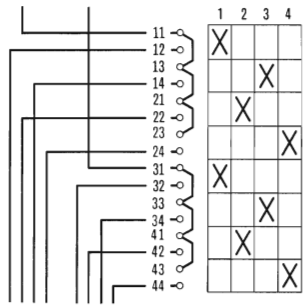

T0-4-15056
T3-4-15056

FS 906

mit Rundschaltung
Complete rotation
Commutation sans butée

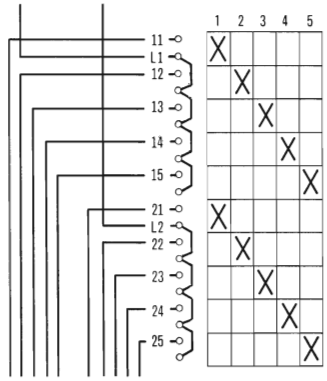

T0-5-15139
T3-5-15139

FS 408

Pole
Poles
Pôles

ohne Nullstellung
without "OFF" position
sans position zéro

2

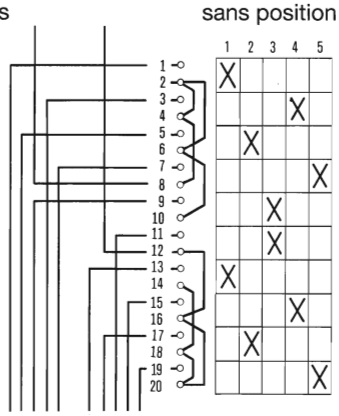

T0-5-8252
T3-5-8252

FS 408

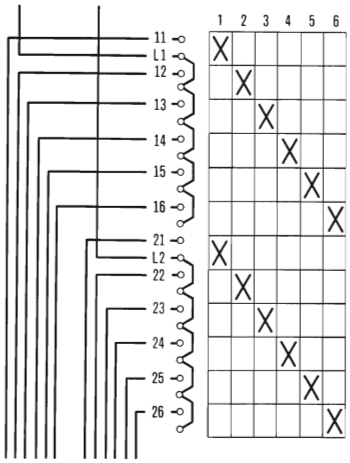

T0-6-15140
T3-6-15140

FS 410

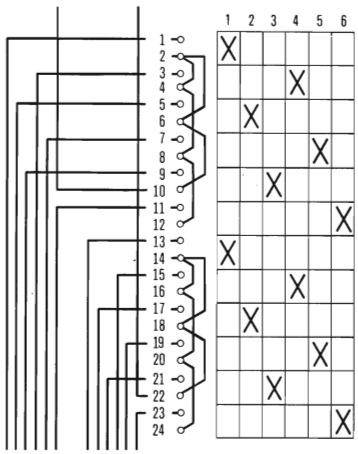

T0-6-8253
T3-6-8253

FS 410

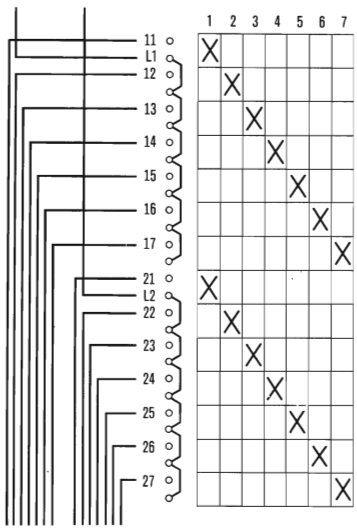

T0-7-15141
T3-7-15141

FS 412

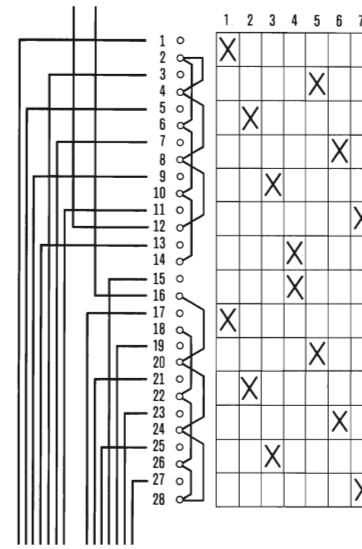

T0-7-8254
T3-7-8254

FS 412

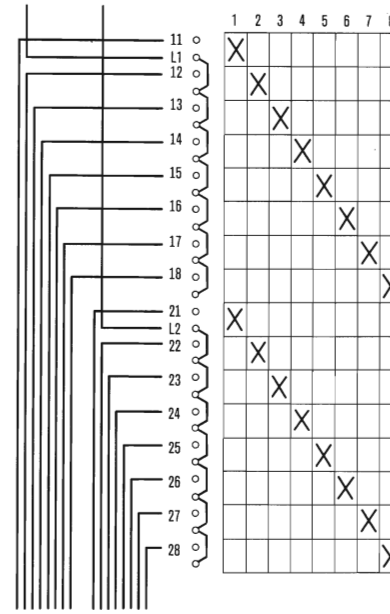

T0-8-15142
T3-8-15142

FS 414

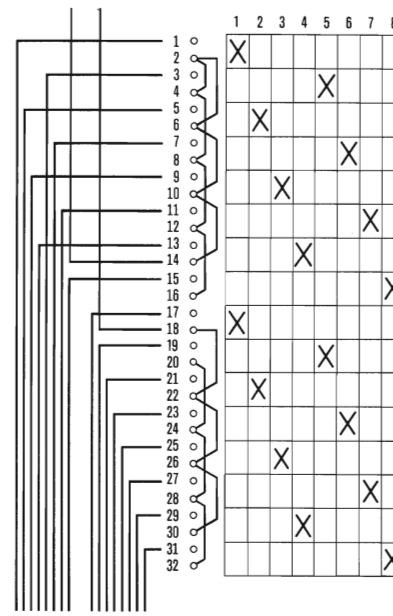

T0-8-8255
T3-8-8255

FS 414

Pole
Poles
Pôles

mit Nullstellung
with "OFF" position
avec position zéro

3

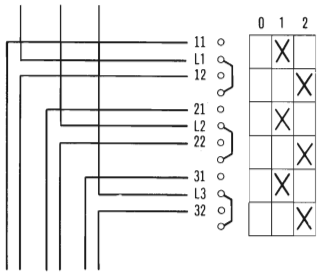

T0-3-15143
T3-3-15143

FS 418

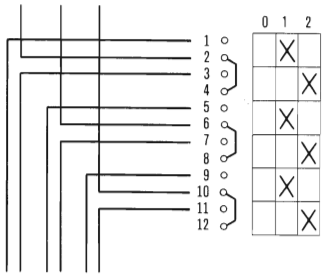

T0-3-8280
T3-3-8280

FS 418

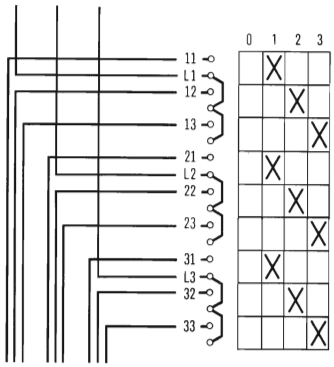

T0-5-15144
T3-5-15144

FS 420

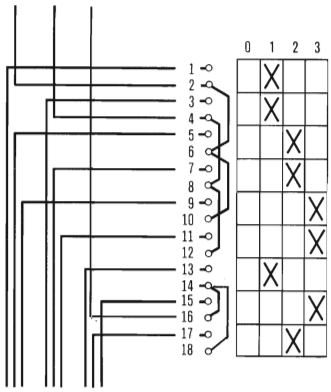

T0-5-8281
T3-5-8281

FS 420

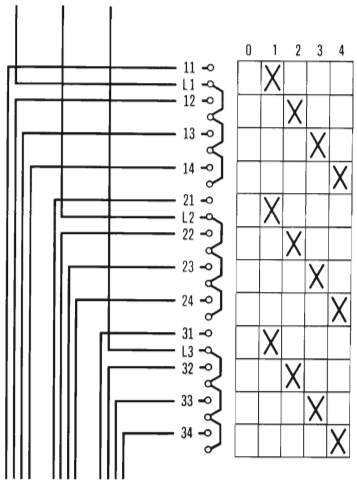

T0-6-15145
T3-6-15145

FS 422

Pole
Poles
Pôles

mit Nullstellung
with "OFF" position
avec position zéro

3

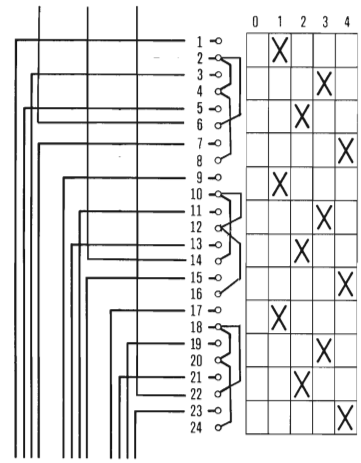

T0-6-8282
T3-6-8282

FS 422

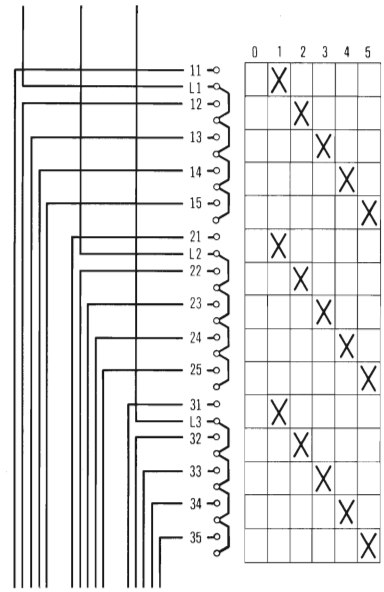

T0-8-15146
T3-8-15146

FS 424

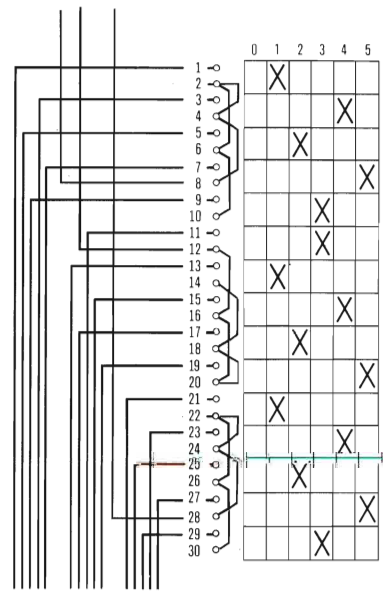

T0-8-8283
T3-8-8283

FS 424

Pole
Poles
Pôles

ohne Nullstellung
without "OFF" position
sans position zéro

3

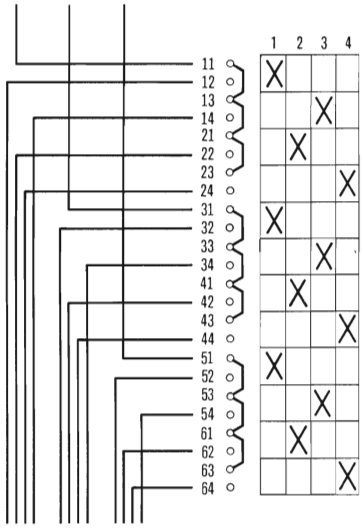

T0-6-15057
T3-6-15057

FS 906

Rundschaltung
Complete rotation
Commutation sans butée

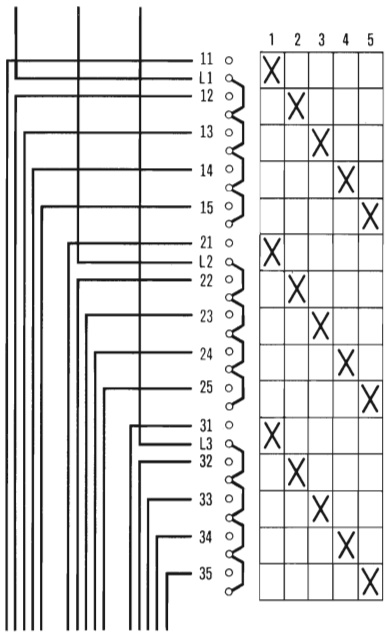

T0-8-15152
T3-8-15152

FS 408

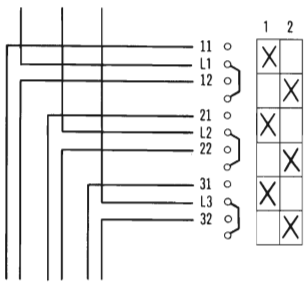

T0-3-15149
T3-3-15149

FS 402

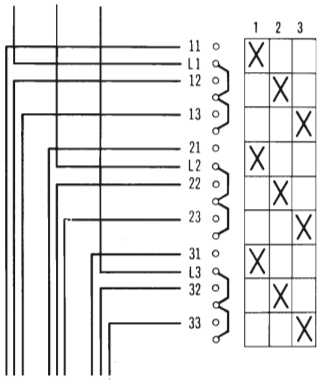

T0-5-15150
T3-5-15150

FS 404

Pole
Poles
Pôles

ohne Nullstellung
without "OFF" position
sans position zéro

3

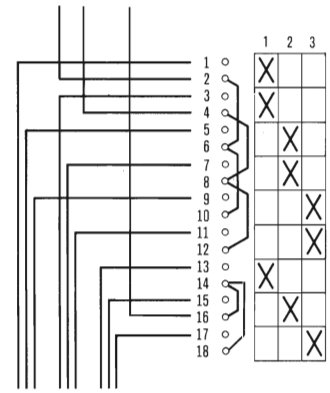

T0-5-15270
T3-5-15270

FS 603

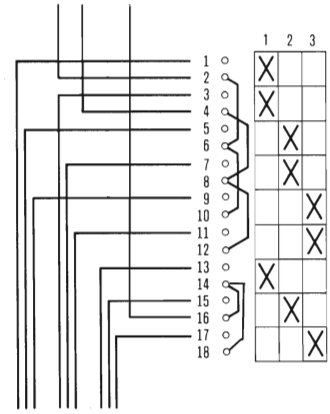

T0-5-8270
T3-5-8270

FS 404

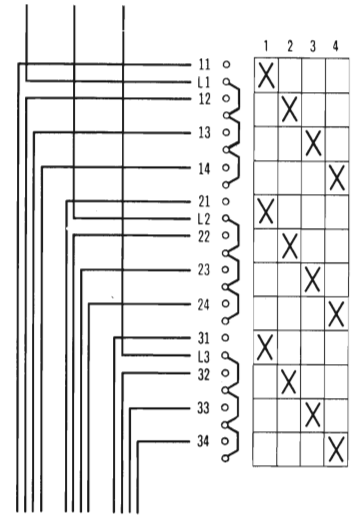

T0-6-15151
T3-6-15151

FS 406

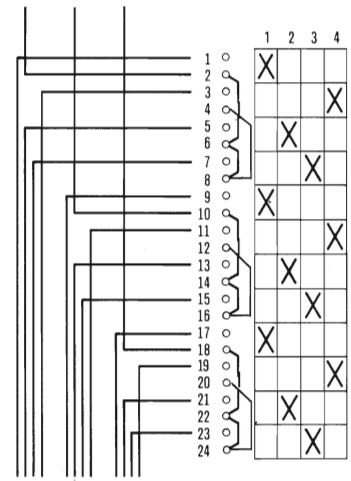

T0-6-8271
T3-6-8271

FS 406

Pole
Poles
Pôles

ohne Nullstellung
without "OFF" position
sans position zéro

3

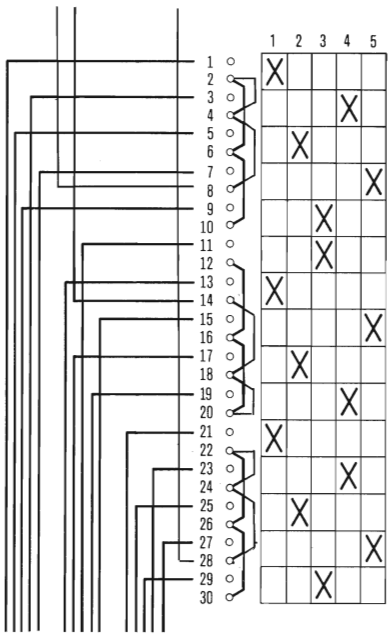

T0-8-8272
T3-8-8272

FS 408

mit Nullstellung
with "OFF" position
avec position zéro

4

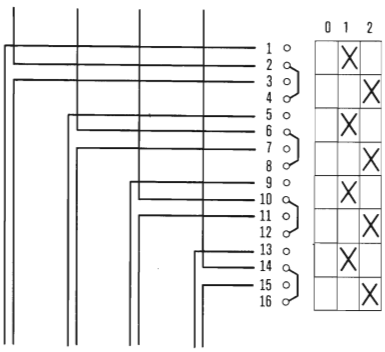

T0-4-8480
T3-4-8480

FS 644

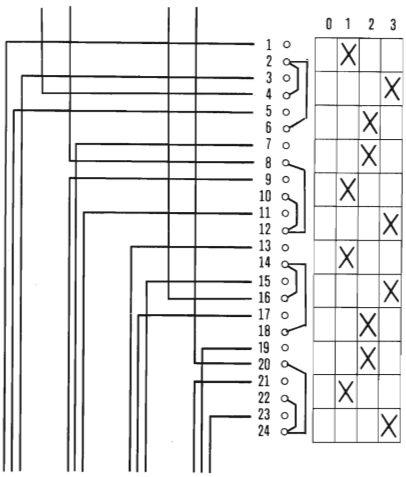

T0-6-8481
T3-6-8481

FS 420

Pole
Poles
Pôles

mit Nullstellung
with "OFF" position
avec position zéro

4

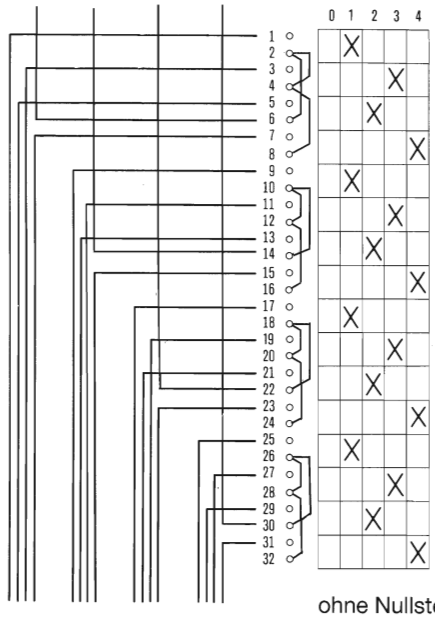

T0-8-8482
T3-8-8482

FS 422

ohne Nullstellung
without "OFF" position
sans position zéro

4

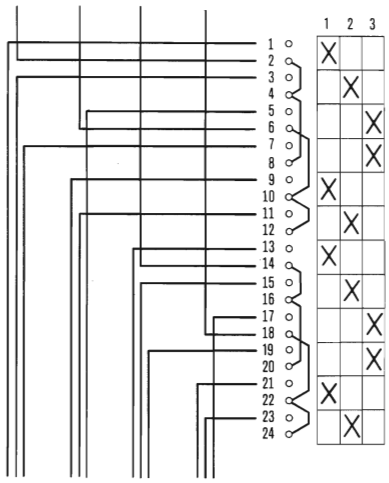

T0-6-8476
T3-6-8476

FS 604

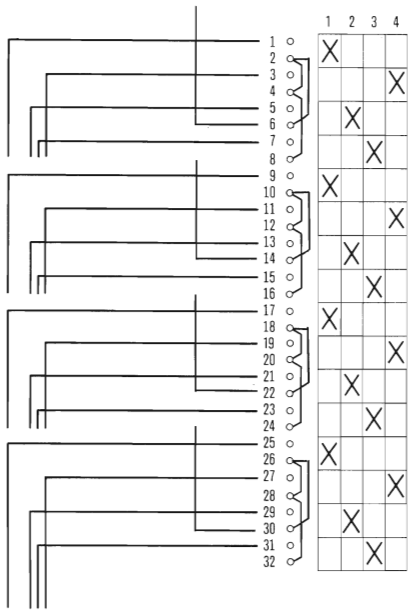

T0-8-8477
T3-8-8477

FS 406

1 Stufe/Stellung geschlossen
One step/position closed
1 cran/position fermée

Pole
Poles
Pôles

mit Nullstellung
with "OFF" position
avec position zéro

4

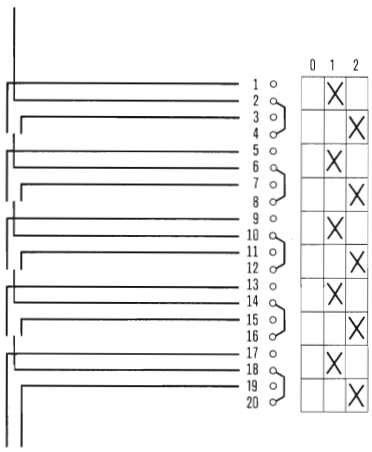

T0-5-8486
T3-5-8486

FS 418

5

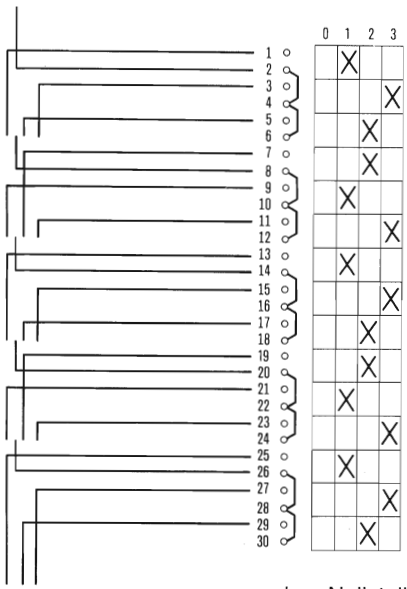

T0-8-8487
T3-8-8487

FS 420

ohne Nullstellung
without "OFF" position
sans position zéro

5

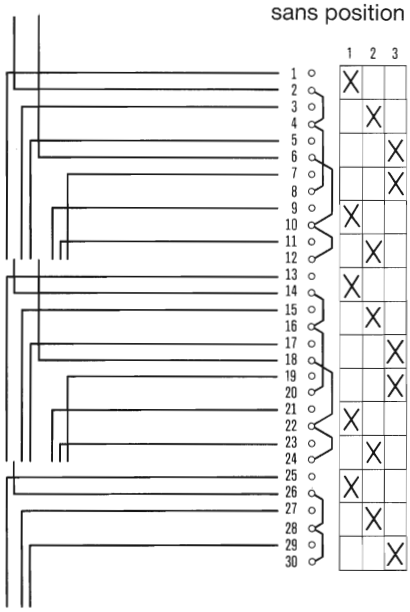

T0-8-8484
T3-8-8484

FS 604

Pole
Poles
Pôles

mit Nullstellung
with "OFF" position
avec position zéro

6

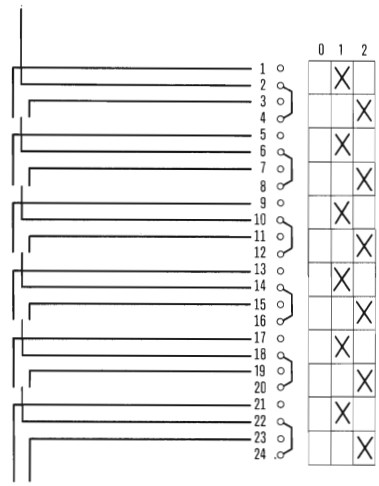

T0-6-8491
T3-6-8491

FS 614

7

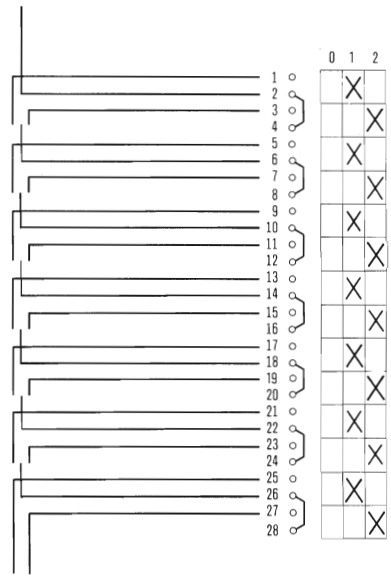

T0-7-8495
T3-7-8495

FS 614

8

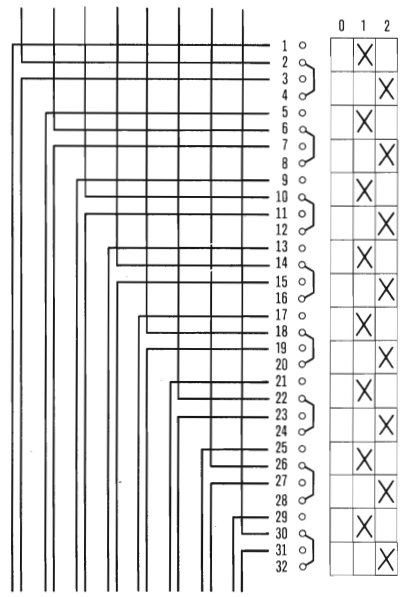

T0-8-8498
T3-8-8498

FS 644

Pole
Poles
Pôles

1

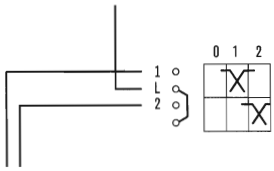

T0-1-15023
T3-1-15023

FS 418

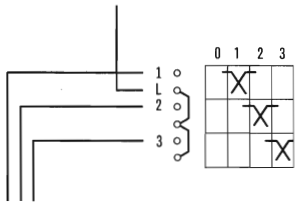

T0-2-15024
T3-2-15024

FS 420

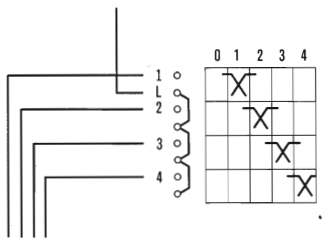

T0-2-15025
T3-2-15025

FS 422

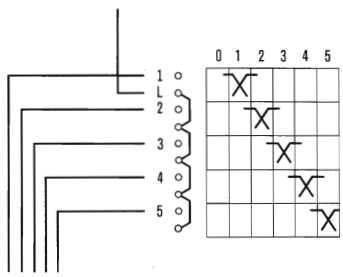

T0-3-15026
T3-3-15026

FS 424

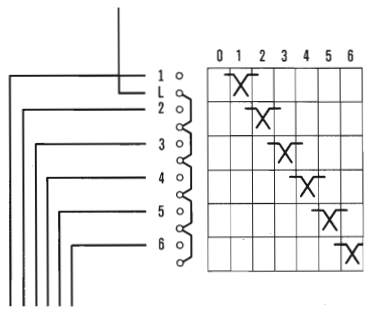

T0-3-15027
T3-3-15027

FS 426

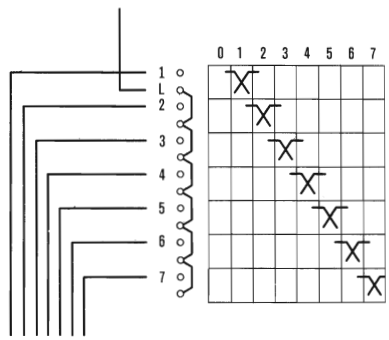

T0-4-15028
T3-4-15028

FS 428

Pole
Poles
Pôles

1

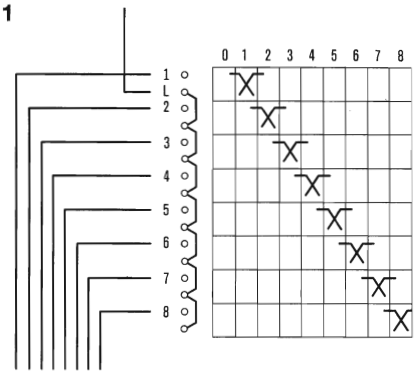

T0-4-15223
T3-4-15223

FS 313

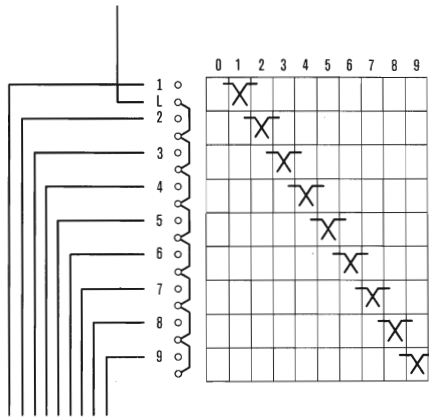

T0-5-15224
T3-5-15224

FS 312

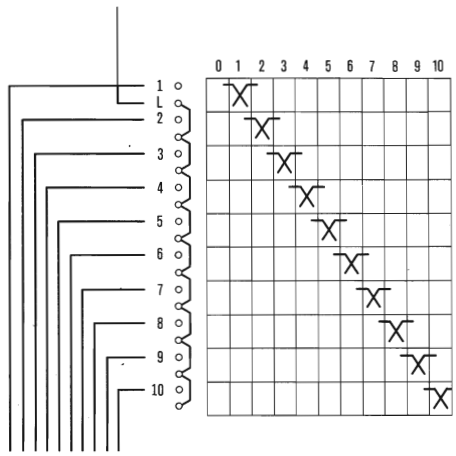

T0-5-15225
T3-5-15225

FS 311

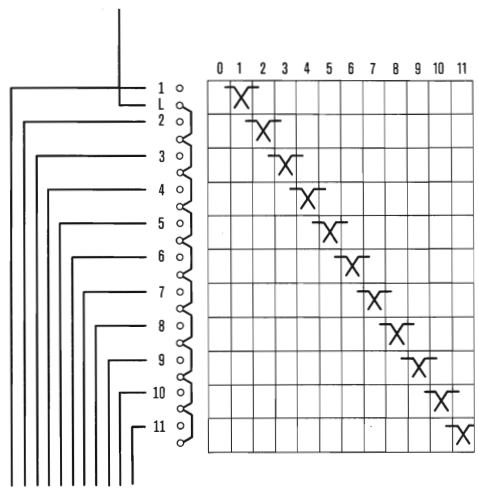

T0-6-15226
T3-6-15226

FS 310

Rundschaltung
Complete rotation
Commutation
sans butée

Pole
Poles
Pôles

mit Nullstellung
with "OFF" position
avec position zéro

2

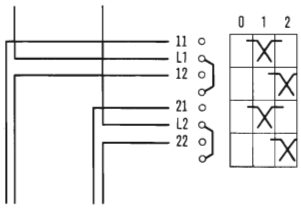

T0-2-15029
T3-2-15029

FS 418

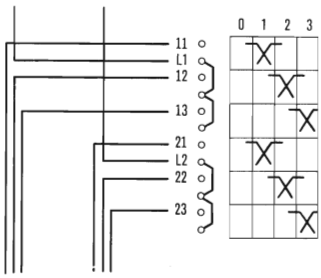

T0-3-15030
T3-3-15030

FS 420

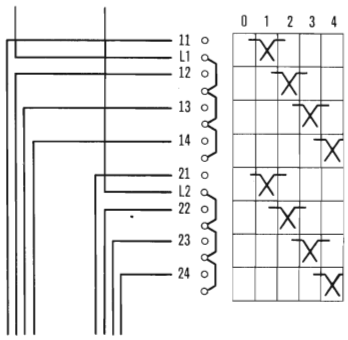

T0-4-15031
T3-4-15031

FS 422

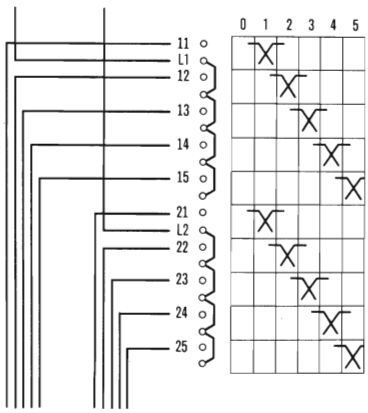

T0-5-15032
T3-5-15032

FS 424

Pole
Poles
Pôles

mit Nullstellung
with "OFF" position
avec position zéro

2

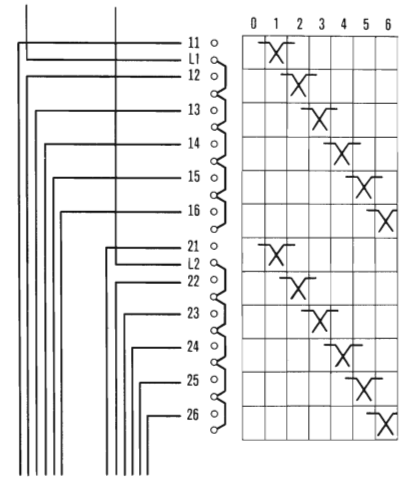

T0-6-15033
T3-6-15033

FS 426

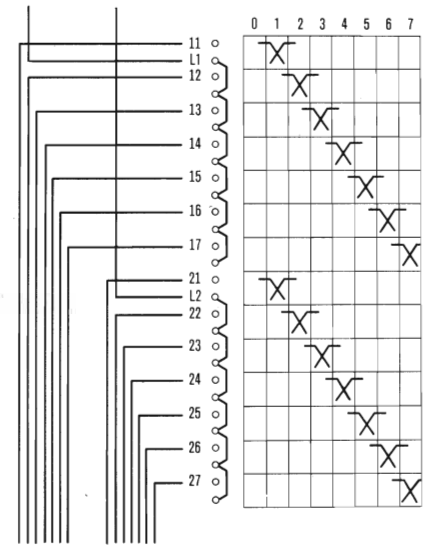

T0-7-15034
T3-7-15034

FS 428

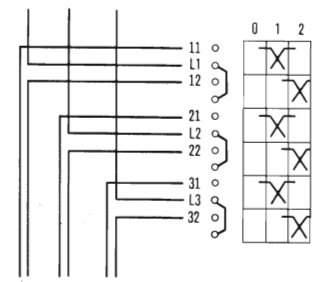

T0-3-15035
T3-3-15035

FS 418

Pole
Poles
Pôles

mit Nullstellung
with "OFF" position
avec position zéro

3

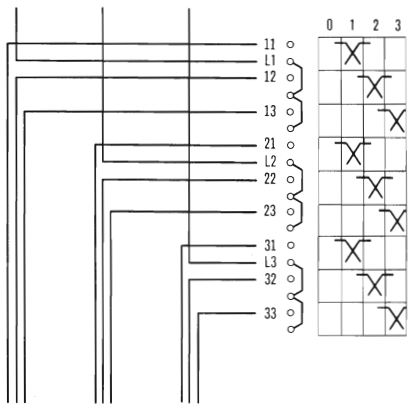

T0-5-15036
T3-5-15036

FS 420

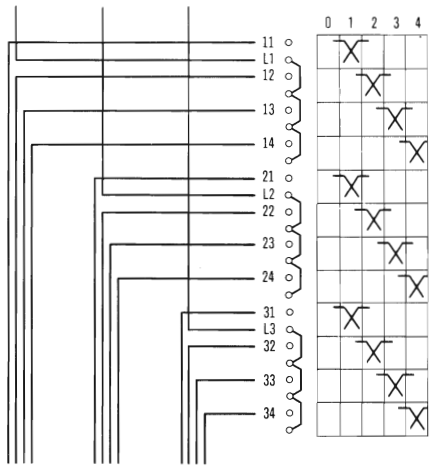

T0-6-15037
T3-6-15037

FS 422

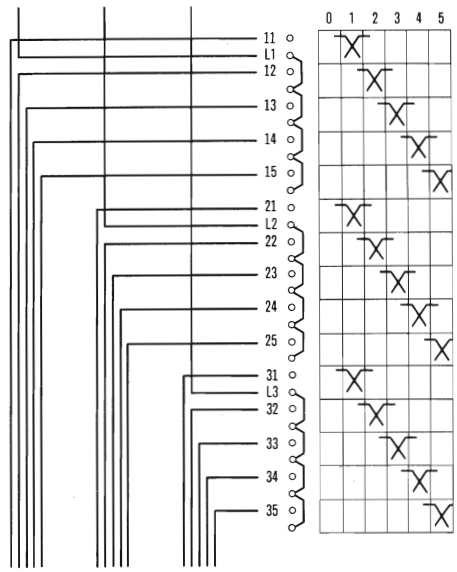

T0-8-15038
T3-8-15038

FS 424

Pole
Poles
Pôles

ohne Nullstellung
without "OFF" position
sans position zéro

3

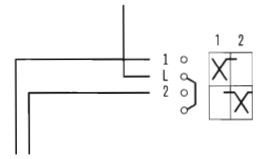

T0-1-15002
T3-1-15002

FS 402

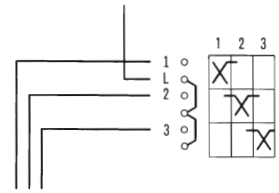

T0-2-15003
T3-2-15003

FS 404

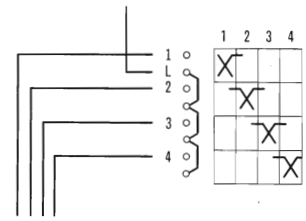

T0-2-15004
T3-2-15004

FS 406

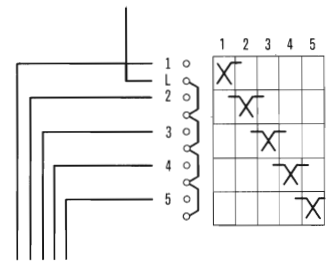

T0-3-15005
T3-3-15005

FS 408

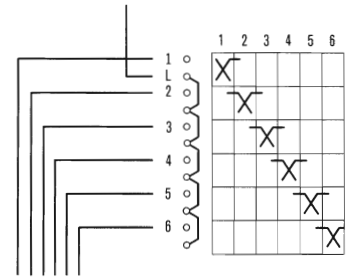

T0-3-15006
T3-3-15006

FS 410

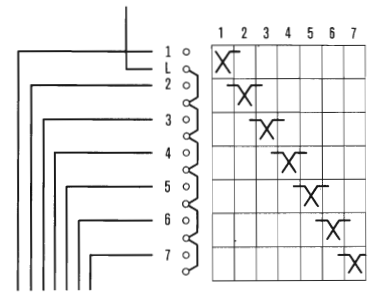

T0-4-15007
T3-4-15007

FS 412

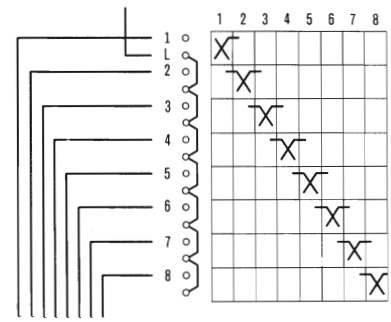

T0-4-15008
T3-4-15008

FS 414

Pole
Poles
Pôles

ohne Nullstellung
without "OFF" position
sans position zéro

1

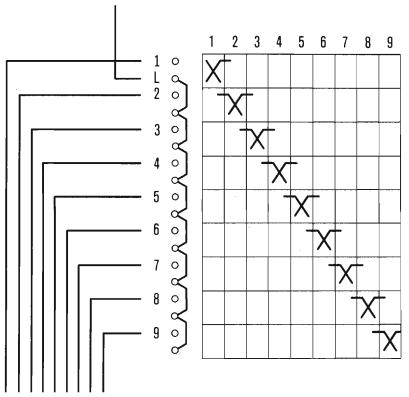

T0-5-15227
T3-5-15227

FS 304

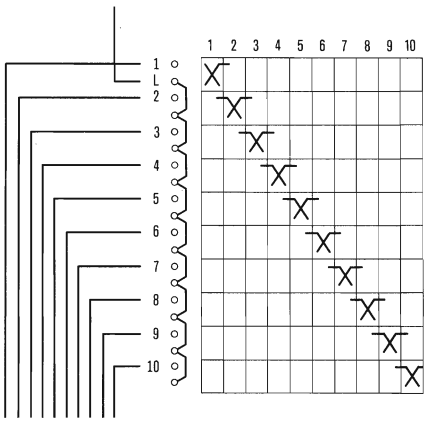

T0-5-15228
T3-5-15228

FS 303

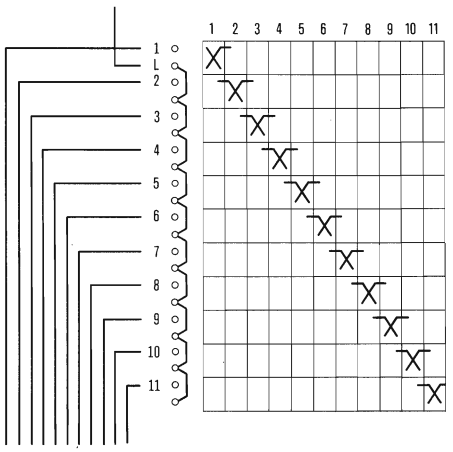

T0-6-15229
T3-6-15229

FS 302

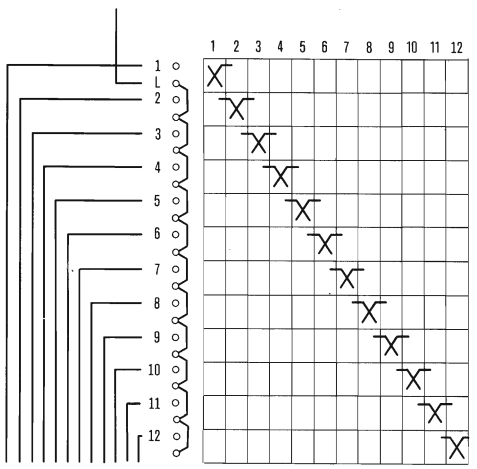

T0-6-15230
T3-6-15230

FS 301

Rundschaltung
Complete rotation
Commutation
sans butée

Pole
Poles
Pôles

ohne Nullstellung
without "OFF" position
sans position zéro

2

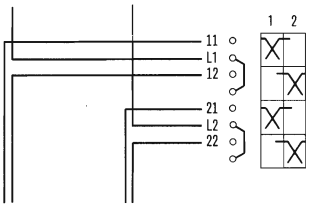

T0-2-15009
T3-2-15009

FS 402

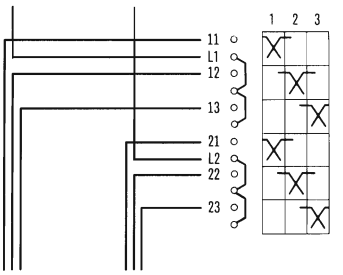

T0-3-15010
T3-3-15010

FS 404

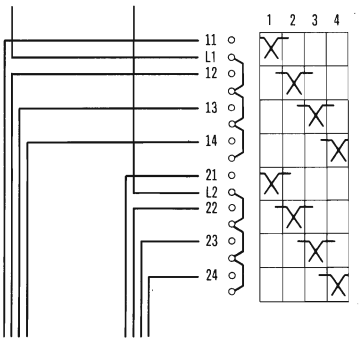

T0-4-15011
T3-4-15011

FS 406

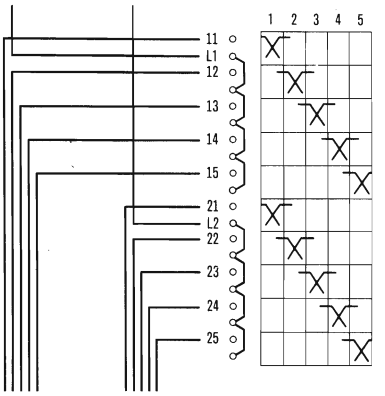

T0-5-15012
T3-5-15012

FS 408

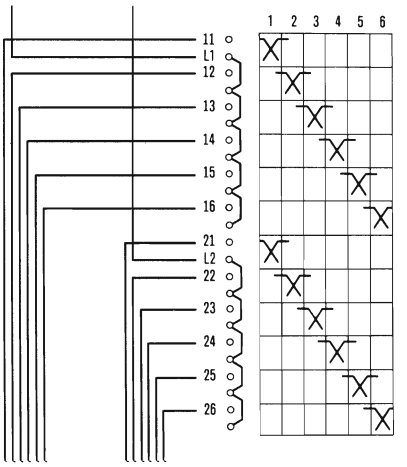

T0-6-15013
T3-6-15013

FS 410

Pole
Poles
Pôles

ohne Nullstellung
without "OFF" position
sans position zéro

2

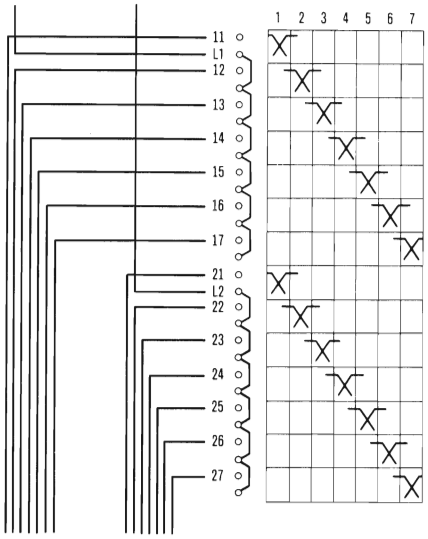

T0-7-15014
T3-7-15014

FS 412

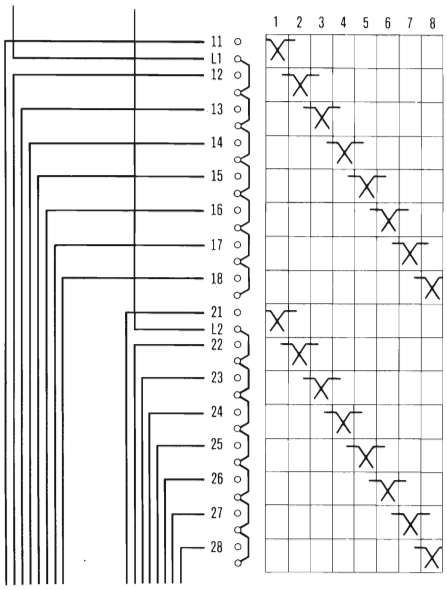

T0-8-15015
T3-8-15015

FS 414

3

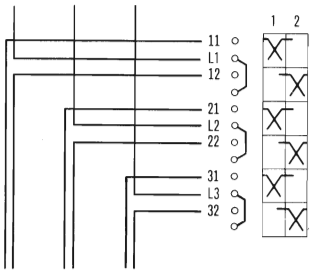

T0-3-15016
T3-3-15016

FS 42

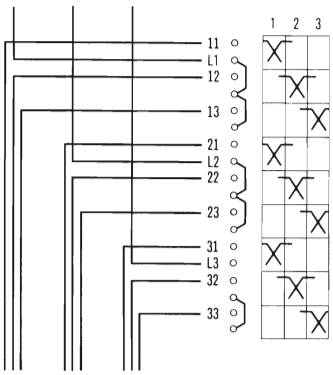

T0-5-15017
T3-5-15017

FS 404

Pole
Poles
Pôles

ohne Nullstellung
without "OFF" position
sans position zéro

3

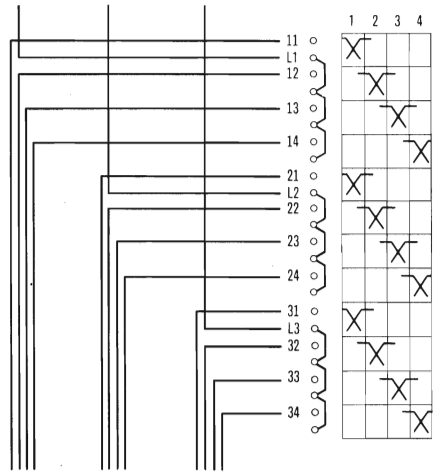

T0-6-15018
T3-6-15018

FS 406

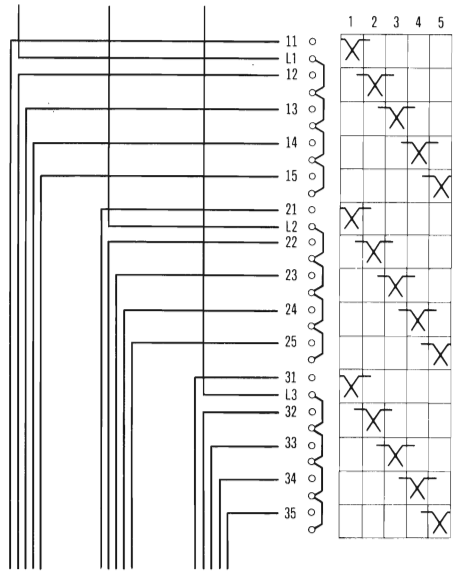

T0-8-15019
T3-8-15019

FS 406

Pole
Poles
Pôles

1

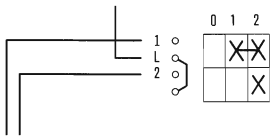

T0-1-170
T3-1-170

FS 418

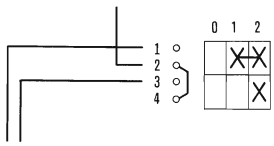

T0-1-8310
T3-1-8310

FS 418

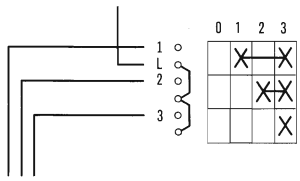

T0-2-171
T3-2-171

FS 420

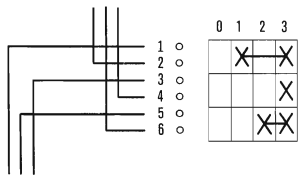

T0-2-8311
T3-2-8311

FS 420

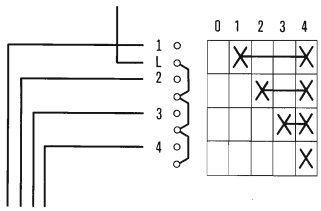

T0-2-172
T3-2-172

FS 422

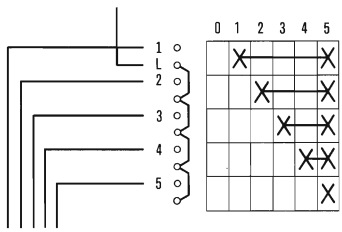

T0-3-173
T3-3-173

FS 424

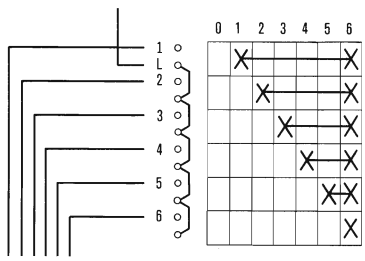

T0-3-174
T3-3-174

FS 426

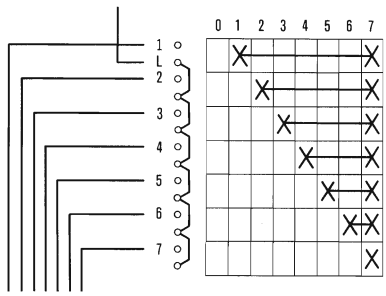

T0-4-175
T3-4-175

FS 428

Pole
Poles
Pôles

1

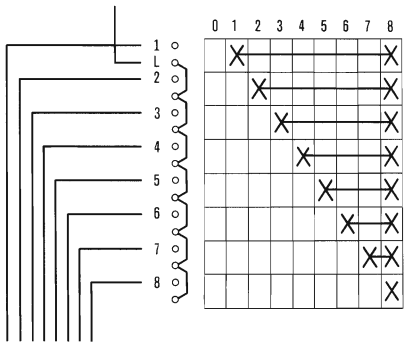

T0-4-15215
T3-4-15215

FS 313

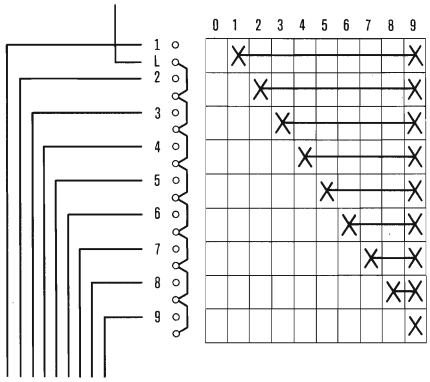

T0-5-15216
T3-5-15216

FS 312

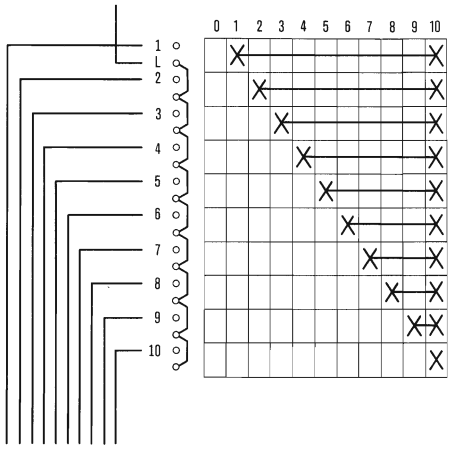

T0-5-15217
T3-5-15217

FS 311

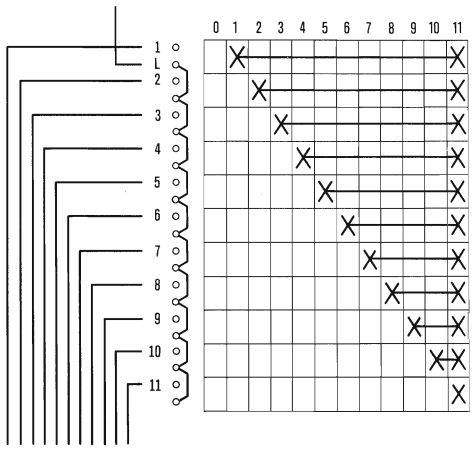

T0-6-15218
T3-6-15218

FS 310

mit Rundschaltung
Complete rotation
Commutation sans butée

Pole
Poles
Pôles

1

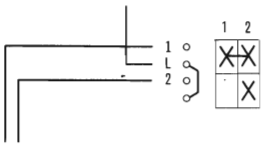

T0-1-176
T3-1-176

FS 402

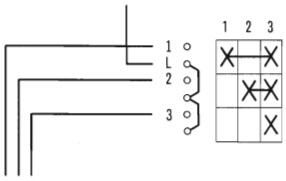

T0-2-177
T3-2-177

FS 404

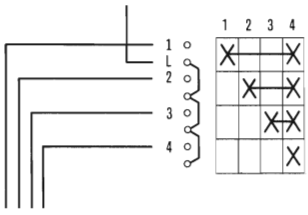

T0-2-178
T3-2-178

FS 406

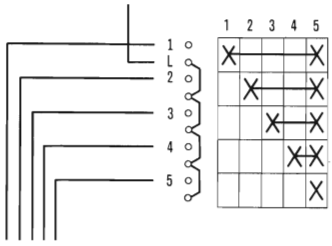

T0-3-179
T3-3-179

FS 408

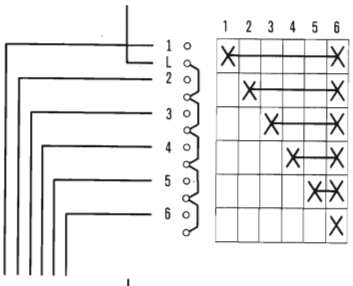

T0-3-180
T3-3-180

FS 410

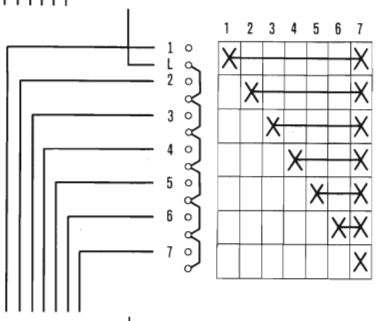

T0-4-181
T3-4-181

FS 412

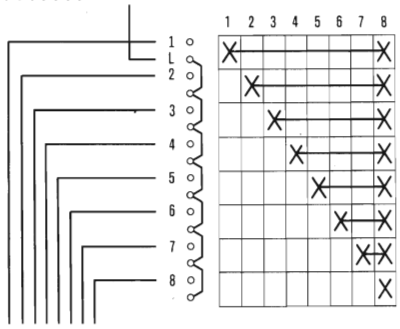

T0-4-182
T3-4-182

FS 414

Pole
Poles
Pôles

1

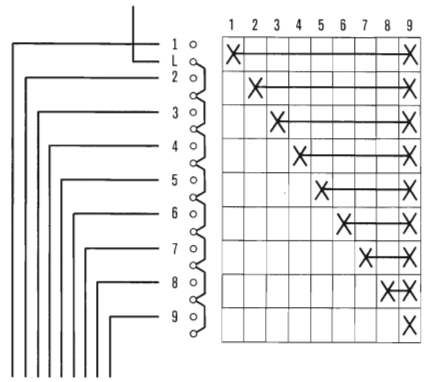

T0-5-15219
T3-5-15219

FS 304

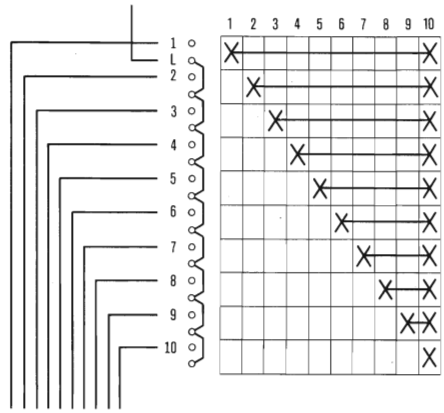

T0-5-15220
T3-5-15220

FS 303

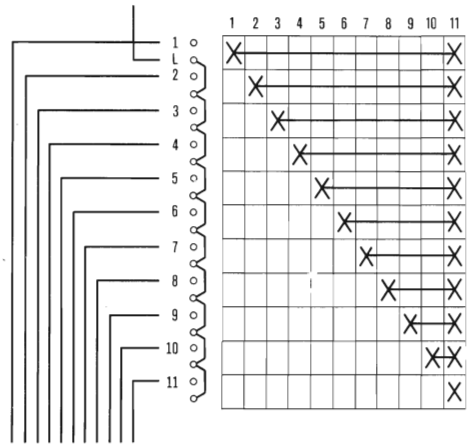

T0-6-15221
T3-6-15221

FS 302

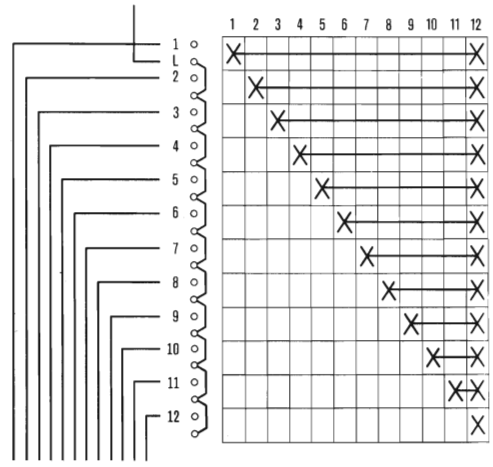

T0-6-15222
T3-6-15222

FS 301

mit Rundschaltung
Complete rotation
Commutation sans butée

Pole
Poles
Pôles

3

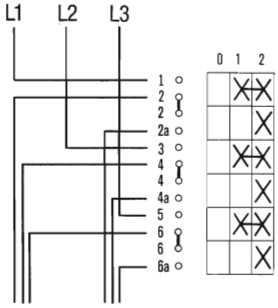

T0-3-15069
T3-3-15069

FS 644

3

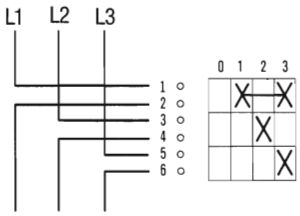

T0-2-8871
T3-2-8871

FS 419

3

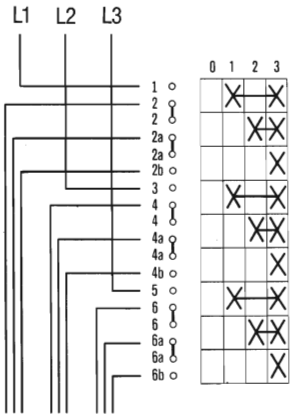

T0-5-15070
T3-5-15070

FS 420

Pole
Poles
Pôles

1

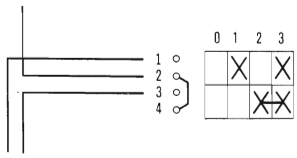

T0-1-8330
T3-1-8330

FS 420

1

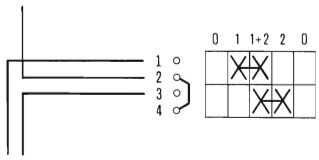

T0-1-15113
T3-1-15113

FS 193840

Rundschaltung in beide Richtungen
Complete rotation in both directions
Rotation totale dans les deux sens

2

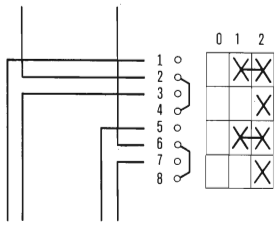

T0-2-8312
T3-2-8312

FS 418

2

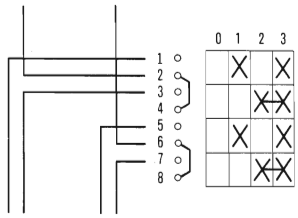

T0-2-8331
T3-2-8331

FS 420

2

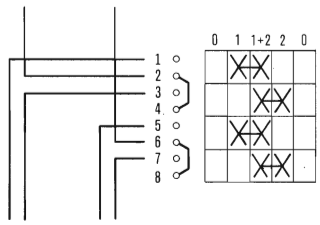

T0-2-15114
T3-2-15114

FS 193840

Rundschaltung in beide Richtungen
Complete rotation in both directions
Rotation totale dans les deux sens

3

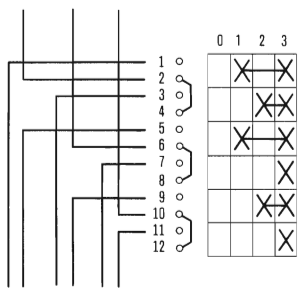

T0-3-8313
T3-3-8313

FS 420

Pole
Poles
Pôles

3

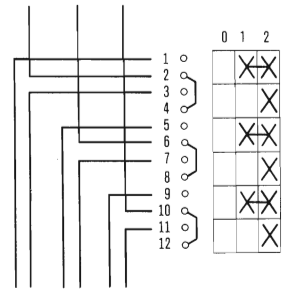

T0-3-8314
T3-3-8314

FS 418

3

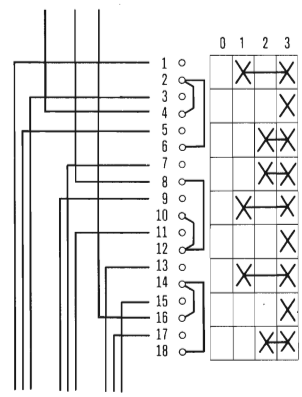

T0-5-8315
T3-5-8315

FS 420

3

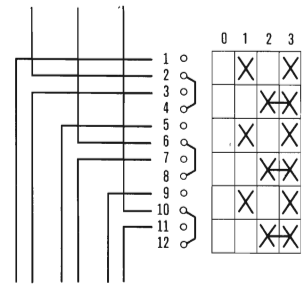

T0-3-8332
T3-3-8332

FS 420

3

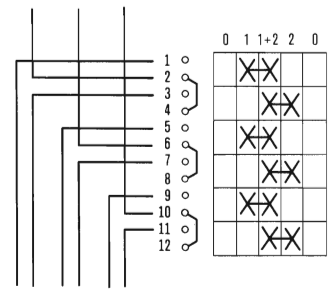

T0-3-15115
T3-3-15115

FS 193840

Rundschaltung in beide Richtungen
Complete rotation in both directions
Rotation totale dans les deux sens

3

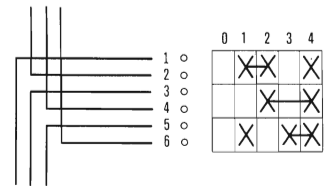

T0-3-8340
T3-2-8340

FS 422

Pole
Poles
Pôles

1

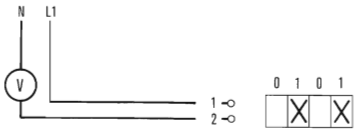

T0-1-8001
T3-1-8001

FS 925

2

Rundschaltung
Complete rotation
Commutation sans butée

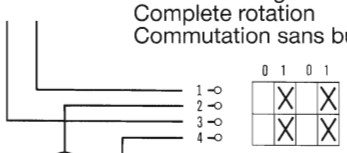

T0-1-8002
T3-1-8002

FS 925

Rundschaltung
Complete rotation
Commutation sans butée

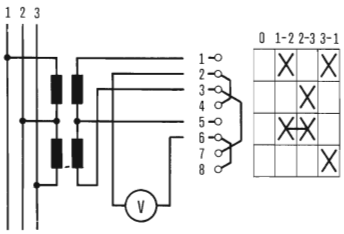

T0-2-8011
T3-2-8011

FS 4842

3

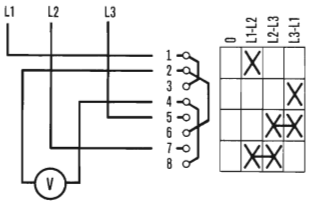

T0-2-15920
T3-2-15920

FS 1410755

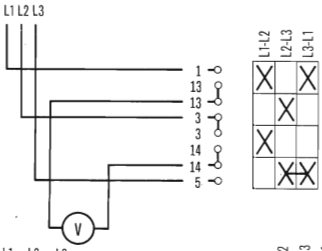

T0-2-14
T3-2-14

FS 1410755

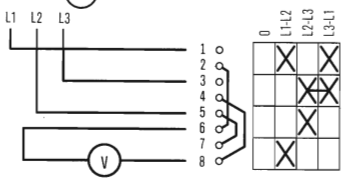

T0-2-15176
T3-2-15176

FS 194322

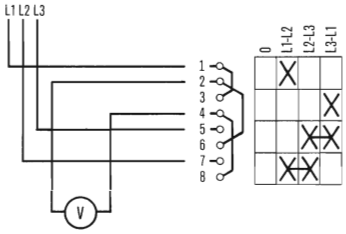

T0-2-8004
T3-2-8004

FS 1410760

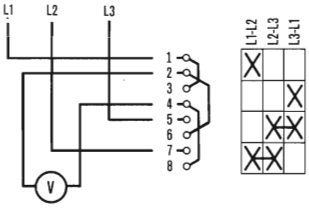

T0-2-15922
T3-2-15922

FS 164854

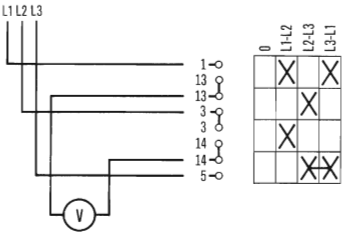

T0-2-15918
T3-2-15918

FS 164854

Pole
Poles
Pôles

3+N

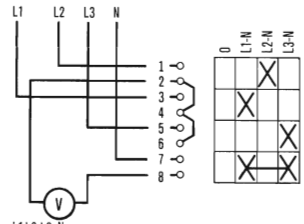

T0-2-15921
T3-2-15921

FS 1410757

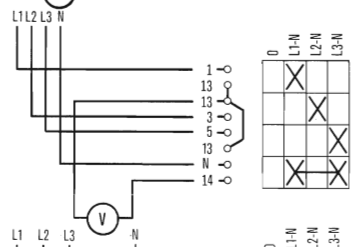

T0-2-16
T3-2-16

FS 1410757

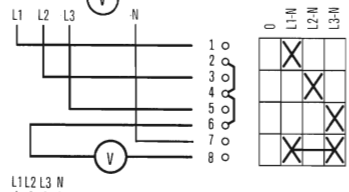

T0-2-15177
T3-2-15177

FS 194324

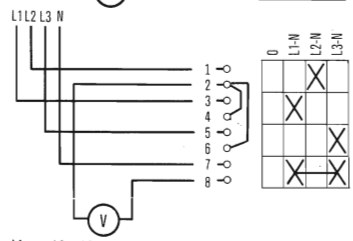

T0-2-8005
T3-2-8005

FS 1410761

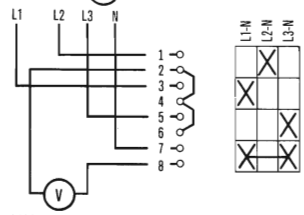

T0-2-15923
T3-2-15923

FS 164855

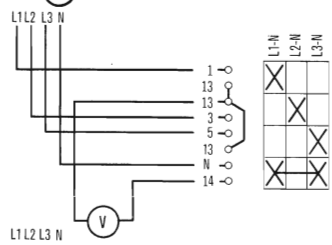

T0-2-15919
T3-2-15919

FS 164855

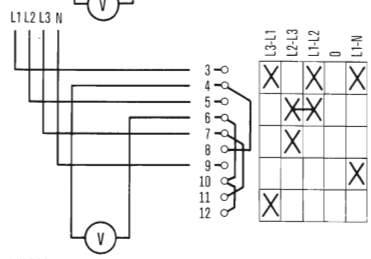

T0-3-8010
T3-3-8010

FS 1410764

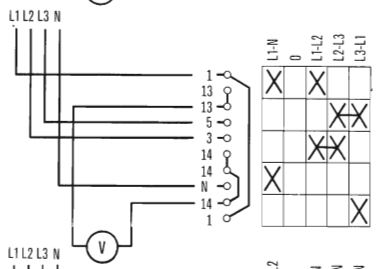

T0-3-15
T3-3-15

FS 1410756

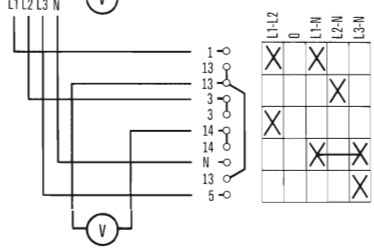

T0-3-17
T3-3-17

FS 1410758

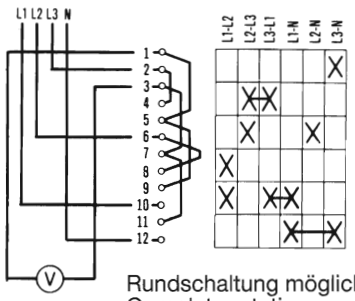

T0-3-15924
T3-3-15924

FS 164721

Rundschaltung möglich
Complete rotation
Rotation totale

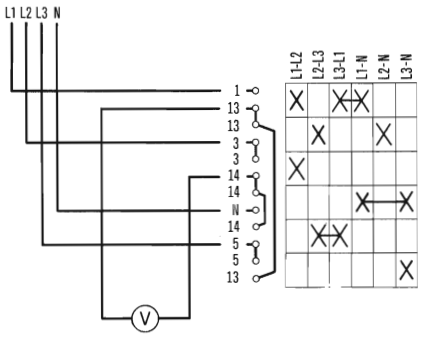

T0-3-15916
T3-3-15916

FS 164721

Rundschaltung in beide Richtungen
Complete rotation in both directions
Rotation totale dans les deux sens

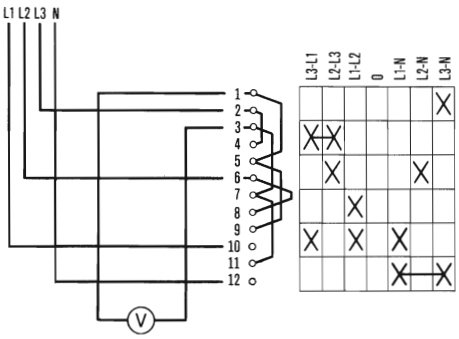

T0-3-8007
T3-3-8007

FS 1410759

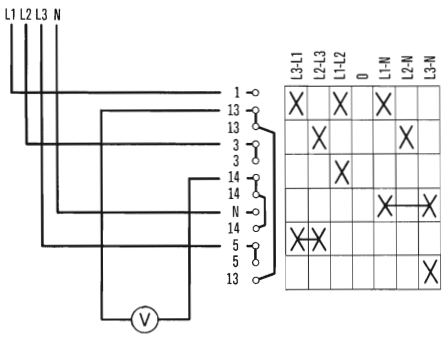

T0-3-19
T3-3-19

FS 1410759

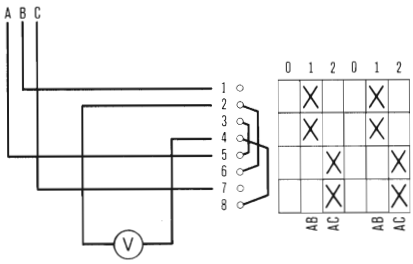

T0-2-8003
T3-2-8003

FS 640

Rundschaltung in beide Richtungen
Complete rotation in both directions
Rotation totale dans les deux sens

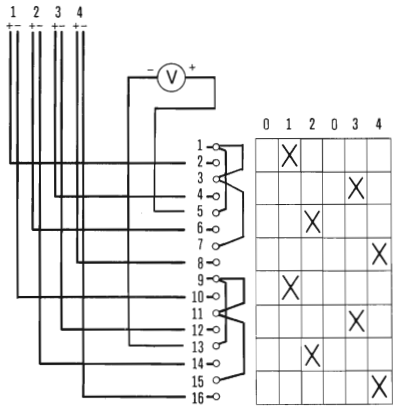

T0-4-8006
T3-4-8006

FS 653

Rundschaltung in beide Richtungen
Complete rotation in both directions
Rotation totale dans les deux sens

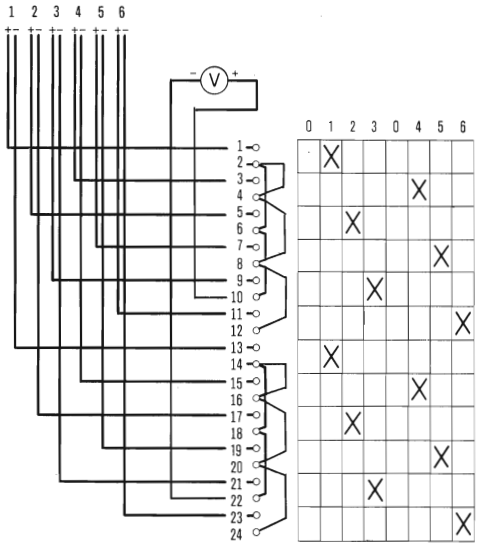

T0-6-8009
T3-6-8009

FS 4701

Rundschaltung in beide Richtungen
Complete rotation in both directions
Rotation totale dans les deux sens

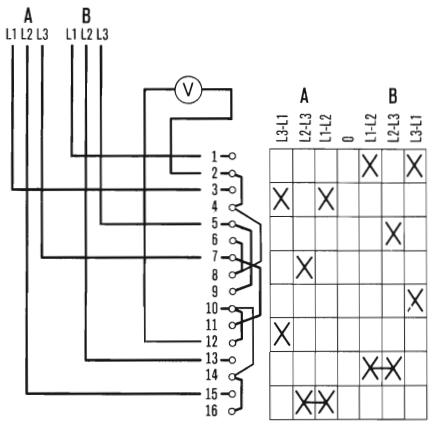

T0-4-8008
T3-4-8008

FS 1410763

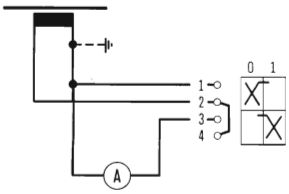

T0-1-8046
T3-1-8046

FS 907

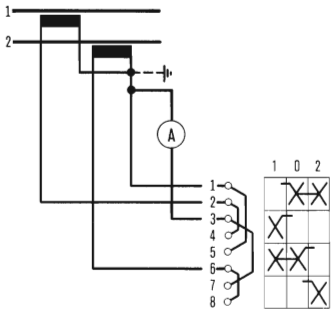

T0-2-8047
T3-2-8047

FS 953

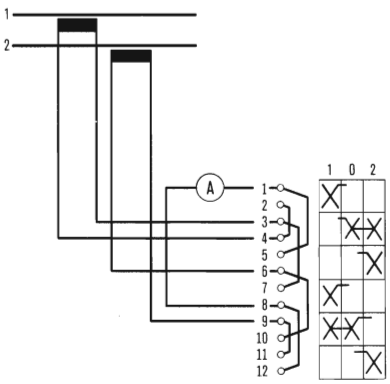

T0-3-8037
T3-3-8037

FS 953

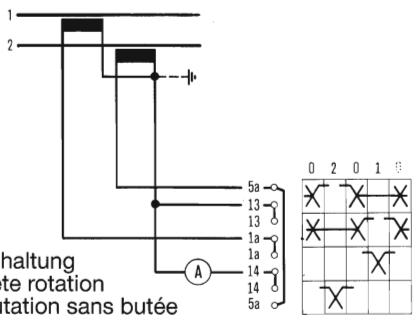

Rundschaltung
Complete rotation
Commutation sans butée

T0-2-15170
T3-2-15170

FS 9441

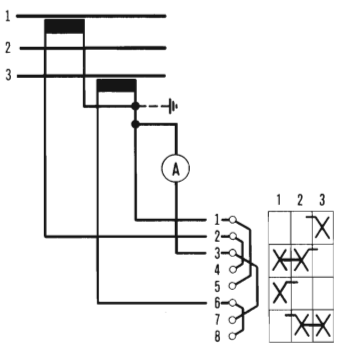

T0-2-8018
T3-2-8018

FS 904

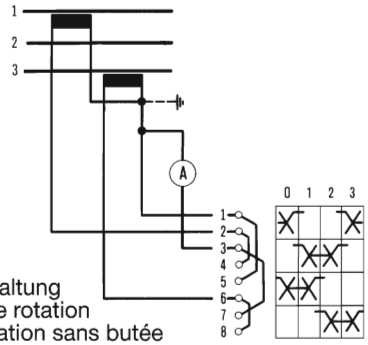

Rundschaltung
Complete rotation
Commutation sans butée

T0-2-8021
T3-2-8021

FS 911

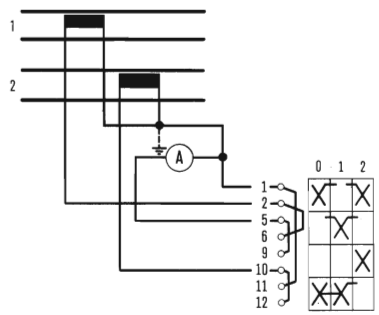

T0-2-8020
T3-2-8020

FS 910

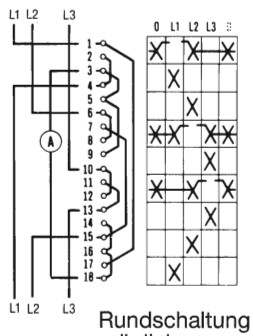

Rundschaltung
möglich

T0-5-15925
T3-5-15925

FS 9440

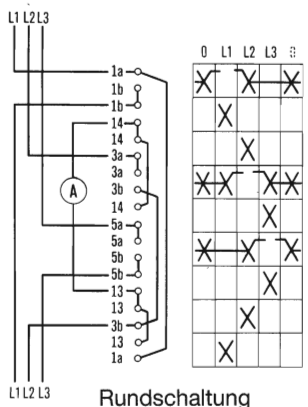

Rundschaltung
Complete rotation
Commutation sans butée

T0-5-183
T3-5-183

FS 9440

Pole
Poles
Pôles

3

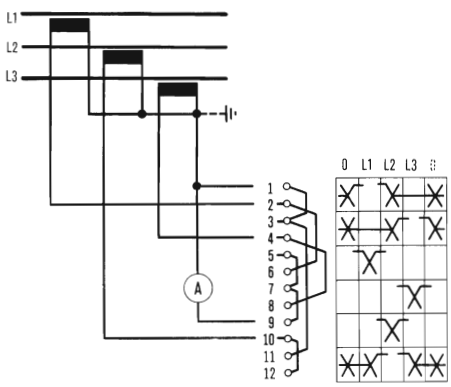

T0-3-8048
T3-3-8048

FS 9440

Rundschaltung möglich
Complete rotation possible
Commutation sans butée possible

3

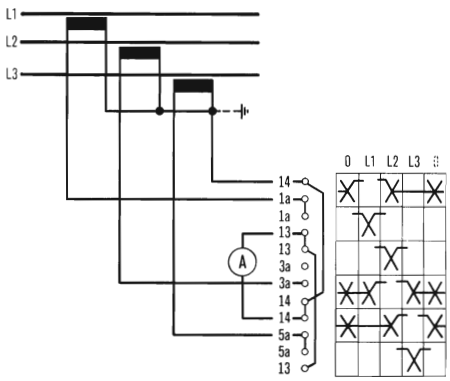

T0-3-136
T3-3-136

FS 9440

Rundschaltung
Complete rotation
Commutation sans butée

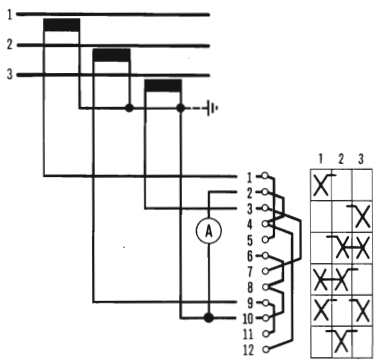

T0-3-8017
T3-3-8017

FS 904

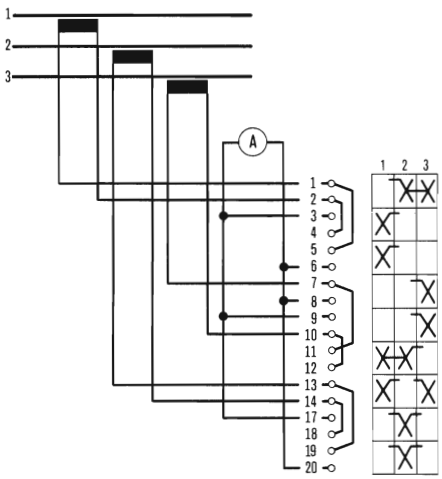

T0-5-8019
T3-5-8019

FS 904

Pole
Poles
Pôles

3

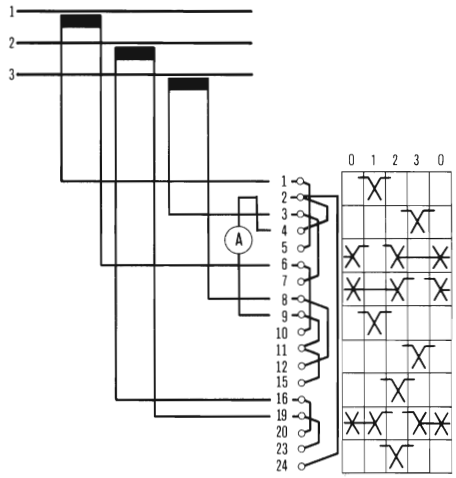

T0-5-8038
T3-5-8038

FS 911

Rundschaltung
Complete rotation
Commutation sans butée

4

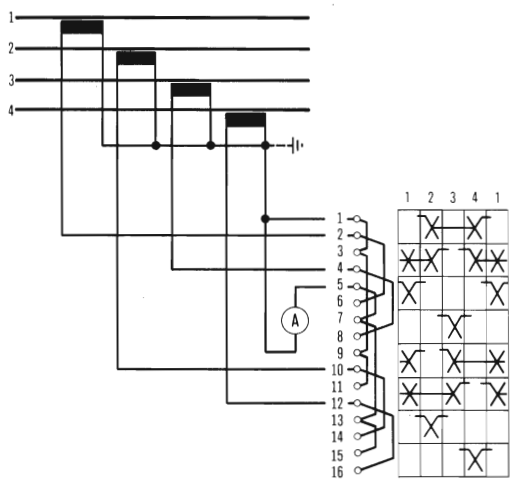

T0-4-8036
T3-4-8036

FS 905

Rundschaltung
Complete rotation
Commutation sans butée

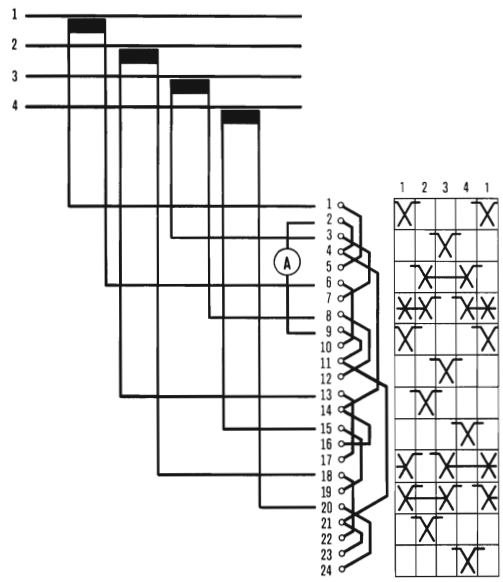

T0-6-8039
T3-6-8039

FS 905

Rundschaltung
Complete rotation
Commutation sans butée

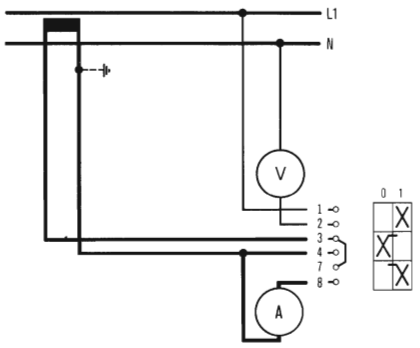

T0-2-8032
T3-2-8032

FS 945

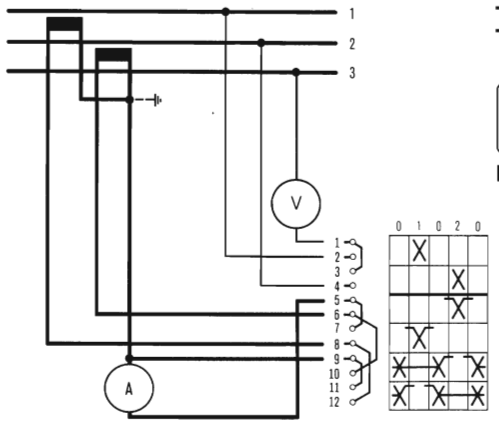

T0-3-8030
T3-3-8030

FS 928

Stellung Position Position	Spannung Voltage Tension	Strom Current Courant
1	1-3	1
2	2-3	2

Rundschaltung möglich
Complete rotation possible
Commutation sans butée possible

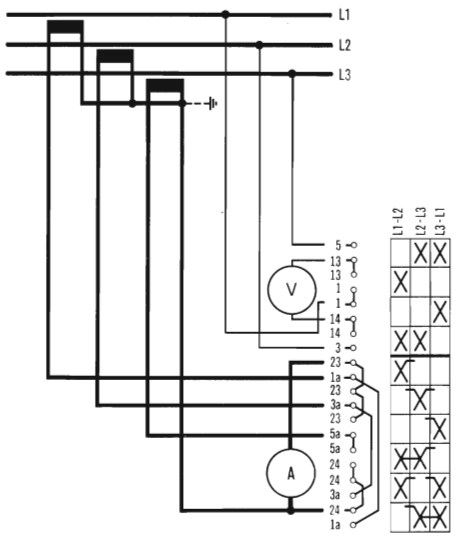

T0-5-15172
T3-5-15172

FS 193085

Stellung Position Position	Spannung Voltage Tension	Strom Current Courant
L1-L2	L1-L2	L1
L2-L3	L2-L3	L2
L3-L1	L3-L1	L3

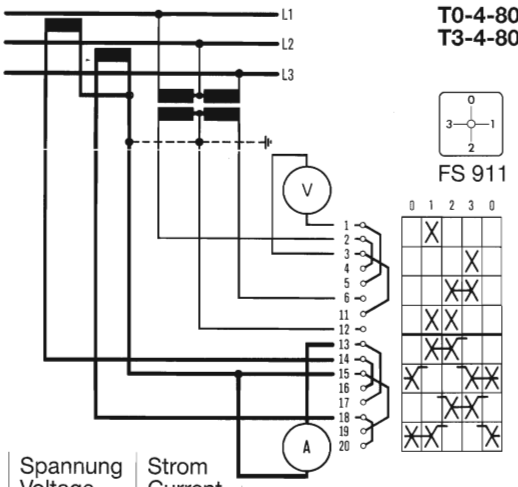

T0-4-8031
T3-4-8031

FS 911

Stellung Position Position	Spannung Voltage Tension	Strom Current Courant
1	L1-L2	L1
2	L2-L3	L1+L2
3	L3-L1	L2

Rundschaltung
Complete rotation
Commutation sans butée

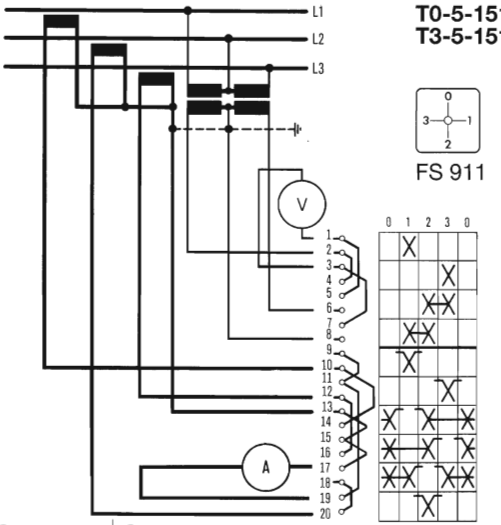

T0-5-15178
T3-5-15178

FS 911

Stellung Position Position	Spannung Voltage Tension	Strom Current Courant
1	L1-L2	L1
2	L2-L3	L2
3	L3-L1	L3

Rundschaltung möglich
Complete rotation possible
Commutation sans butée possible

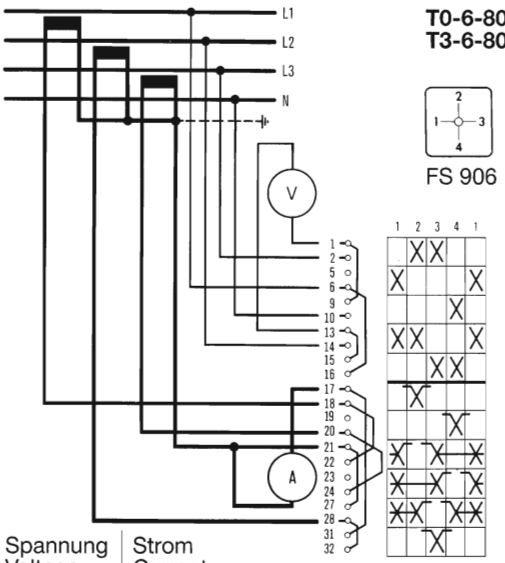

T0-6-8034
T3-6-8034

FS 906

Stellung Position Position	Spannung Voltage Tension	Strom Current Courant
1	L1-L2	–
2	L2-L3	L1
3	L3-L1	L2
4	L1-N	L3

Rundschaltung möglich
Complete rotation possible
Commutation sans butée possible

Spannungs-Strommesser-Schalter
Voltmeter-anmeter selector switches
Commutateurs d'ampèremétre et de voltmètre

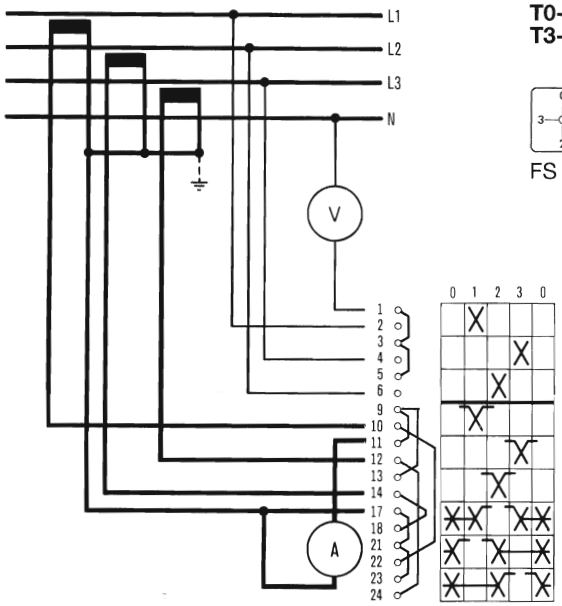

T0-5-8033
T3-5-8033

FS 911

Rundschaltung möglich
Complete rotation possible
Commutation sans butée possible

Stellung Position Position	Spannung Voltage Tension	Strom Current Courant
1	L1-N	L1
2	L2-N	L2
3	L3-N	L3

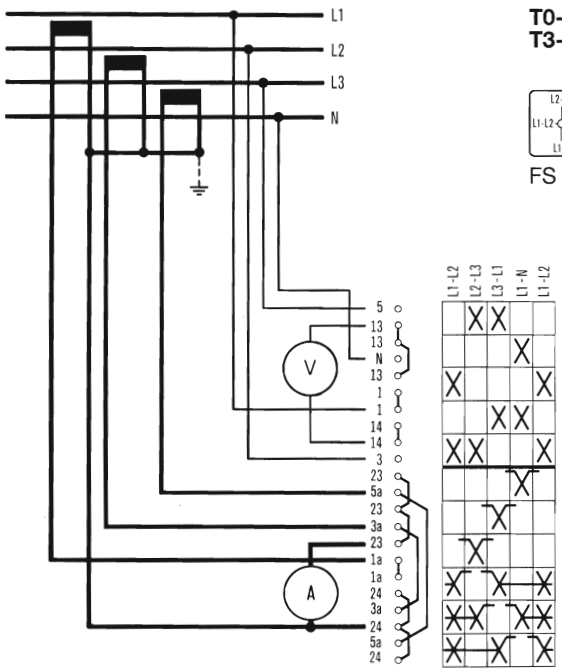

T0-6-15173
T3-6-15173

FS 193086

Rundschaltung möglich
Complete rotation possible
Commutation sans butée possible

Stellung Position Position	Spannung Voltage Tension	Strom Current Courant
L1-L2	L1-L2	–
L2-L3	L2-L3	L1
L3-L1	L3-L1	L2
L1-N	L1-N	L3

Leistungsfaktormesser-Umschalter
Power factor selector switches
Commutateurs de mesure de cos φ

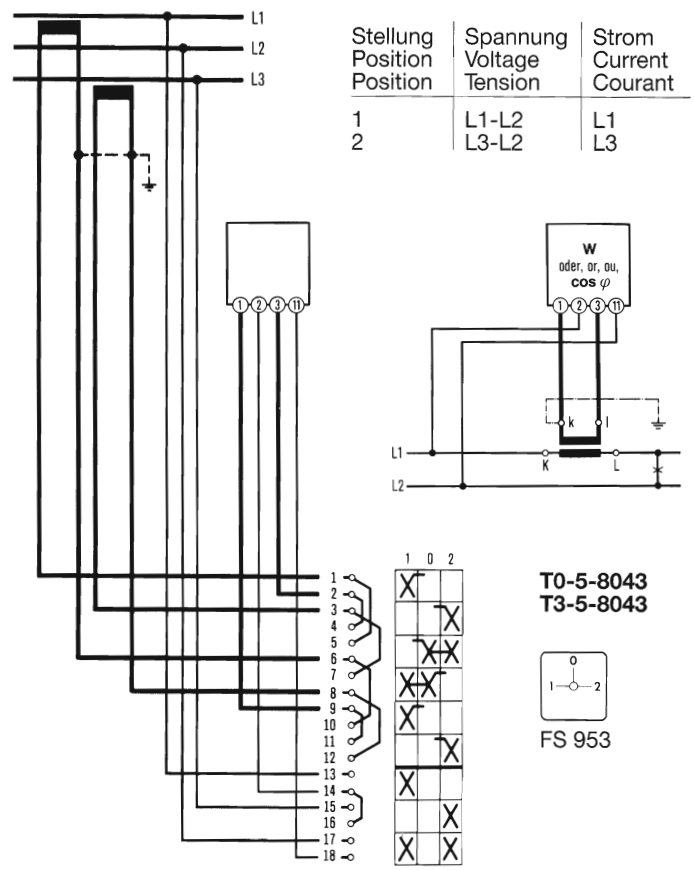

Stellung Position Position	Spannung Voltage Tension	Strom Current Courant
1	L1-L2	L1
2	L3-L2	L3

T0-5-8043
T3-5-8043

FS 953

Leistungsmesser-Umschalter
Wattmeter selector switch
Commutateurs de wattmètre

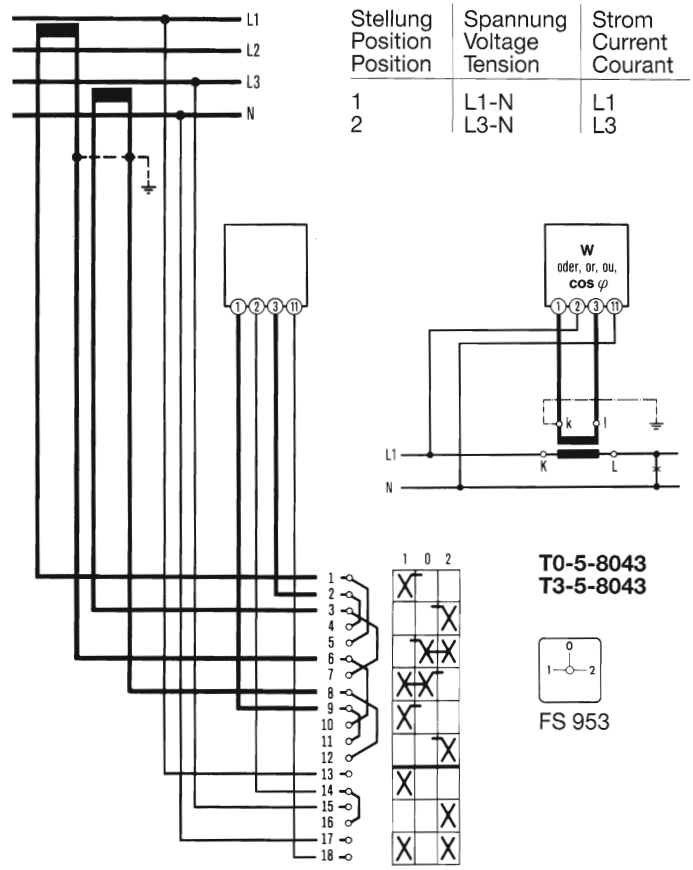

Stellung Position Position	Spannung Voltage Tension	Strom Current Courant
1	L1-N	L1
2	L3-N	L3

T0-5-8043
T3-5-8043

FS 953

Leistungsmesser-Umschalter
Wattmeter selector switch
Commutateurs e wattmètre

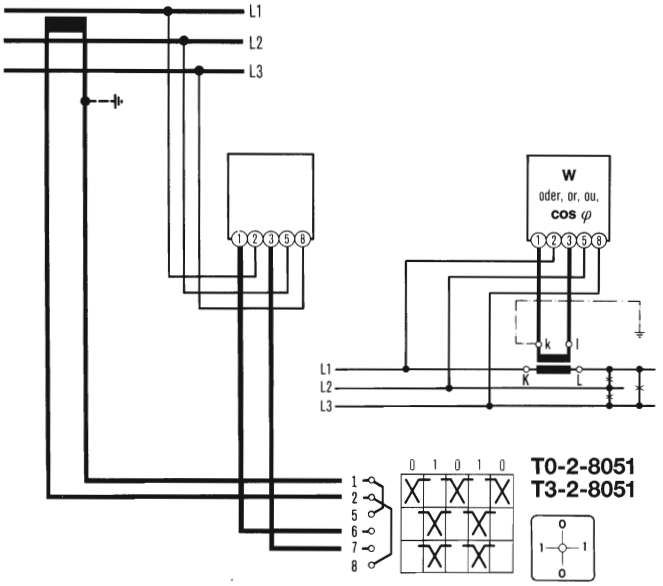

FS 925

Rundschaltung
Complete rotation
Commutation sans butée

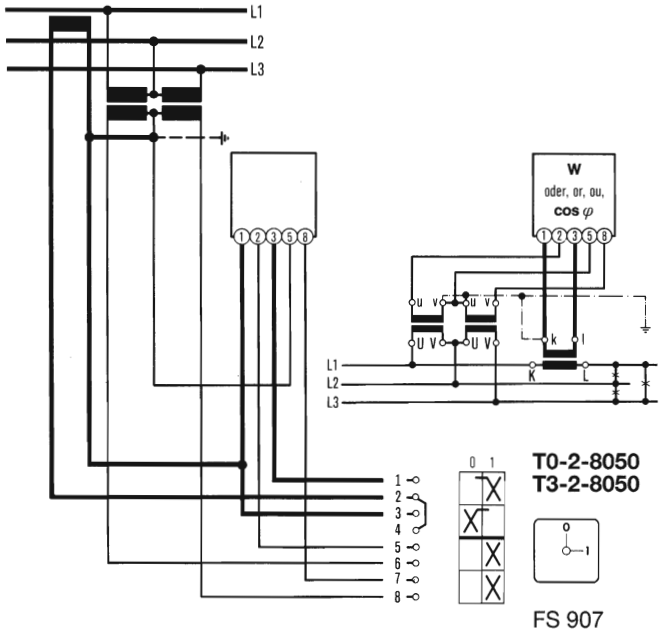

FS 907

Leistungsfaktormesser-Umschalter
Power factor selector switches
Commutateurs de mesure des cos φ

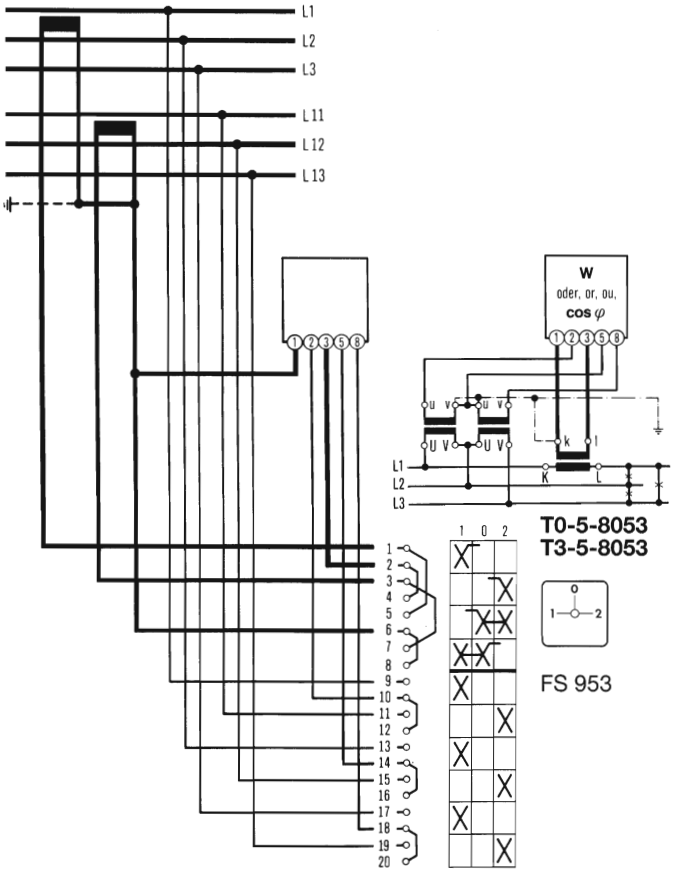

FS 953

Stellung Position Position	Spannung Voltage Tension	Strom Current Courant
1	L1...L3	L1
2	L11...L13	L11

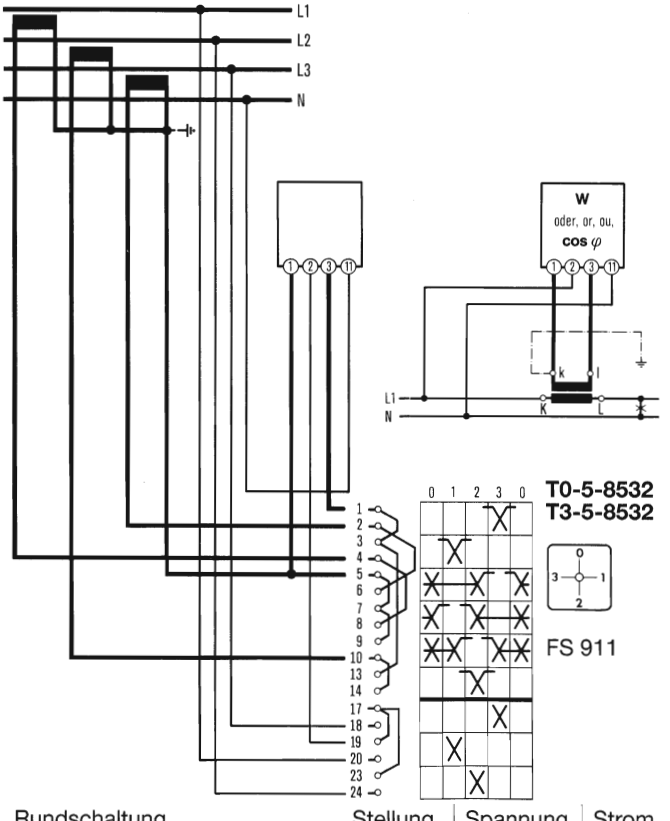

FS 911

Rundschaltung
Complete rotation
Commutation sans butée

Stellung Position Position	Spannung Voltage Tension	Strom Current Courant
1	L1-N	L1
2	L2-N	L2
3	L3-N	L3

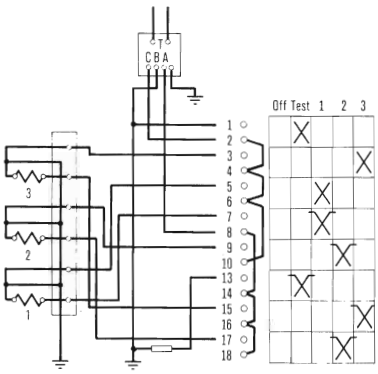

T0-4-8070
T3-4-8070

FS 161795

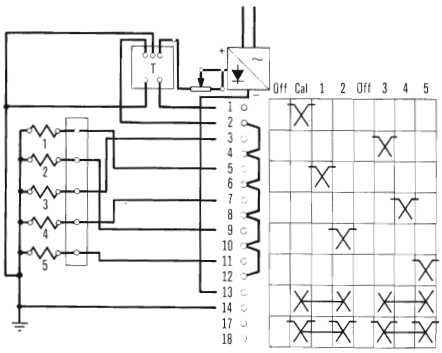

T0-4-8071
T3-4-8071

FS 142602

Rundschaltung
Complete rotation
Commutation sans butée

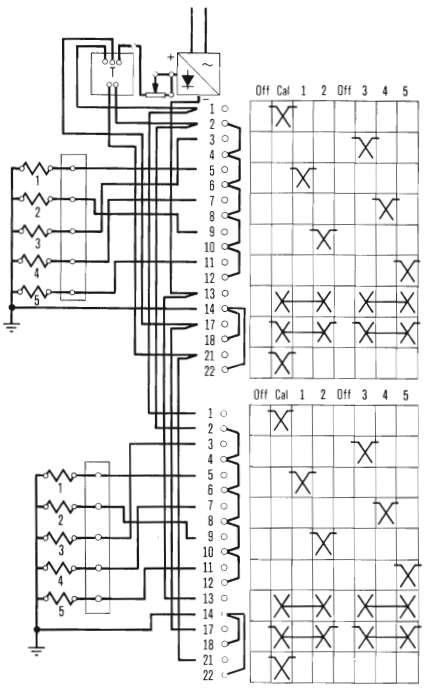

T0-5-8072
T3-5-8072

FS 142602

Rundschaltung
Complete rotation
Commutation sans butée

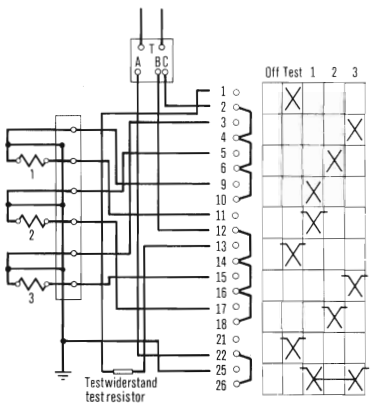

T0-5-8073
T3-5-8073

FS 160896

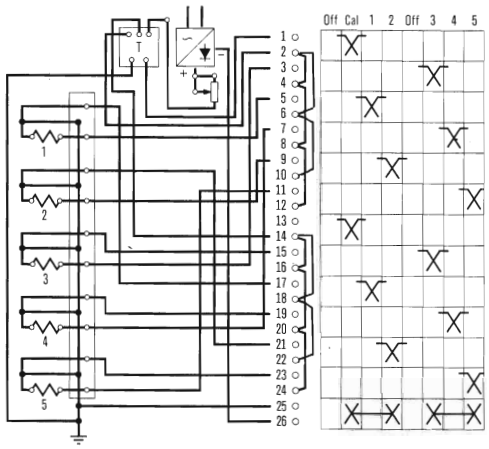

T0-7-8074
T3-7-8074

FS 141672

Rundschaltung
Complete rotation
Commutation sans butée

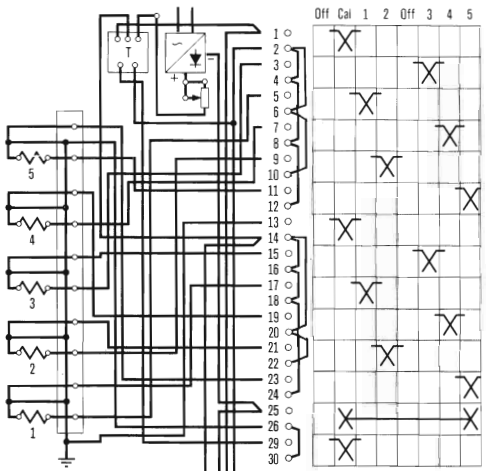

T0-7-8075
T3-7-8075

FS 141672

Rundschaltung
Complete rotation
Commutation sans butée

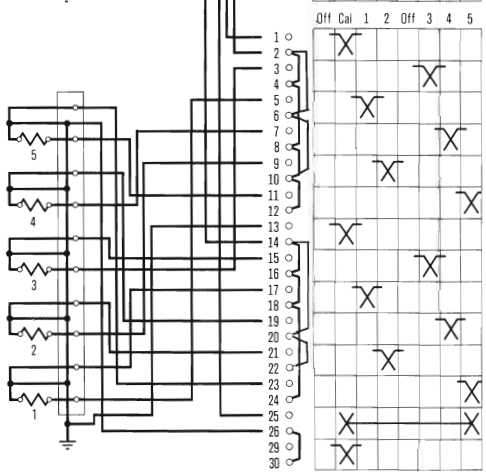

T0-7-8075
T3-7-8075

FS 141672

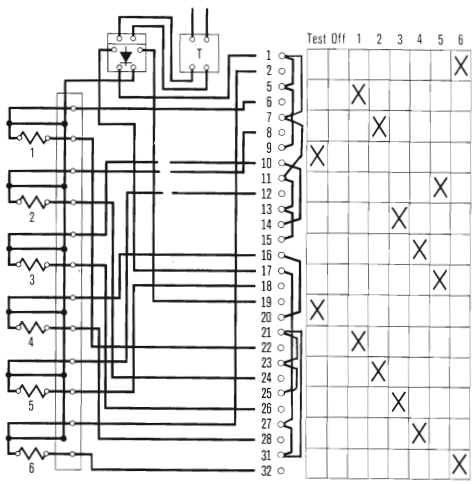

T0-7-8076
T3-7-8076

FS 142605

Rundschaltung
Complete rotation
Commutation sans butée

EIN-Taster On-Off-switches Commutateurs de fermeture

Pole
Poles
Pôles

1

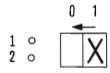

FS 455

T0-1-8204
T3-1-8204

alter Typ,
old type, ancienne réf.

T.-.-15301
T.-.-15076

1

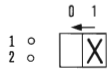

FS 455

T0-1-15072
T3-1-15072

2

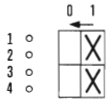

FS 455

T0-1-8205
T3-1-8205

alter Typ,
old type, ancienne réf.

T.-.-15302
T.-.-15077

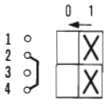

FS 140805

T0-1-8124
T3-1-8124

3

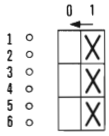

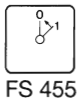

FS 455

T0-2-8206
T3-2-8206

alter Typ,
old type, ancienne réf.

T.-.-15303
T.-.-15078

4

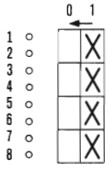

FS 455

T0-2-8207
T3-2-8207

alter Typ,
old type, ancienne réf.

T.-.-15079

1

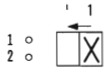

FS 4721

T0-1-15321
T3-1-15321

2

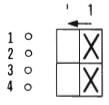

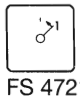

FS 4721

T0-1-15322
T3-1-15322

3

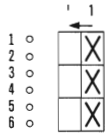

FS 4721

T0-2-15323
T3-2-15323

Pole
Poles
Pôles

1

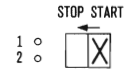

FS 141879

T0-1-15311
T3-1-15311

2

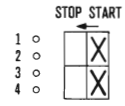

FS 141879

T0-1-15312
T3-1-15312

3

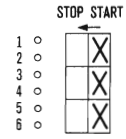

FS 141879

T0-2-15313
T3-2-15313

1

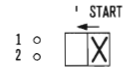

FS 14915

T0-1-8175
T3-1-8175

2

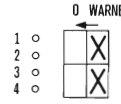

FS 141622

T0-1-15090
T3-1-15090

Umschalter mit Rückzug nach „1“
Selector switches with spring return “1”
Commutateurs avec retour automatique en position «1»

1

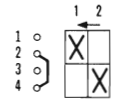

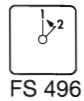

FS 496

T0-1-8295
T3-1-8295

2

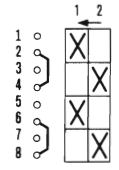

FS 496

T0-2-8296
T3-2-8296

3

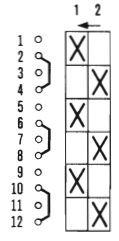

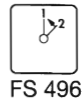

FS 496

T0-3-8297
T3-3-8297

4

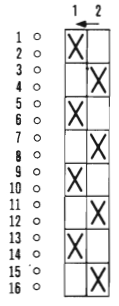

FS 496

T0-4-8536
T3-4-8536

EIN-Taster On-Off-switches Commutateurs de fermeture

Pole
Poles
Pôles

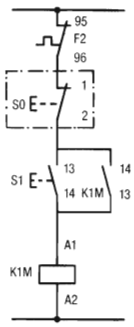

Pole		
1	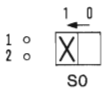	**T0-1-15331** **T3-1-15331**  FS 4722
2	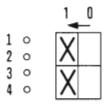	**T0-1-15332** **T3-1-15332**  FS 4722
2	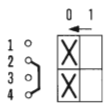	**T0-1-8125** **T3-1-8125**  FS 455
3	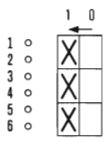	**T0-2-15333** **T3-2-15333**  FS 4722
1	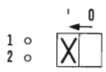	**T0-1-15351** **T3-1-15351**  FS 4723
2	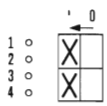	**T0-1-15352** **T3-1-15352**  FS 4723
3	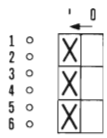	**T0-2-15353** **T3-2-15353**  FS 4723

Pole
Poles
Pôles

Pole		
1	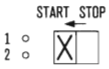	**T0-1-15341** **T3-1-15341**  FS 142005
2	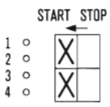	**T0-1-15342** **T3-1-15342**  FS 142005
3	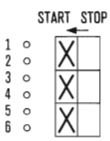	**T0-2-15343** **T3-2-15343**  FS 142005
1	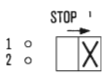	**T0-1-8174** **T3-1-8174**  FS 14913
2		**T0-1-8173** **T3-1-8173**  FS 140130
2	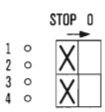	**T0-1-8172** **T3-1-8172**  FS 140130

EIN-AUS-Taster On-Off-switches Commutateurs de commande

Pole
Poles
Pôles

Steuerung von 1 Schütz
Controlling one contactor
Commande d'un contacteur

1

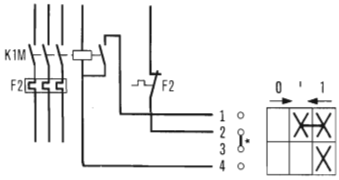

T0-1-8
T3-1-8

FS 456

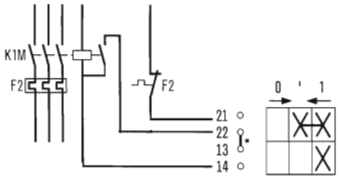

T0-1-15365
T3-1-15365

FS 456

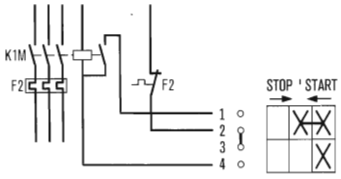

T0-1-15362
T3-1-15362

FS 14510

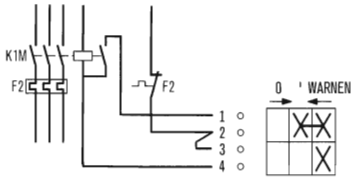

T0-1-15089
T3-1-15089

FS 141617

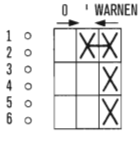

T0-2-15088
T3-2-15088

FS 141617

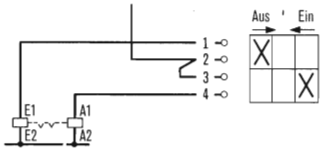

T0-1-15061
T3-1-15061

FS 1423

1

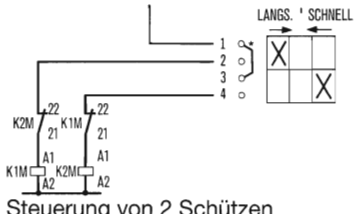

T0-1-15060
T3-1-15060

FS 141400

Steuerung von 2 Schützen
Controlling two contactors
Commande de deux contacteurs

2

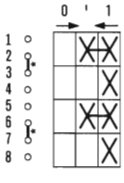

T0-2-15361
T3-2-15361

FS 456

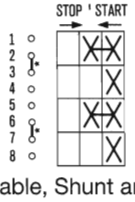

T0-2-15363
T3-2-15363

FS 14510

* Verbindung lösbar, Link removable, Shunt amovible

Wende-Taster Reversing switches Commutateurs avec inversion de marche

Pole
Poles
Pôles

Steuerung von 1 Wendeschütz
Controlling one pair of reversing contactors
Commande d'un contacteur-inverseur

1

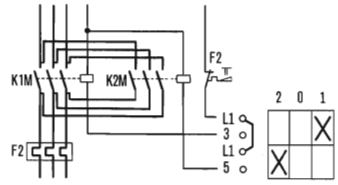

T0-1-9
T3-1-9

FS 458

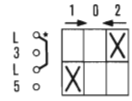

T0-1-15074
T3-1-15074

FS 4011

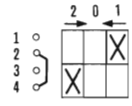

T0-1-15371
T3-1-15371

FS 458

2

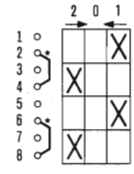

T0-2-15372
T3-2-15372

FS 458

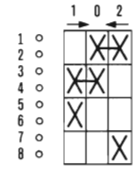

T0-2-8179
T3-2-8179

FS 4011

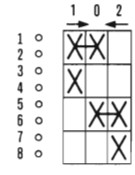

T0-2-8120
T3-2-8120

FS 4011

3

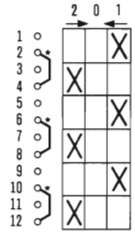

T0-3-15373
T3-3-15373

FS 458

4

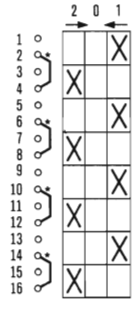

T0-4-15374
T3-4-15374

FS 458

Tast-Schalter Impulse switches Commutateurs à retour

Steuerung von 1 Schütz
Controlling one contactor
Commande d'un contacteur

T0-1-98
T3-1-98

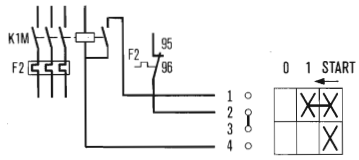

FS 141878

T0-1-8178
T3-1-8178

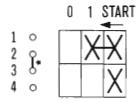

FS 147767

T0-1-8158
T3-1-8158

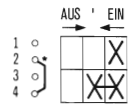

FS 1423

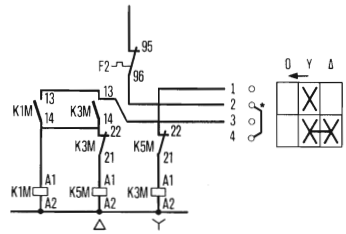

T0-1-8180
T3-1-8180

FS 6034

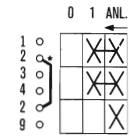

T0-2-15062
T3-2-15062

FS 141401

Steuerung von 2 Schützen
Controlling two contactors
Commande de deux contacteurs

T0-2-15364
T3-2-15364

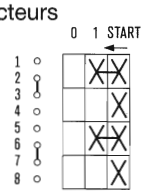

FS 147767

T0-2-8513
T3-2-8513

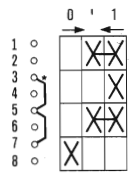

FS 456

T0-2-8512
T3-2-8512

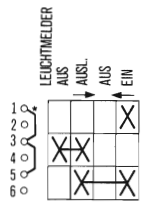

FS 161800

Steuerung von 2 Schützen
Controlling two contactors
Commande de deux contacteurs

T0-2-99
T3-2-99

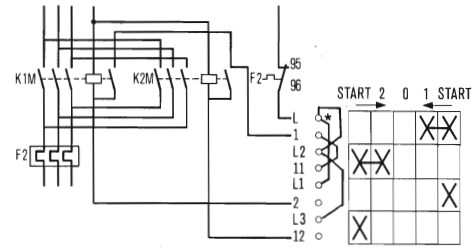

FS 1409

T0-2-8177
T3-2-8177

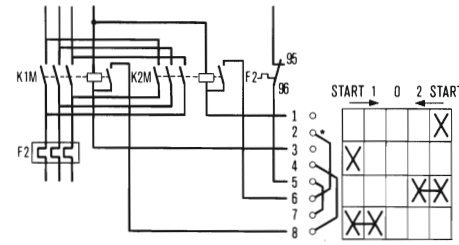

FS 140660

T0-2-8182
T3-2-8182

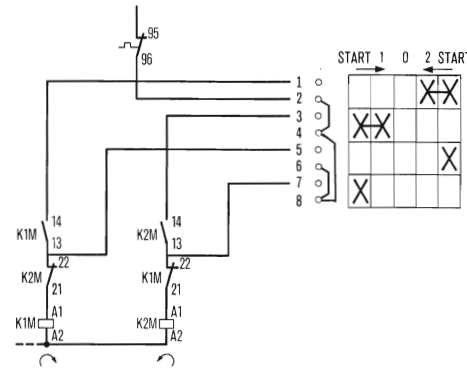

FS 140660

T0-2-8181
T3-2-8181

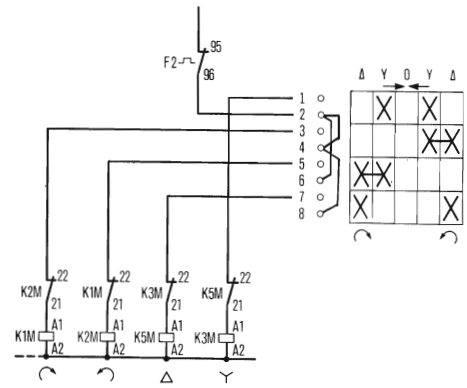

FS 6057

T0-3-15064
T3-3-15064

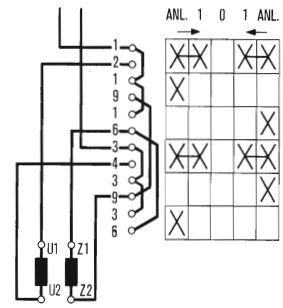

FS 141411

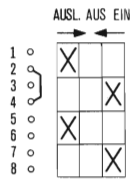

T0-2-8515
T3-2-8515

FS 141142

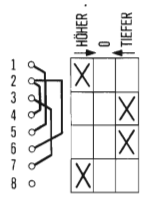

T0-2-8521
T3-2-8521

FS 140887

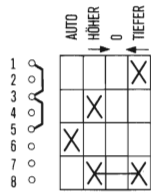

T0-2-8153
T3-2-8153

FS 141750

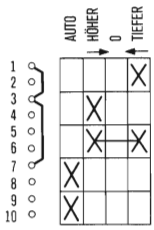

T0-3-8154
T3-3-8154

FS 141750

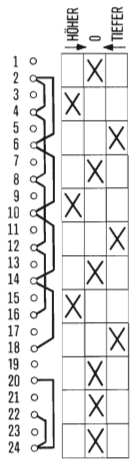

T0-6-8155
T3-6-8155

FS 140887

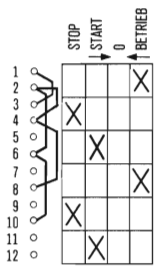

T0-3-8156
T3-3-8156

FS 142606

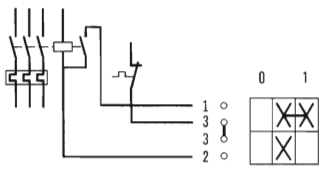

T0-1-79
T3-1-79

FS 907

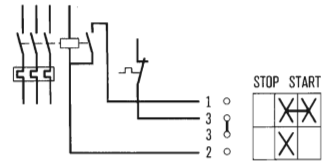

T0-1-15462
T3-1-15462

FS 190848

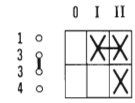

T0-1-15904
T3-1-15904

FS 4739

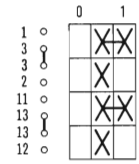

T0-2-15461
T3-2-15461

FS 907

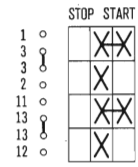

T0-2-15463
T3-2-15463

FS 190848

Universal-Steuerschalter
Universal control switch
Commutateur de commande universel

Stellschalter
Stay-put switch
Commutateur à positions stables

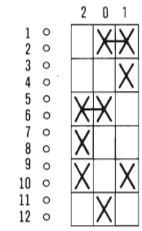

T0-3-15391
T3-3-15391

FS 429

Tastschalter mit automatischem Rückzug von 1 nach 0
Pulse-contact switch with auto-return from 1 to 0
Commutateur à retour automatique de 1 à 0

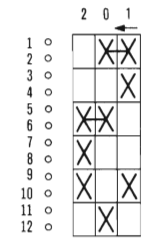

T0-3-15392
T3-3-15392

FS 4026

Tastschalter mit automatischem Rückzug von 2 nach 0
Pulse-contact switch with auto-return from 2 to 0
Commutateur à retour automatique de 2 à 0

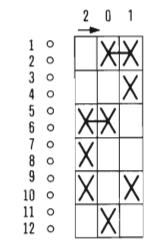

T0-3-15393
T3-3-15393

FS 4117

Tastschalter mit automatischem Rückzug von 1 und 2 nach 0
Pulse-contact switch with auto-return from 1 and 2 to 0
Commutateur à retour automatique de 1 et 2 à 0

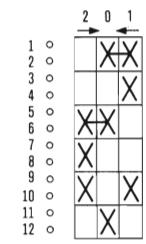

T0-3-15394
T3-3-15394

FS 458

Pole
Poles
Pôles

1

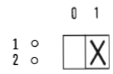

T0-1-15401
T3-1-15401

FS 415

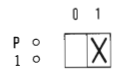

T0-1-15500
T3-1-15500

FS 611

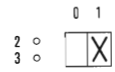

T0-1-15071
T3-1-15071

FS 415

2

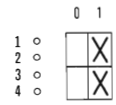

T0-1-15402
T3-1-15402

FS 415

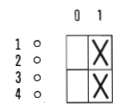

T0-1-8201
T3-1-8201

FS 611

3

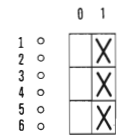

T0-2-15403
T3-2-15403

FS 415

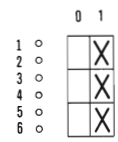

T0-2-8202
T3-2-8202

FS 611

Pole
Poles
Pôles

4

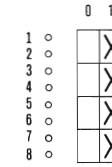

T0-2-15404
T3-2-15404

FS 415

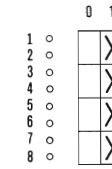

T0-2-8203
T3-2-8203

FS 611

1

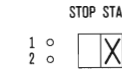

T0-1-15411
T3-1-15411

FS 142003

2

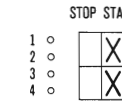

T0-1-15412
T3-1-15412

FS 142003

3

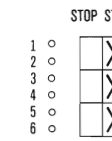

T0-2-15413
T3-2-15413

FS 142003

4

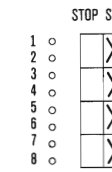

T0-2-15414
T3-2-15414

FS 142003

Pole
Poles
Pôles

1

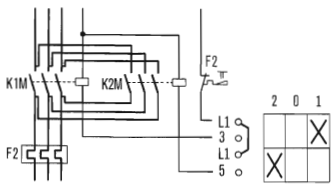

T0-1-78
T3-1-78

FS 429

Steuerung von 1 Wendeschütz
Controlling one reversing contactor
Commande d'un contacteur-inverseur

2

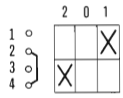

T0-1-15421
T3-1-15421

FS 429

Steuerung von 1 Wendeschütz
Controlling one reversing contactor
Commande d'un contacteur-inverseur

2

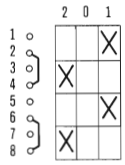

Steuerung von
2 Wendeschützen
Controlling two
reversing contactors
Commande de deux
contacteur-inverseurs

T0-2-15422
T3-2-15422

FS 429

3

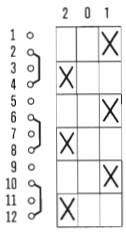

Steuerung von
3 Wendeschützen
Controlling three
reversing contactors
Commande de trois
contacteur-inverseurs

T0-3-15423
T3-3-15423

FS 429

1

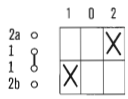

T0-1-15501
T3-1-15501

FS 953

1

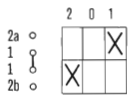

T0-1-15180
T3-1-15180

FS 621

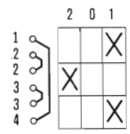

T0-2-15085
T3-2-15085

FS 621

Pole
Poles
Pôles

1

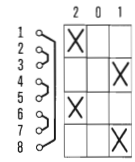

T0-2-15642
T3-2-15642

FS 621

1

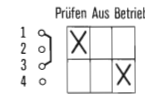

T0-1-15058
T3-1-15058

FS 1411805

2

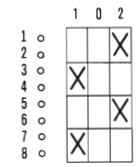

T0-2-8711
T3-2-8711

FS 684

1

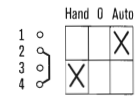

T0-1-15431
T3-1-15431

FS 1401

1

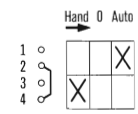

T0-1-15434
T3-1-15434

FS 1414000

2

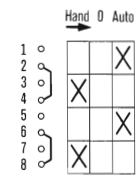

T0-2-15435
T3-2-15435

FS 141000

2

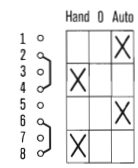

T0-2-15432
T3-2-15432

FS 1401

2

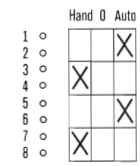

T0-2-8527
T3-2-8527

FS 19793

3

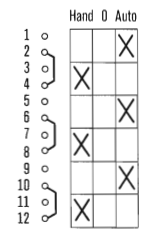

T0-3-15433
T3-3-15433

FS 1401

Umschalter (mit 0-Stellung) / Change over switches (with "OFF" position) / Commutateurs (avec position zéro)		
Pole Poles Pôles		
2	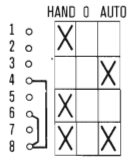	**T0-2-8170** **T3-2-8170**  FS 190301
4	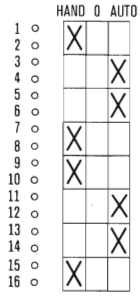	**T0-4-8171** **T3-4-8171**  FS 190301
6	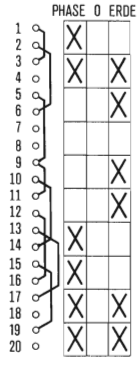	**T0-5-8531** **T3-5-8531**  FS 141152
1	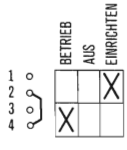	**T0-1-8516** **T3-1-8516**  FS 19801
2	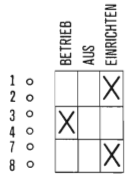	**T0-2-8517** **T3-2-8517**  FS 19801

Umschalter (ohne 0-Stellung) / Change over switches (with "OFF" position) / Commutateurs (avec position zéro)		
Pole Poles Pôles		
1	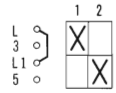	**T0-1-97** **T3-1-97**  FS 943
1	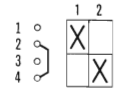	**T0-1-15441** **T3-1-15441**  FS 902
2	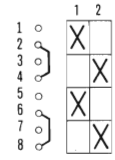	**T0-2-15442** **T3-2-15442**  FS 902
3	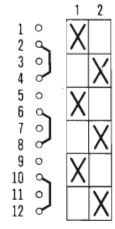	**T0-3-15443** **T3-3-15443**  FS 902
1	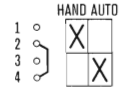	**T0-1-15451** **T3-1-15451**  FS 19334
2	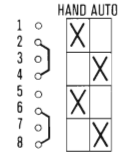	**T0-2-15452** **T3-2-15452** 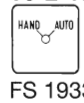 FS 19334
3	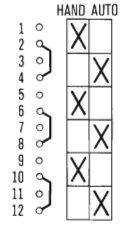	**T0-3-15453** **T3-3-15453**  FS 19334
6	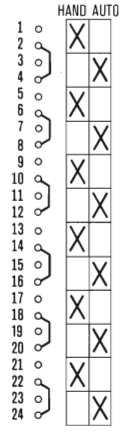	**T0-6-8529** **T3-6-8529**  FS 19334

Pole
Poles
Pôles

1

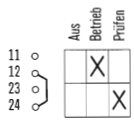

T0-1-15059
T3-1-15059

FS 141399

2

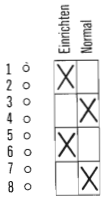

T0-2-8537
T3-2-8537

FS 160544

1

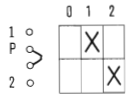

T0-1-15502
T3-1-15502

FS 910

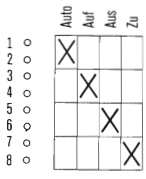

T0-2-15503
T3-2-15503

FS 161304

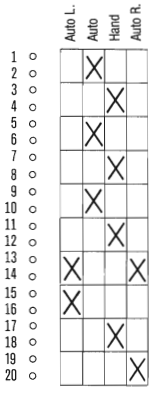

T0-5-8535
T3-5-8535

FS 141477

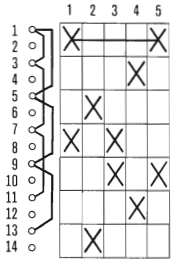

T0-4-15086
T3-4-15086

FS 608

Pole
Poles
Pôles

–

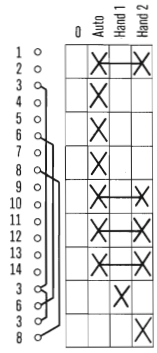

T0-5-15902
T3-5-15902

FS 142117

2

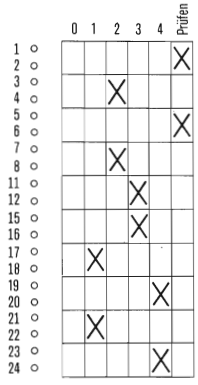

T0-5-8533
T3-5-8533

FS 160756

Rundschaltung
Complete rotation
Commutation sans butée

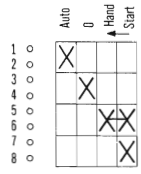

T0-2-15907
T3-2-15907

FS 1413890

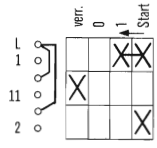

T0-2-15905
T3-2-15905

FS 143772

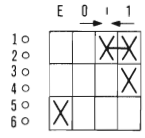

T0-2-15091
T3-2-15091

FS 163098

Schaltplan
Wiring diagram
Schéma des circuits
VWS 281-411

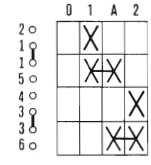

T0-2-15834
T3-2-15834

FS 191272

Rundschaltung
Complete rotation
Commutation sans butée

Pole
Poles
Pôles

AUS-Schalter, Load break isolating switch, Interrupteur

2

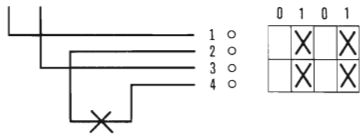

T0-1-15108
T3-1-15108

FS 926

2

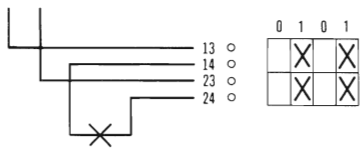

T0-1-15041
T3-1-15041

FS 926

4

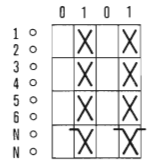

T0-2-15042
T3-2-15042

FS 926

Gruppen-Schalter, Group switch, Commutateur de groupe

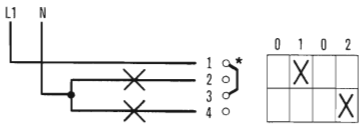

T0-1-15109
T3-1-15109

FS 928

1

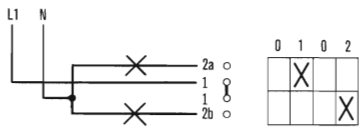

T0-1-15043
T3-1-15043

FS 928

2

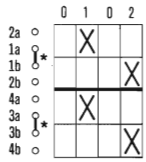

T0-2-15044
T3-2-15044

FS 928

3

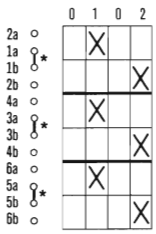

T0-3-15045
T3-3-15045

FS 928

Serien-Schalter, Multi circuit switch, Interrupteur en série

1

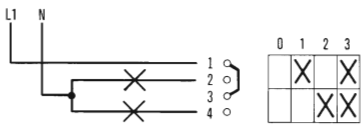

T0-1-15110
T3-1-15110

FS 912

* Verbindung lösbar, Link removable, Shunt amovible

Pole
Poles
Pôles

Serien-Schalter
Multi circuit switch
Interrupteur en série

1

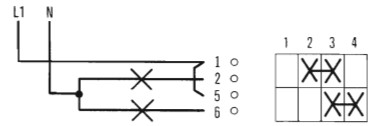

T0-1-8566
T3-1-8566

FS 9317

1

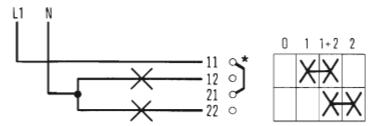

T0-1-15046
T3-1-15046

FS 193840

2

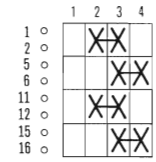

T0-2-8828
T3-2-8828

FS 9317

2

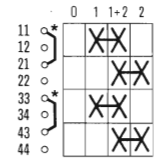

T0-2-15047
T3-2-15047

FS 193840

1

Wechsel-Schalter
2 way switch
Inversieur

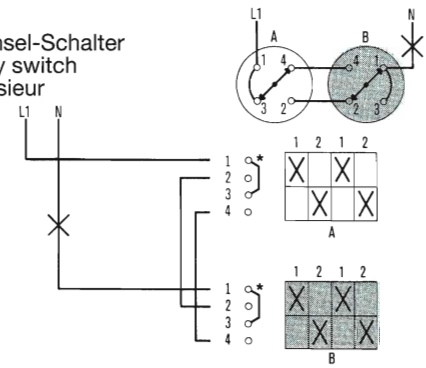

T0-1-15111
T3-1-15111

FS 923

T.-1-15111

1

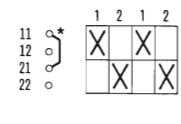

T0-1-15048
T3-1-15048

FS 924

1

Kreuz-Schalter
Intermediate switch
Commutateur-inverseur

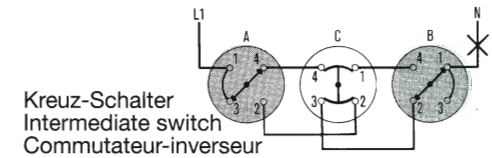

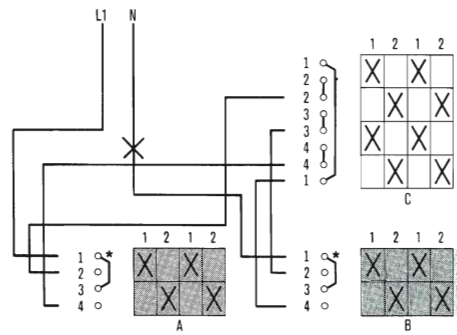

T0-2-15112
T3-2-15112

FS 923

→ **T.-1-15111**

8-4-2-1-Code (dualer BCD-Code)
(BCD Code)
(Code DCB)

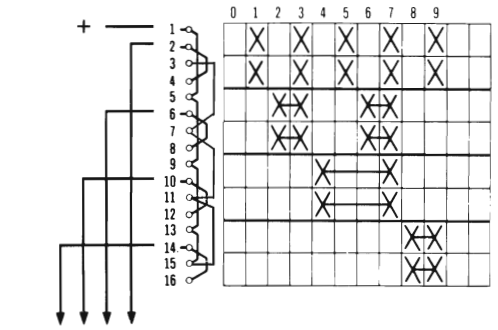

T0-4-15602
T3-4-15602

FS 312

ersetzt
substitutes
remplacé

T.-4-15380

0	0	0	0	0
1	0	0	0	1
2	0	0	1	0
3	0	0	1	1
4	0	1	0	0
5	0	1	0	1
6	0	1	1	0
7	0	1	1	1
8	1	0	0	0
9	1	0	0	1
	8	4	2	1

Rundschaltung in beide Richtungen
Complete rotation in both directions
Rotation totale dans les deux sens

0-Signal = Low
1-Signal = High

Stellenwert, Place value, Poids

Dezimalzahlen, Decimalnumbers,
Nombres décimaux

Aiken-Code
Code Aiken

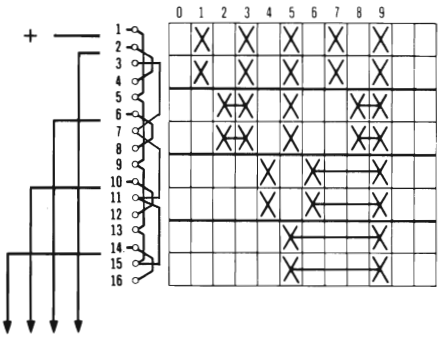

T0-4-15604
T3-4-15604

FS 312

ersetzt
substitutes
remplacé

T.-4-15382

0	0	0	0	0
1	0	0	0	1
2	0	0	1	0
3	0	0	1	1
4	0	1	0	0
5	1	0	1	1
6	1	1	0	0
7	1	1	0	1
8	1	1	1	0
9	1	1	1	1
	2	4	2	1

Rundschaltung in beide Richtungen
Complete rotation in both directions
Rotation totale dans les deux sens

0-Signal = Low
1-Signal = High

Stellenwert, Place value, Poids

Dezimalzahlen, Decimalnumbers, Nombres
décimaux

Komplementär-BCD-Code,
Complementary BCD Code,
Code DCB complémentaire

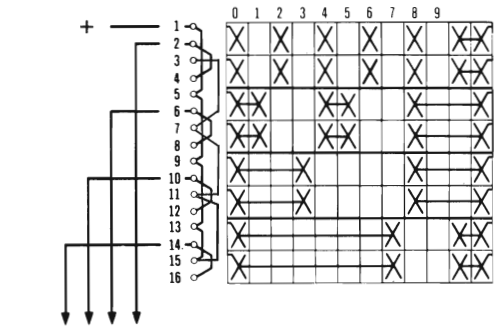

T0-4-15603
T3-4-15603

FS 312

ersetzt
substitutes
remplacé

T.-4-15381

0	1	1	1	1
1	1	1	1	0
2	1	1	0	1
3	1	1	0	0
4	1	0	1	1
5	1	0	1	0
6	1	0	0	1
7	1	0	0	0
8	0	1	1	1
9	0	1	1	0
	8	4	2	1

Rundschaltung in beide Richtungen
Complete rotation in both directions
Rotation totale dans les deux sens

0-Signal = Low
1-Signal = High

Stellenwert, Place value, Poids

Dezimalzahlen, Decimalnumbers,
Nombres décimaux

Gray-Code
Code Gray

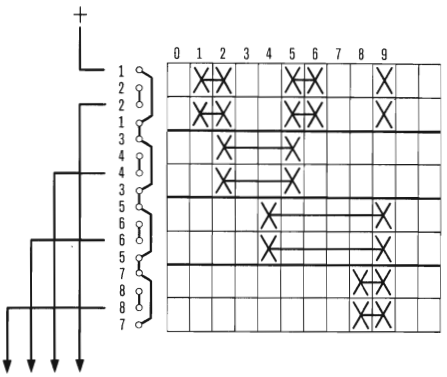

T0-4-15384
T3-4-15384

FS 312

0	0	0	0	0
1	0	0	0	1
2	0	0	1	1
3	0	0	1	0
4	0	1	1	0
5	0	1	1	1
6	0	1	0	1
7	0	1	0	0
8	1	1	0	0
9	1	1	0	1

Rundschaltung in beide Richtungen
Complete rotation in both directions
Rotation totale dans les deux sens

0-Signal = Low
1-Signal = High

Dezimalzahlen, Decimalnumbers, Nombres
décimaux

Kontroller Controller Contrôleur

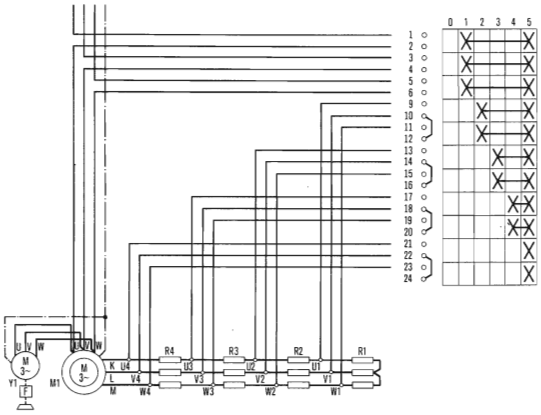

T0-6-8464
T3-6-8464

FS 620

Kusa-Schaltung
"Kusa" control
Schéma «Kusa»

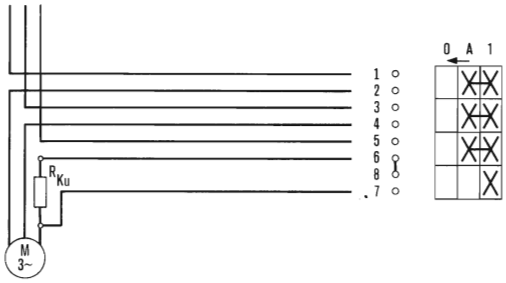

T0-2-15081
T3-2-15081

FS 141402

Zwei-Pumpen-Steuerung (Duplex-Pump-Controller)
Two pump control system
Equipement à 2 pompes

Schaltplan
Wiring diagram
Schéma des circuits

VWS 732-401

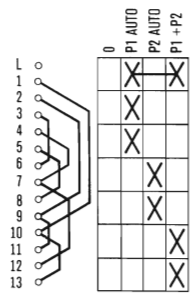

T0-4-15833
T3-4-15833

FS 318

1 = P 1 Auto
2 = P 2 Auto
3 = P 1 + P 2

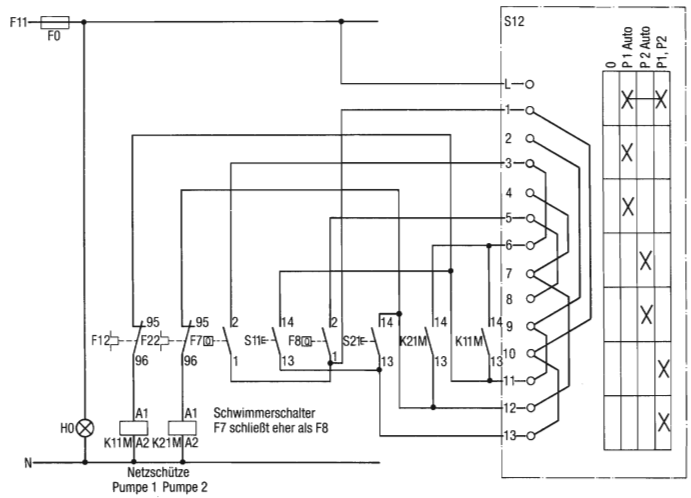

Zwei-Pumpen-Steuerung mit zyklischer Vertauschung
Two pump control with cyclic interchange
Eqipement à 2 pompes avec permutation périodique

Schaltplan
Wiring diagram
Schéma des circuits

VWS 732-411

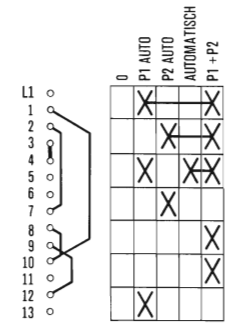

T0-4-15915
T3-4-15915

FS 317

FS 1323
1 = P 1 Auto
2 = P 2 Auto
3 = automatisch
4 = P 1 + P 2

Schalter für
Nachtstrom-
Speicherheizung
Switch for storage
heaters
(off-peak power)
Chauffage à
accumulation
(courant de nuit)

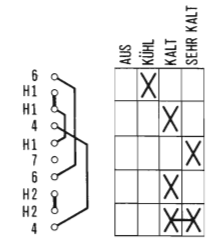

T0-3-15600
T3-3-15600

FS 141956

Umpolschalter für elektromagnetische Spanngeräte
Polarity reversing for electromagnetic chucks
Commutateurs de pôles pour dispositifs magnétiques de serrage

Schaltplan siehe
Technische Informationen (TI)
Wiring diagram see
Reference Book (RB)
Schéma des circuits:
voir Manuel Technique

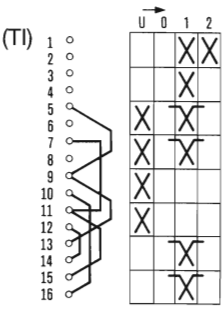

T0-4-15055
T3-4-15055

FS 41236

EIN-AUS-Schalter Hauptschalter

ON-OFF-switches Interrupteurs
Main switches Interrupteurs généraux

Change over switches
Inverseurs

Umschalter

Pole Poles Pôles	Typ Type Type	FS 908
1	Seite/Page 2/4-5	
2		
3		
4		
5		
6		
7		
8		
9		
10		
11		
12		
13		
14		
15		
16		
17	T0-9-8353	T3-9-8353
18	T0-9-8354	T3-9-8354
19	T0-10-8355	T3-10-8355
20	T0-10-8356	T3-10-8356
21	T0-11-8357	T3-11-8357
22	T0-11-8358	T3-11-8358

Pole Poles Pôles	Typ Type Type	FS 684
1	Seite/Page 2/8	
2		
3		
4		
5		
6		
7		
8		
9	T0-9-8365	T3-9-8365
10	T0-10-8366	T3-10-8366
11	T0-11-8367	T3-11-8367

		FS 943
1	Seite/Page 2/7	
2		
3		
4		
5		
6		
7		
8		
9	T0-9-8373	T3-9-8373
10	T0-10-8374	T3-10-8374
11	T0-11-8375	T3-11-8375

Three speed switches, one winding
Commutateurs de pôles, 3 vitesses

Polumschalter

3

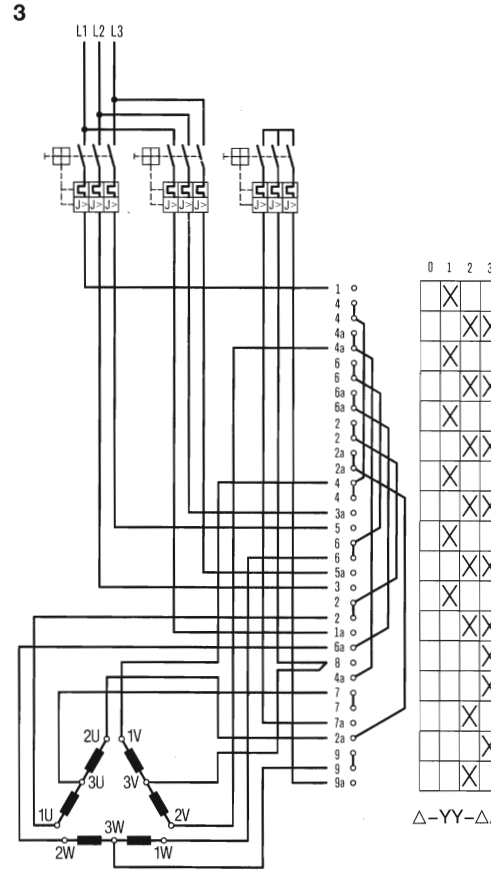

mit „0"-Stellung
with "0" position
avec position "0"

T0-9-15101
T3-9-15101

FS 616

ohne „0"-Stellung
without "0" position
sans position "0"

T0-9-15103
T3-9-15103

Pole
Poles
Pôles

3

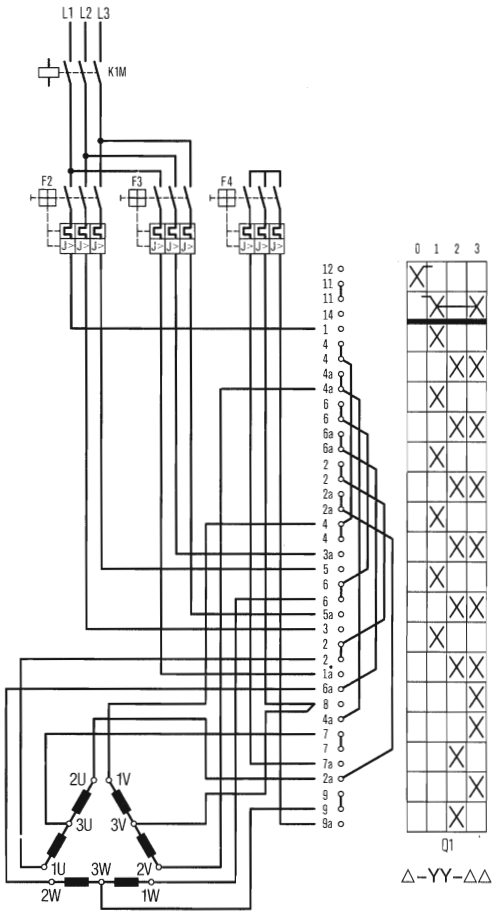

T0-10-15104
T3-10-15104

FS 616

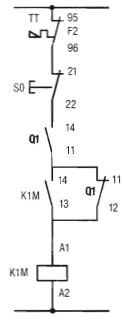

Q1

Δ–YY–ΔΔ

mit Verriegelung (sond 28)*
with interlocking provision (sond 28)*
avec verrouillage (sond 28)*

Gegenüberstellung der Anschlußbezeichnungen
Comparative Chart of Terminal Markings
Tableaux de correspondance des repérages de bornes

Nach DIN 42 400 (neu):
according to DIN 42 400 (new):
selon DIN 42 400 (nouveau):

Polumschalter
3 Drehzahlen, 1 Drehrichtung, 1 Wicklung
Three-speed switches
non reversing, one winding
Commutateurs de pôles
3 vitesses, 1 sens de marche, 1 enroulement

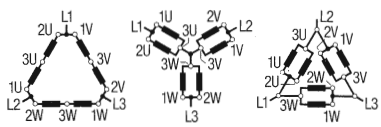

Drehzahl, speed, vitesse: 2 3

nach VDE (alt):
according to VDE (old):
selon VDE (ancien):

Polumschalter
3 Drehzahlen, 1 Drehrichtung, 1 Wicklung
Three-speed switches
non reversing, one winding
Commutateurs de pôles
3 vitesses, 1 sens de marche, 1 enroulement

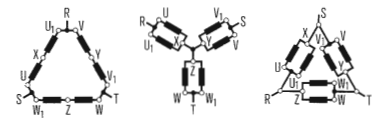

Drehzahl, speed, vitesse: 2 3

* Seite/Page 3/66

Pole
Poles
Pôles

Beim Schalten einer Wicklung wird die andere geöffnet
When one winding is brought in, the other is cut out
Lors de l'enclenchement d'un enroulement, l'autre s'ouvre

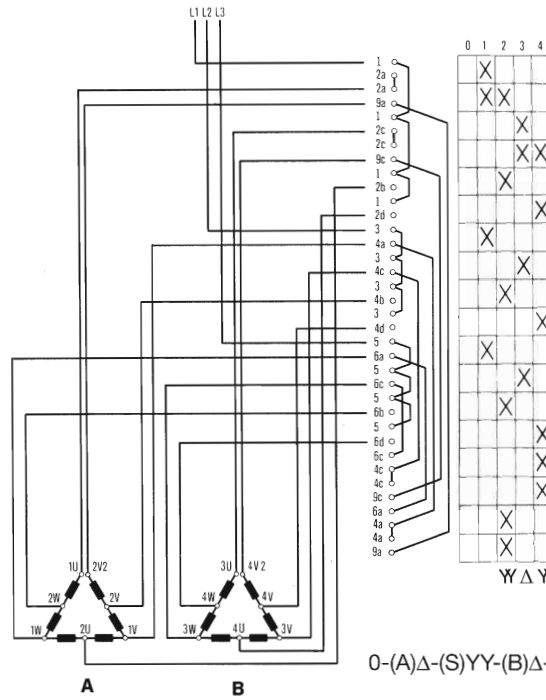

T0-9-15236
T3-9-15236

FS 618

ΨΔΨ

0-(A)Δ-(S)YY-(B)Δ-(B)YY

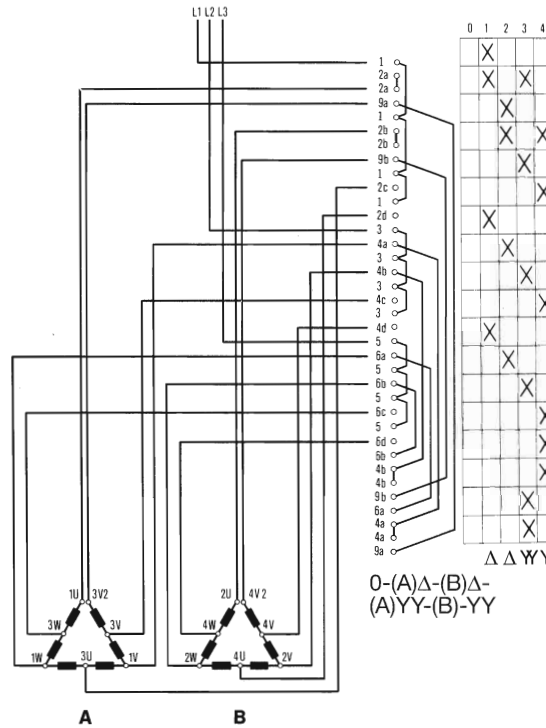

mit „0"-Stellung
with "0" position
avec position «0»

T0-9-15238
T3-9-15238

FS 618

T0-9-185
T3-9-185

FS 617

ΔΔΨΨ

0-(A)Δ-(B)Δ-
(A)YY-(B)-YY

ohne „0"-Stellung
without "0" position
sans position «0»

T0-9-186
T3-9-186

FS 605

Polumschalter
4 Drehzahlen, 2 × Dahlander

Four-speed switches, two tapped windings
Commutateurs de pôles, 4 vitesses, 2 × couplage Dahlander

Pole
Poles
Pôles

3

Für Antriebe mit konstantem Drehmoment

For drive motors with constant torque
Pour moteurs d'entraînement à couple constant

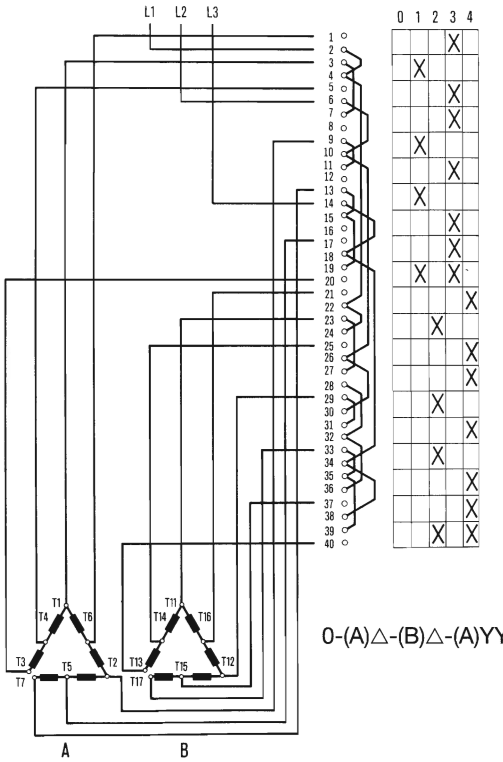

T0-10-8611
T3-10-8611

FS 618

0-(A)△-(B)△-(A)YY-(B)YY

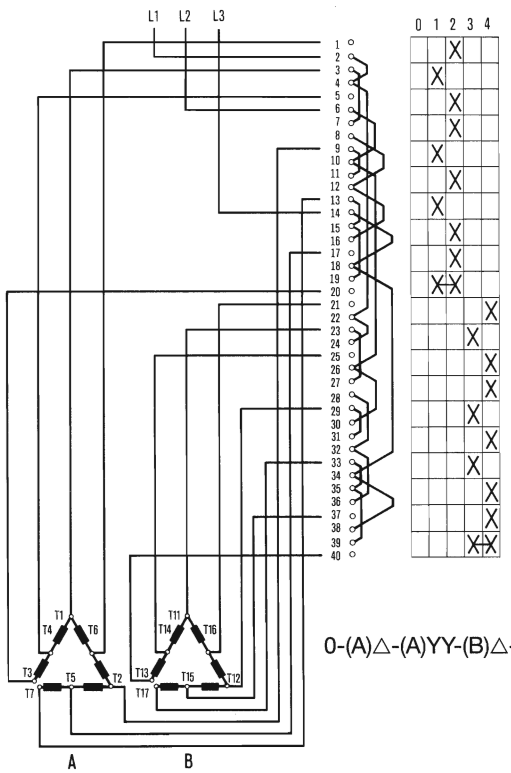

T0-10-8612
T3-10-8612

FS 618

0-(A)△-(A)YY-(B)△-(B)YY

Pole
Poles
Pôles

3

Für Antriebe mit konstanter Leistung

For drive motors with constant output
Pour moteurs d'entraînement à puissance constante

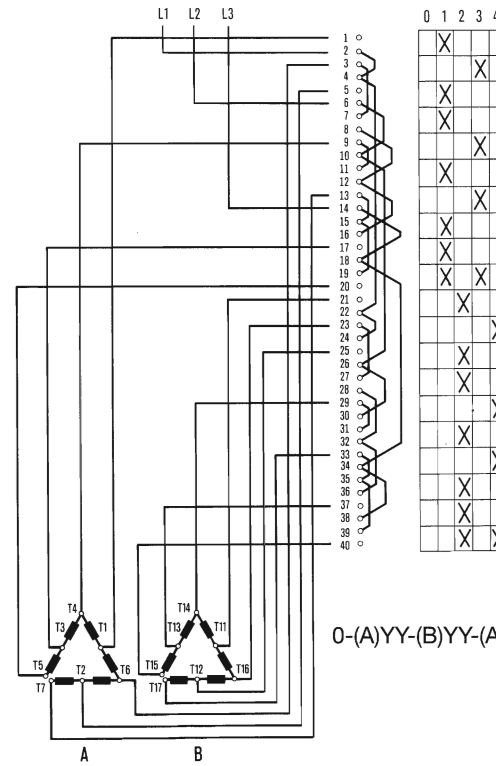

T0-10-8619
T3-10-8619

FS 618

0-(A)YY-(B)YY-(A)△-(B)△

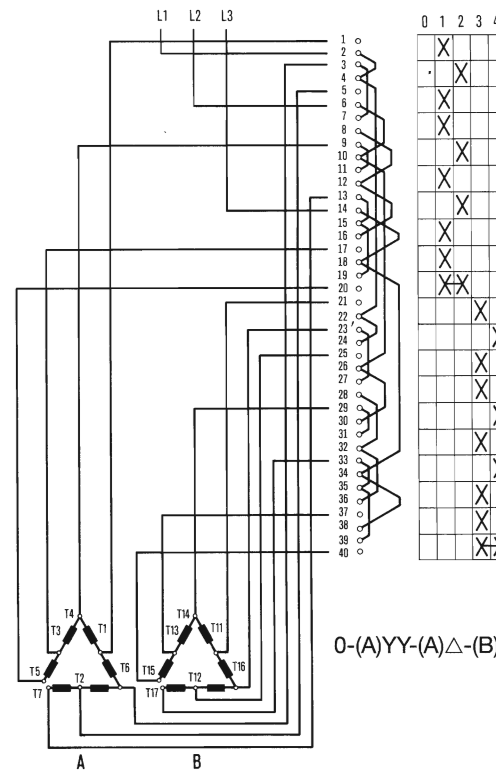

T0-10-8620
T3-10-8620

FS 618

0-(A)YY-(A)△-(B)YY-(B)△

Pole
Poles
Pôles

2

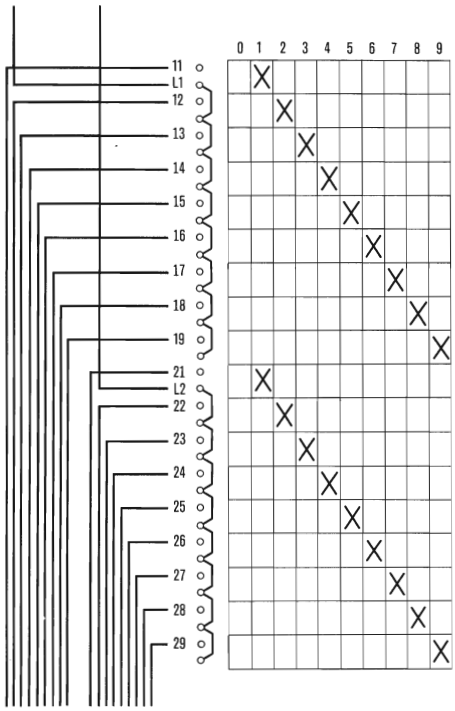

T0-9-15291
T3-9-15291

FS 312

Pole
Poles
Pôles

2

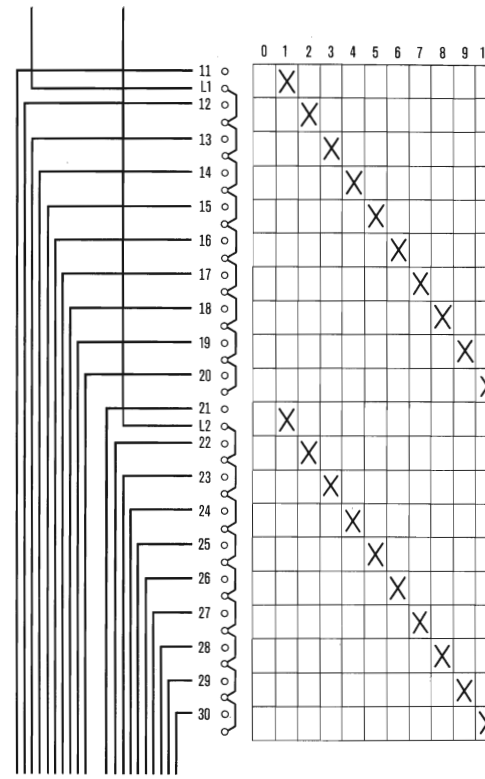

T0-10-15292
T3-10-15292

FS 311

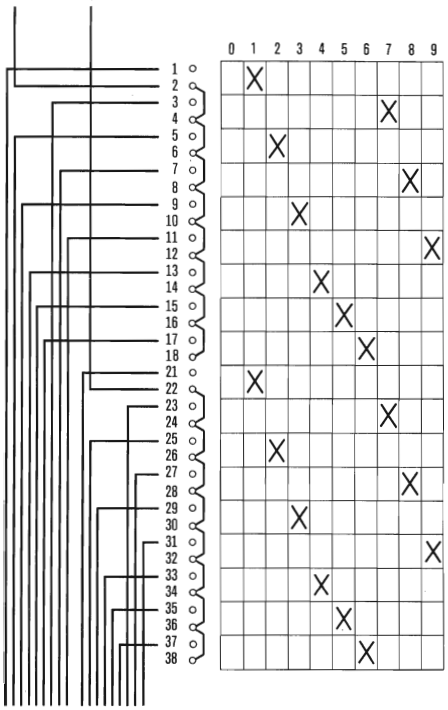

T0-9-8267
T3-9-8267

FS 312

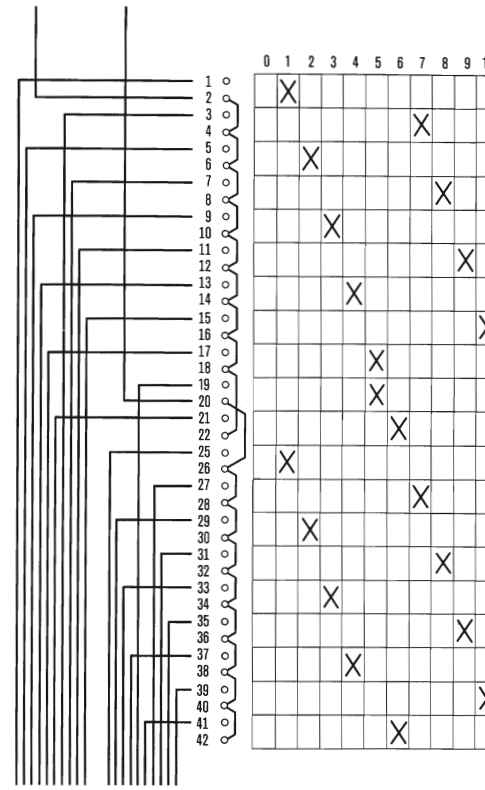

T0-10-8268
T3-10-8268

FS 311

1 Stufe/Stellung geschlossen
One step/position closed
1 cran/position fermée

Pole
Poles
Pôles

2

T0-11-15293
T3-11-15293

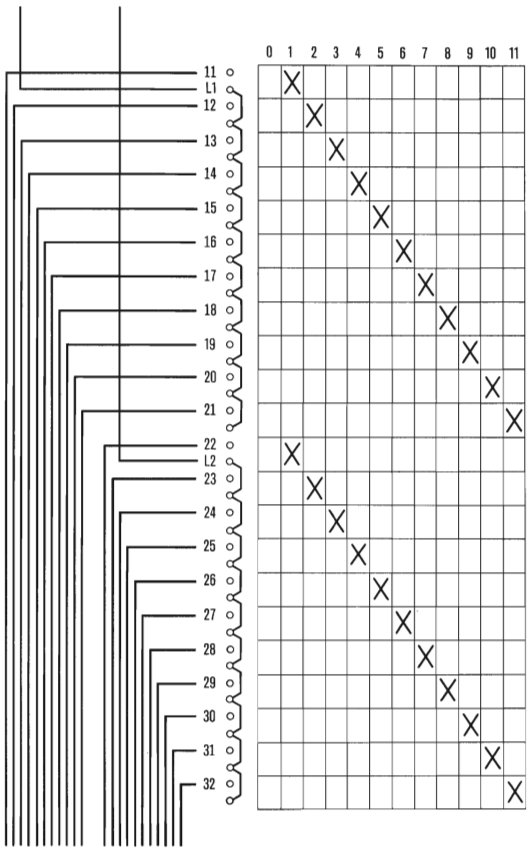

FS 310

T0-9-15294
T3-9-15294

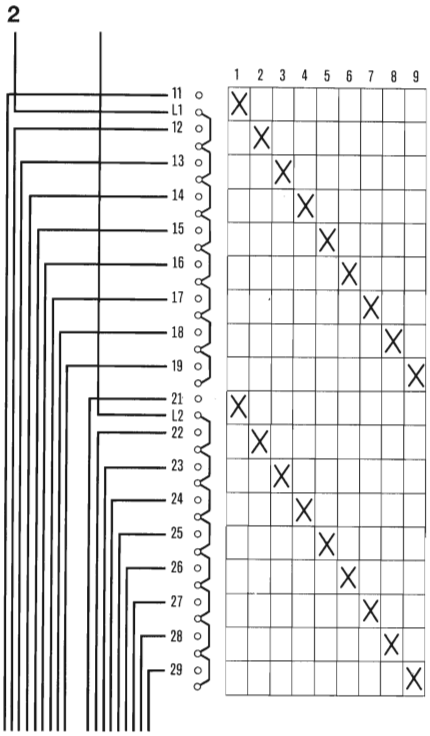

FS 304

T0-11-8269
T3-11-8269

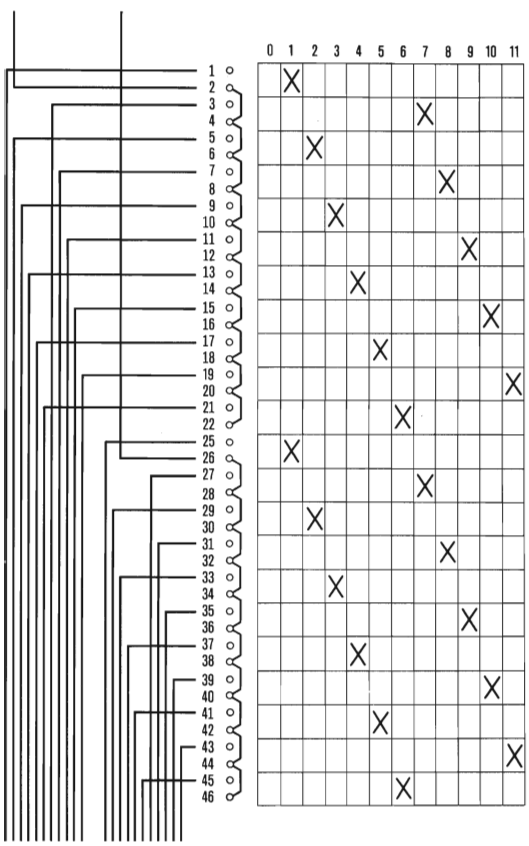

FS 310

T0-9-8256
T3-9-8256

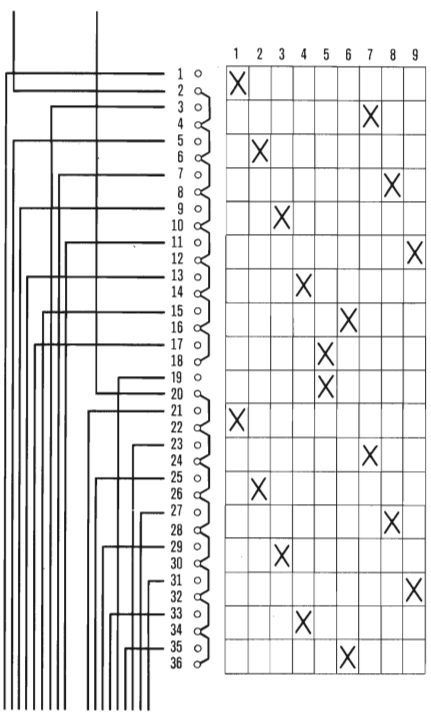

FS 304

Pole
Poles
Pôles

ohne Nullstellung
without "OFF" position
sans position zéro

2

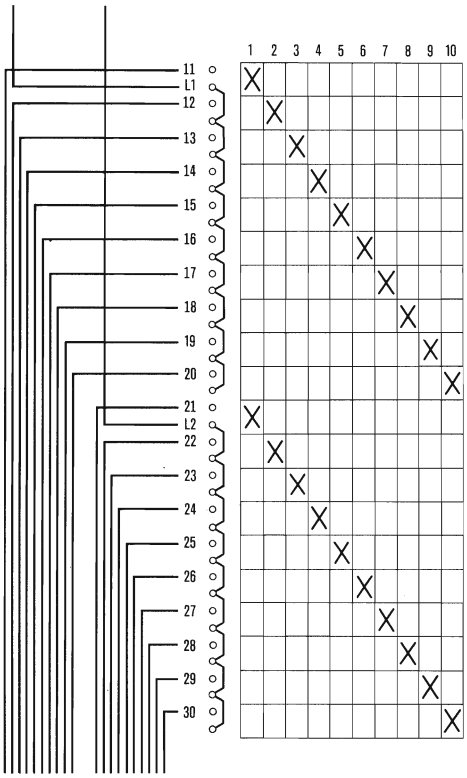

T0-10-15295
T3-10-15295

FS 303

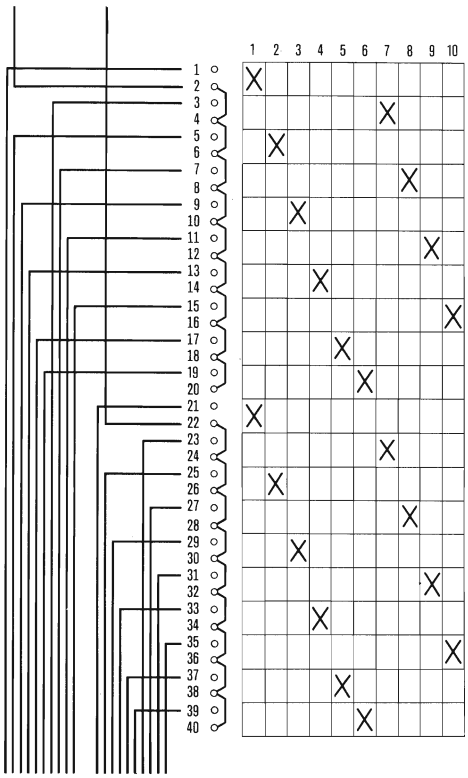

T0-10-8257
T3-10-8257

FS 303

Pole
Poles
Pôles

2

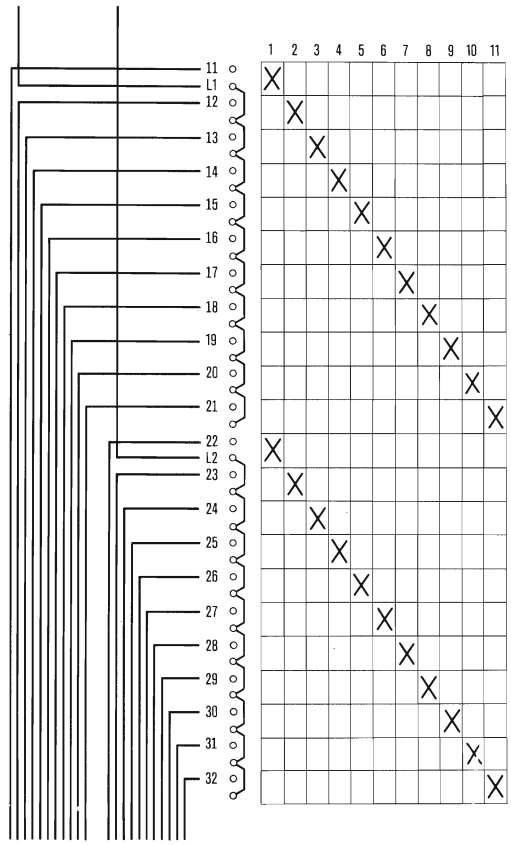

T0-11-15296
T3-11-15296

FS 302

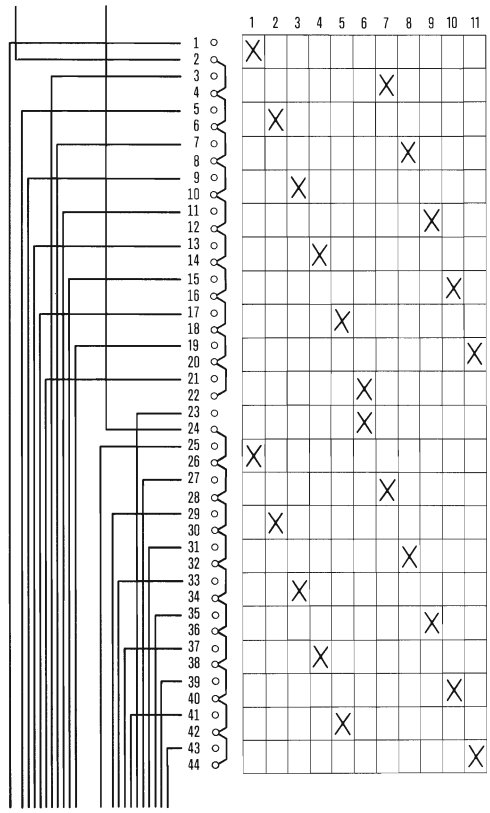

T0-11-8258
T3-11-8258

FS 302

1 Stufe/Stellung geschlossen
One step/position closed
1 cran/position fermée

Pole
Poles
Pôles

mit Nullstellung
with „OFF“ position
avec position zéro

3

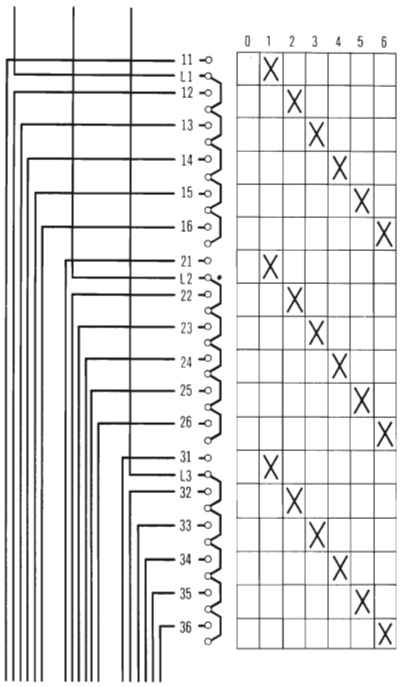

T0-9-15147
T3-9-15147

FS 426

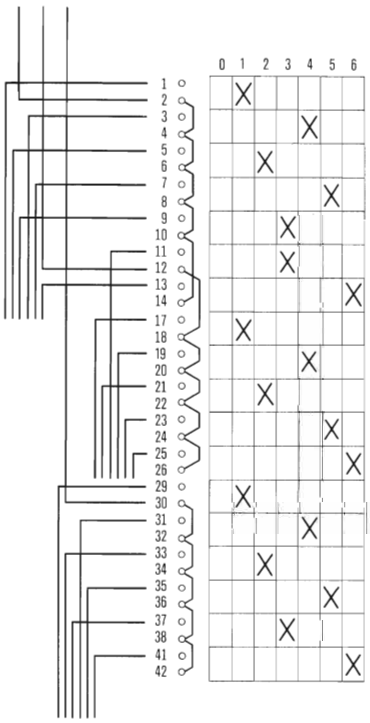

T0-9-8284
T3-9-8284

FS 426

Pole
Poles
Pôles

3

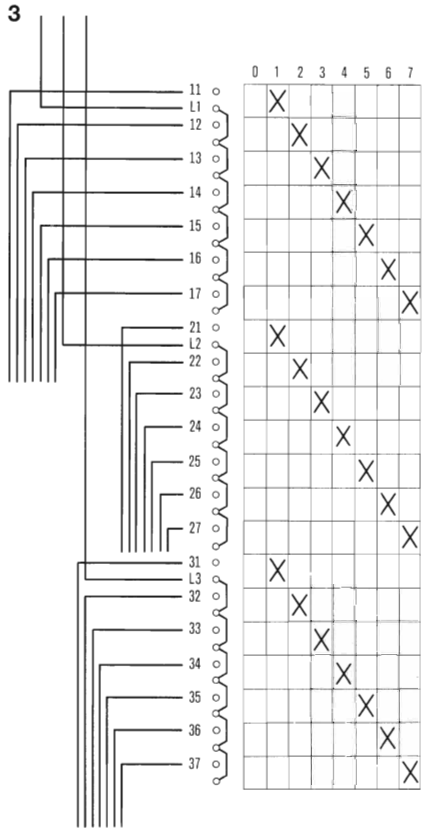

T0-11-15148
T3-11-15148

FS 428

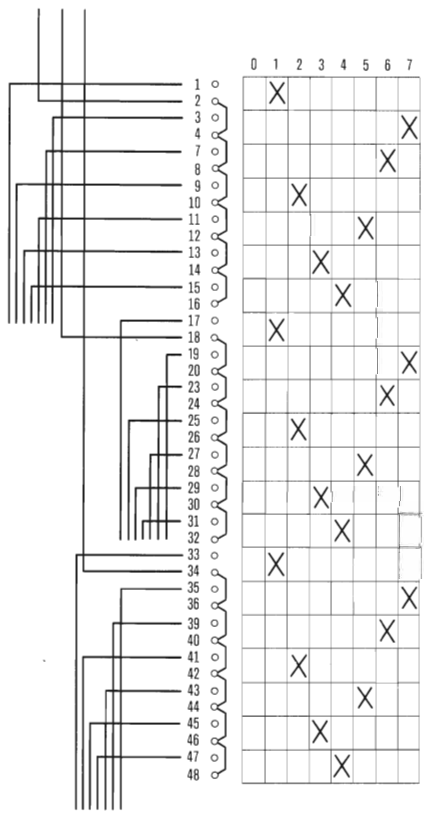

T0-11-8285
T3-11-8285

FS 428

Pole
Poles
Pôles

3

T0-9-15153
T3-9-15153

FS 410

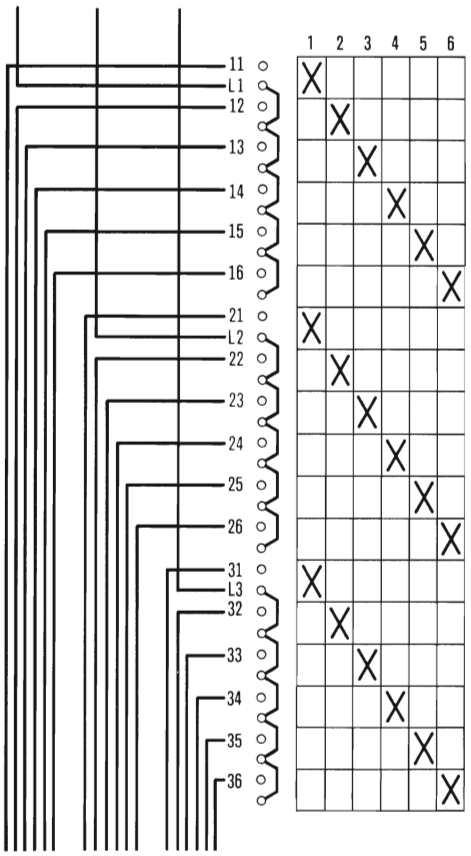

Pole
Poles
Pôles

3

T0-11-15154
T3-11-15154

FS 412

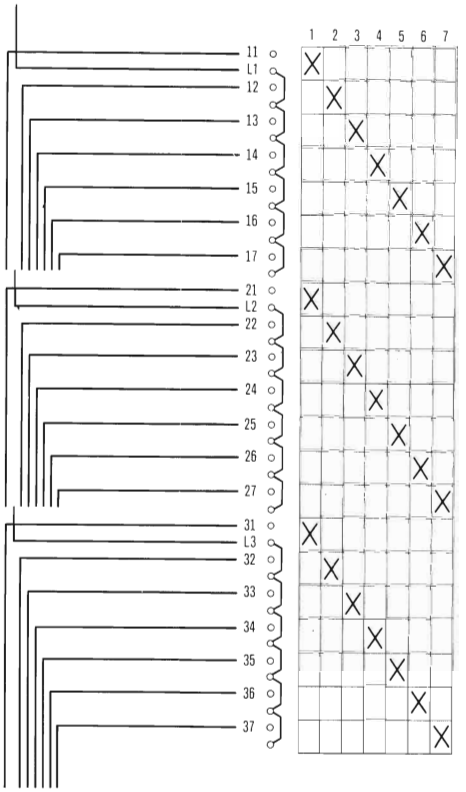

T0-9-8273
T3-9-8273

FS 610

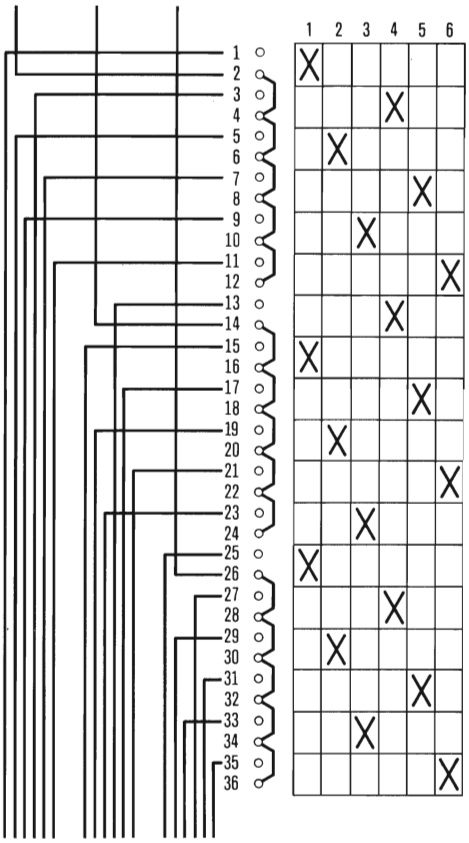

T0-11-8274
T3-11-8274

FS 412

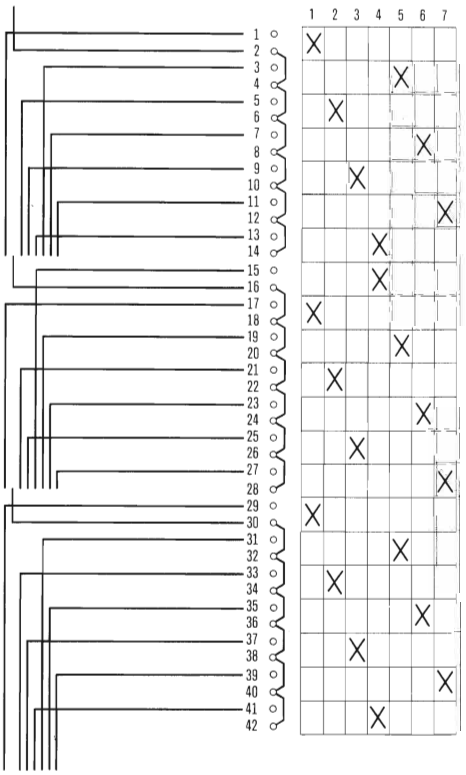

1 Stufe/Stellung geschlossen
One step/position closed
1 cran/position fermée

Pole
Poles
Pôles

4

T0-10-8483
T3-10-8483

FS 424

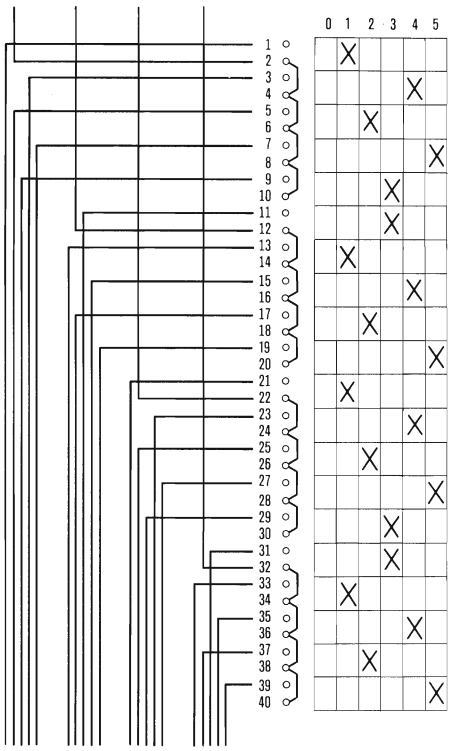

T0-10-8478
T3-10-8478

FS 608

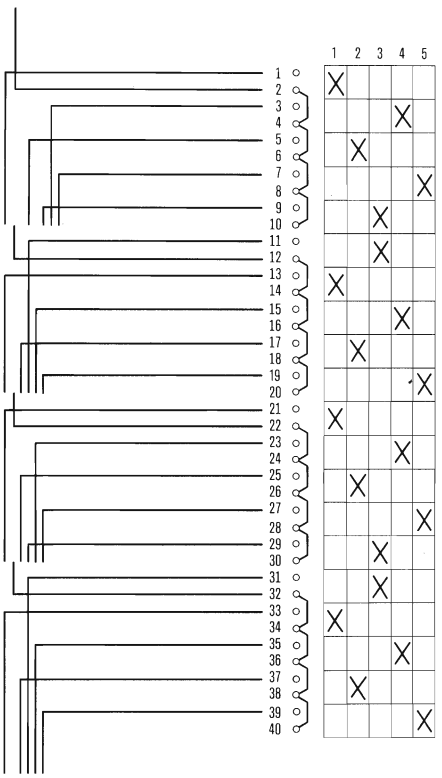

Pole
Poles
Pôles

5

T0-10-8485
T3-10-8485

FS 406

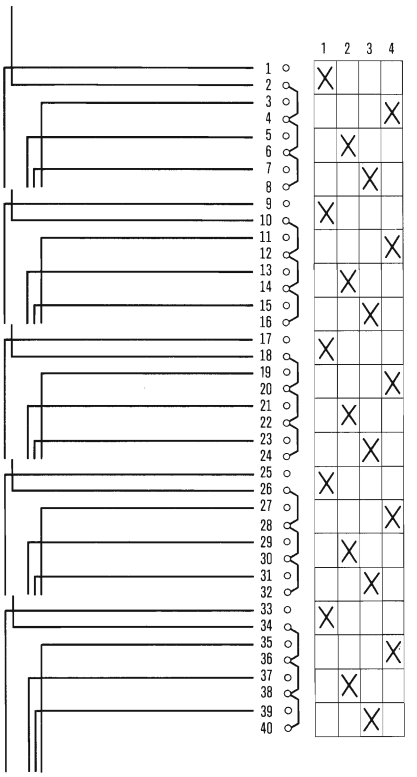

T0-10-8488
T3-10-8488

FS 422

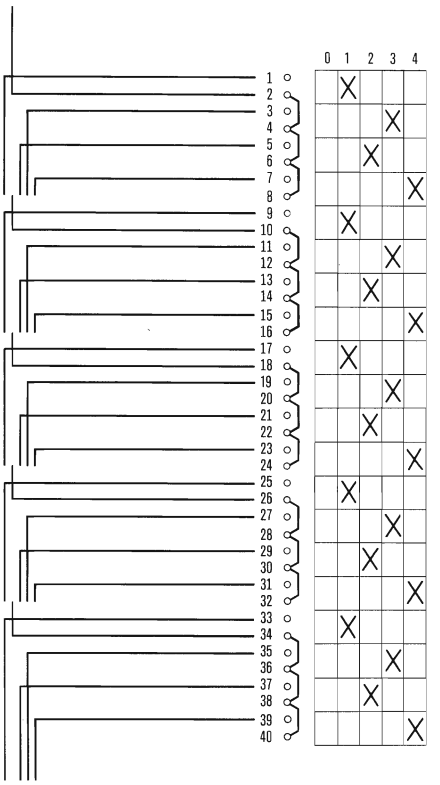

Pole
Poles
Pôles

ohne Nullstellung
without "OFF" position
sans position zéro

6

T0-9-8489
T3-9-8489

FS 604

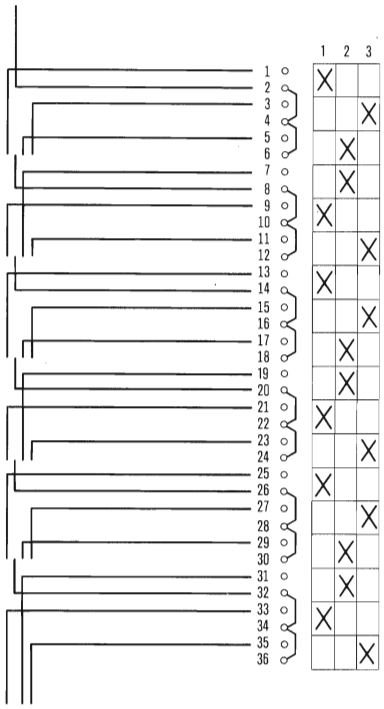

mit Nullstellung
with "OFF" position
avec position zéro

T0-9-8492
T3-9-8492

FS 420

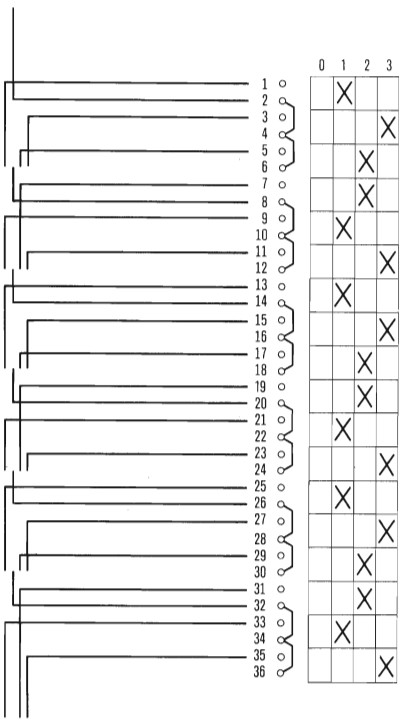

Pole
Poles
Pôles

ohne Nullstellung
without "OFF" position
sans position zéro

7

T0-11-8494
T3-11-8494

FS 604

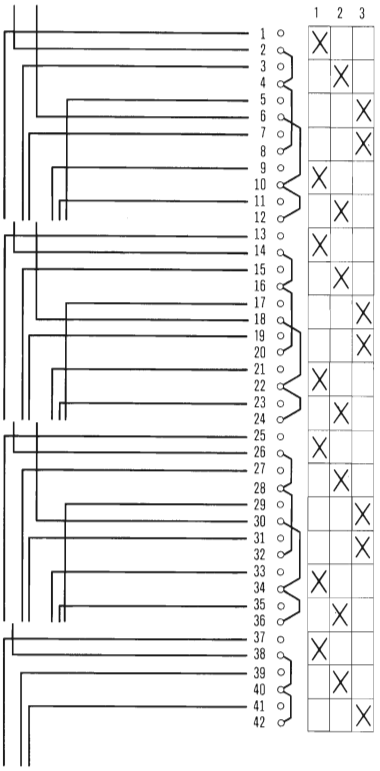

mit Nullstellung
with "OFF" position
avec position zéro

T0-11-8496
T3-11-8496

FS 420

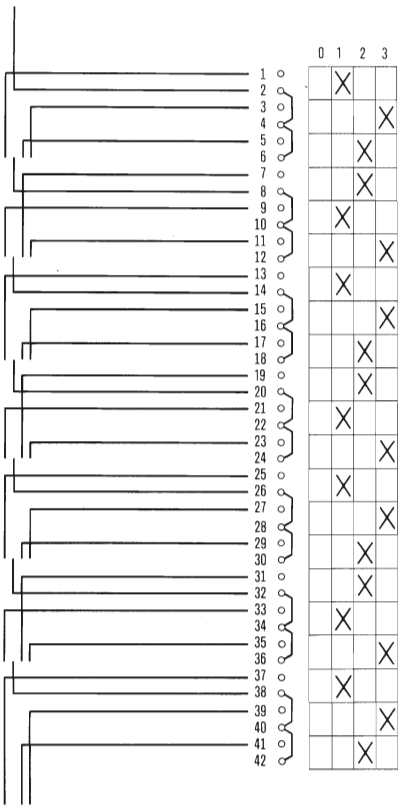

Pole
Poles
Pôles

mit Nullstellung
with „OFF“ position
avec position zéro

3

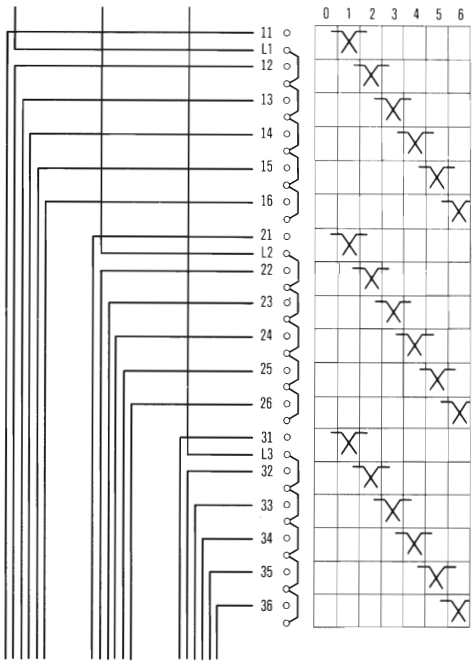

T0-9-15039
T3-9-15039

FS 426

Pole
Poles
Pôles

ohne Nullstellung
without „OFF“ position
sans position zéro

3

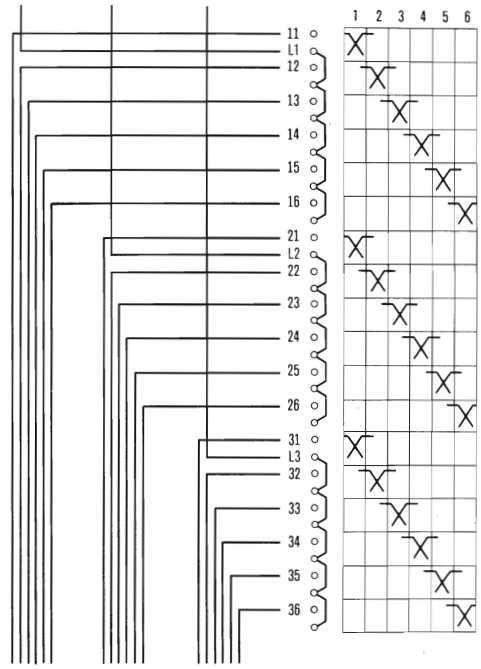

T0-9-15020
T3-9-15020

FS 410

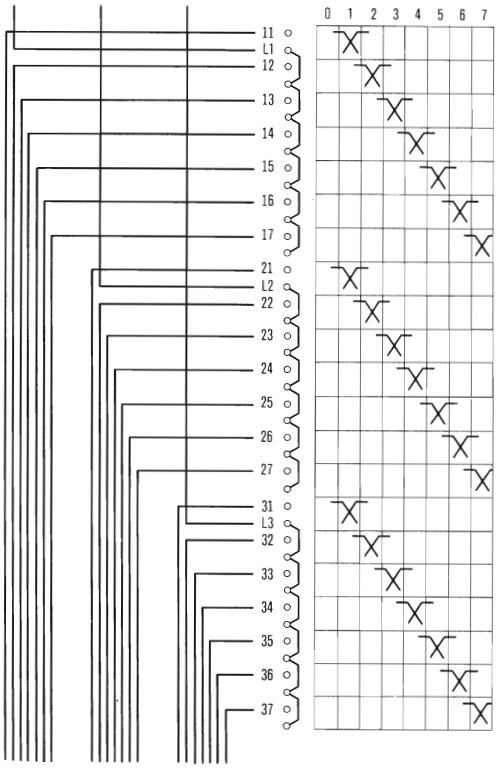

T0-11-15040
T3-11-15040

FS 428

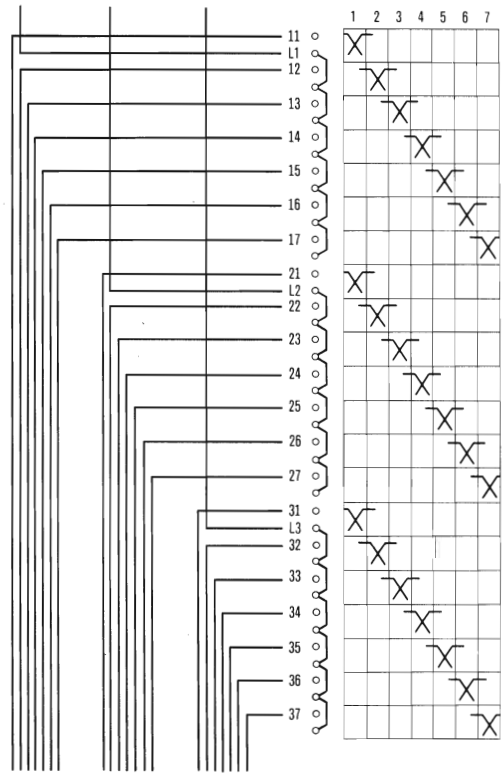

T0-11-15021
T3-11-15021

FS 412

Betriebsarten-Wahlschalter
für Pressensteuerungen

T0-...-.../E
Schaltwinkel 60 Grad
+ Zylinderschloß-Sperre
+ Abdeckhaube
+ Zusatzschild

Operating mode selector
switch for press controls

T0-...-.../E
Switching angle 60 degrees
+ Cylinder lock
+ Cover
+ Additional plate

Sélecteur de modes
pour commandes de presse

T0-...-.../E
Angle de rotation 60°
+ Verrouillage en rotation par serrure à clé
+ Capot
+ Plaque indicatrice

Betriebsarten:

0 Sperrung
1 Einrichten über 2 Hand
2 Einzelhub-2 Hand

Operating modes:

0 Lock
1 Setting 2-hand
2 Single stroke 2-hand

Modes de fonctionnement:

0 Verrouillage
1 Réglage à 2 mains
2 Course isolée à 2 mains

T0-4-15551/E
+SVA-T3
+H3-T0
+Bezeichnungsschild/Front plate/Plastron:

0 Sperrung
1 Einrichten
2 Einzelhub-2 Hand

0 Lock
1 Setting 2-hand
2 Single stroke 2-hand

0 Verrouillage
1 Réglage à 2 mains
2 Course isolée à 2 mains

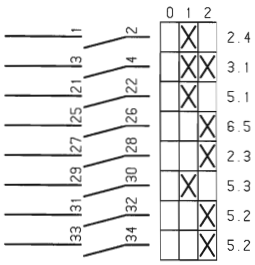

T0-4-15551
T3-4-15551

FS 614

Betriebsarten:

0 Sperrung
1 Einrichten über 2 Hand
2 Einzelhub-2 Hand
3 Einzelhub-Fuß
4 autom. Dauerlauf-Fuß

Operating modes:

0 Lock
1 Setting 2-hand
2 Single stroke 2-hand
3 Single stroke foot
4 Autom. continuous operation foot

Modes de fonctionnement:

0 Verrouillage
1 Réglage à 2 mains
2 Course isolée à 2 mains
3 Course isolée au pied
4 Marche continue automatique au pied

T0-9-15552/E
+SVA-T3
+H4-T0
+Bezeichnungsschild/Front plate/Plastron:
BSAK 105 × 37 (...)

0 Sperrung	3 Einzelhub-Fuß
1 Einrichten	4 autom. Dauerlauf-Fuß
2 Einzelhub-2 Hand	
3+4 nur für sichere Werkzeuge	

0 Lock	3 Single stroke foot
1 Setting	4 Autom. continuous operation foot
2 Single stroke 2-hand	
3+4 only for safe tools	

0 Verrouillage	3 Course isolée au pied
1 Réglage	4 Marche continue automatique au pied
2 Course isolée à 2 mains	
3+4 uniquement pour les outils sécure	

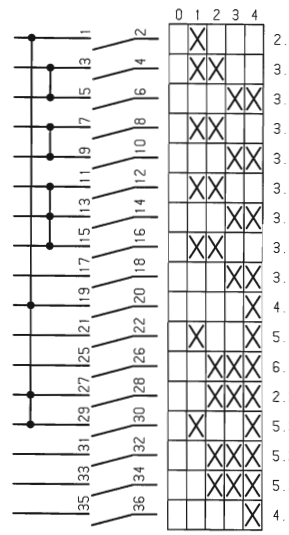

T0-9-15552
T3-9-15552

FS 618

Betriebsarten-Wahlschalter

Operating mode selector switch
Sélecteur de modes

Betriebsarten-Wahlschalter
für Pressensteuerungen

T0-...-.../E
Schaltwinkel 60 Grad
+ Zylinderschloß-Sperre
+ Abdeckhaube
+ Zusatzschild

Operating mode selector
switch for press controls

T0-...-.../E
Switching angle 60 degrees
+ Cylinder lock
+ Cover
+ Additional plate

Sélecteur de modes
pour commandes de presse

T0-...-.../E
Angle de rotation 60°
+ Verrouillage en rotation par serrure à clé
+ Capot
+ Plaque indicatrice

Betriebsarten:

0 Sperrung
1 Einrichten über 2 Hand
2 Einzelhub-2 Hand
3 Einzelhub-Fuß
4 Autom. Dauerlauf-Fuß
5 Dauerlauf-Fuß

Operating modes:

0 Lock
1 Setting 2-hand
2 Single stroke 2-hand
3 Single stroke foot
4 Autom. continuous operation foot
5 Continous operation foot

Modes de fonctionnement

0 Verrouillage
1 Réglage à 2 mains
2 Course isolée à 2 mains
3 Course isolée au pied
4 Marche continue automatique au pied
5 Marche continue au pied

T0-9-15553/E
+SVA-T3
+H4-T0
+Bezeichnungsschild/Front plate/Plastron:

0 Sperrung	3 Einzelhub-Fuß
1 Einrichten	4 Autom. Dauerlauf-Fuß
2 Einzelhub-2 Hand	5 Dauerlauf-Fuß

3,4,5 nur für sichere Werkzeuge

0 Lock	3 Single stroke foot
1 Setting 2-hand	4 Autom. continuous operation foot
2 Single stroke 2-hand	5 Continous operation foot

3,4,5 only for safe tools

0 Verrouillage	3 Course isolée au pied
1 Réglage à 2 mains	4 Marche continue automatique au pied
2 Course isolée à 2 mains	5 Marche continue au pied

3,4,5 uniquement pour les outils sécure

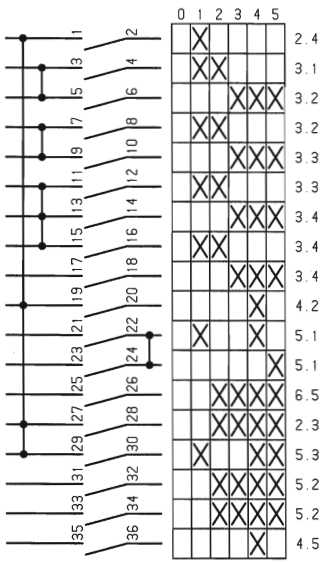

T0-9-15553
T3-9-15553

FS 620

Betriebsarten:

1 Aus
2 Einrichten
3 Einzelhub
4 Dauerhub
5 Autom. Einzelhub
6 Autom. Dauerhub

Operating modes:

1 OFF
2 Setting
3 Single stroke
4 Continuous stroke
5 Autom. sinlge stroke
6 Autom. continuous stroke

Modes de fonctionnement:

1 ARRET
2 Réglage
3 Course isolée
4 Course continue
5 Course isolée Auto
6 Course continue Auto

T0-6-15554/E
+SVA-T3
+H4-T0
+Bezeichnungsschild/Front plate/Plastron:

1 AUS	4 Dauerhub
2 Einrichten	5 Autom. Einzelhub
3 Einzelhub	6 Autom. Dauerhub

4,5,6 nur für sichere Werkzeuge

1 OFF	4 Continuous stroke
2 Setting	5 Autom. single stroke
3 Single stroke	6 Autom. continuous stroke

4,5,6 only for safe tools

1 ARRET	4 Course continue
2 Réglage	5 Course isolée Auto
3 Course isolée	6 Course continue Auto

4,5,6 uniquement pour les outils sécure

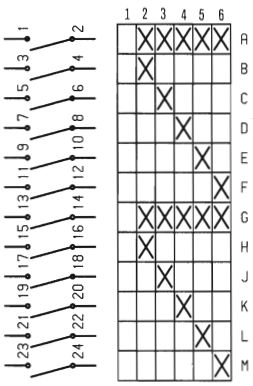

T0-6-15554
T3-6-15554

FS 610

nach Verwendungszweck
by application
classés par type d'application

Baugröße T5B, T5 bis I_u = 100 A
Switch size T5B, T5 up to I_u = 100 A
Modèle T5B, T5 jusqu'à I_u = 100 A

3/02

Verwendungszweck

Die Angabe eines Verwendungszweckes, wie „Polumschalter“ bezeichnet das Haupteinsatzgebiet. Der Schalter ist genausogut als Steuerschalter oder z. B. Heizungsschalter einsetzbar, wenn die Schaltung und die technischen Daten mit der Projektierung übereinstimmen.

Application

An application such as “Multi-speed switches” defines the main area of application. The switch can be used just as well as a control switch or e. g. heater switch if the contact sequence and the technical data meet design requirements.

Type d’application

L’indication d’un type d’application comme «Commutateur de pôles» désigne le principal domaine d’utilisation de l’appareil. Ce dernier peut toutefois être utilisé pour d’autres applications (commutateur de commande ou de chauffage, par exemple), à condition que le schéma et les caractéristiques techniques soient adaptées.

Hauptschalter	**Main switches**	**Interrupteurs généraux**
Reparaturschalter	Maintenance switch	Interrupteurs de réparation
Sicherheitsschalter	Safety switch	Interrupteurs de securité
EIN-AUS-Schalter	ON-OFF switch	Commutateurs Marche-Arrêt
Umschalter	**Changeover switches**	**Inverseurs**
Wende-Schalter	**Reversing switches**	**Inverseurs de marche**
Stern-Dreieck-Schalter	**Star-delta switches**	**Commutateurs étoile-triangle**
Wende-Stern-Dreieck-Schalter	**Reversing star-delta switches**	**Inverseurs étoile-triangle**
Polumschalter	**Speed switches**	**Commutateurs de pôles**
Wende-Polumschalter	**Speed reversing switches**	**Inverseurs-commutateurs de pôles**
Polumschalter	**Speed switches**	**Commutateurs de pôles**
2 Drehzahlen, 2 getrennte Wicklungen	2 speeds, 2 separate windings	2 vitesses, 2 enroulements séparés
3 Drehzahlen, 2 getrennte Wicklungen	3 speeds, 2 separate windings	3 vitesses, 2 enroulements séparés
3 Drehzahlen, 1 Wicklung	3 speeds,1 winding	3 vitesses, 1 enroulement
4 Drehzahlen, 2× Dahlander	4 speeds, 2 tapped windings	4 vitesses, 2 couplages «Dahlander»
Mehr-Motoren-Schalter	**Multi motor switches**	**Commutateurs pour plusieurs moteurs**
Hilfsphasen-Schalter	**Single-phase switches**	**Commutateurs de phases auxiliaires**
Steuermotorenschalter	**Switches for servo-motors**	**Commutateurs pour servo-moteurs**
Synchronisierschalter	**Synchronizing switches**	**Sélecteurs de synchronisation**
Heizungsschalter	**Heater switches**	**Commutateurs de chauffage**
Stufenschalter	**Step switches**	**Commutateurs à gradins**
mit/ohne Nullstellung	with/without “OFF”-position	avec/sans position «0»
mit unterbrechungsloser Umschaltung	with non-interrupted changeover	sans interruption à la commutation
mit Zuschaltung von Stufen	with incremental steps	mise en service de crans
mit Nullstellung	with “OFF”-position	avec position «0»
Spannungsmesser-Umschalter	**Voltmeter selector switches**	**Commutateurs de voltmètre**
Strommesser-Umschalter	**Ammeter selector switches**	**Commutateurs d’ampèremètre**
Spannungs-Strommesser-Umschalter	**Voltmeter-ammeter selector switches**	**Commutateurs de voltmètre/ampèremètre**
Leistungsmesser-Umschalter	**Wattmeter selector switches**	**Commutateurs de wattmètre**
Leistungsfaktormesser-Umschalter	**Power factor selector switches**	**Commutateurs de mesure de cos phi**
Meßstellen-Umschalter	**Test-point selector switches**	**Commutateurs de points de mesure**
Steuerschalter	**Control switches**	**Commutateurs de commande**
Tastschalter	Impulse switches	Commutateurs à retour automatique
Stellschalter	Stay-put switch	Commutateurs à position stables
Umschalter	Changeover switches	Inverseurs
Programmschalter	**Mode selector switches**	**Sélecteurs de service**
Wechselstromschalter	**A.C. switches**	**Commutateurs pour courant alternatif**
Codierschalter	**Coding switches**	**Commutateurs de codage**
Spezialschalter	**Special switches**	**Commutateurs spéciaux**
Standardisierte Verriegelungen	**Standard interlock**	**Verrouillage standards**
Betriebsarten-Wahlschalter	**Operating mode selector switches**	**Sélecteurs de modes**

Baugröße / Switch size / Taille

T0	T3	**T5B**	**T5**
Bemessungsbetriebsleistung AC-3 / Rated operational power AC-3 / Puissance assignées d'emploi AC-3			
4 kW (380 – 440 V)	11 kW (380 – 440 V)	**22 kW (380 – 440 V)**	**37 kW (380 – 440 V)**
Bemessungsdauerstrom / Rated uninterrupted current / Courant assigné ininterrompu			
20 A	32 A	**63 A**	**100 A**
2/04 2/04 2/06 + 2/78		**3/03** **3/03** **3/02 + 3/05**	
2/07 + 2/78		**3/06**	
2/11		**3/11**	
2/13		**3/13**	
2/16		**3/17**	
2/17		**3/18**	
2/20		**3/21**	
2/21 2/24 2/30 + 2/79 2/31 + 2/80		**3/22** **3/25** **3/32** **3/33**	
2/31		**3/34**	
2/32		**3/35**	
2/34			
2/34			
2/35		**3/37**	
2/37 + 2/81 2/49 + 2/81 2/54 2/56		**3/39** **3/56** **3/58**	
2/58			
2/60		**3/60**	
2/62			
2/63			
2/63			
2/65			
2/66 2/70 2/72		**3/61** **3/63** **3/64**	
2/74			
2/75		**3/65**	
2/76			
2/77			
		3/66	
2/89			

Pole Poles Pôles		O	I	**Typ** Type Type	**Typ** Type Type
					FS 908
1	1 o 2 o		X	**T5B-1-8200**	**T5-1-8200**
2	3 o 4 o		X	**T5B-1-102**	**T5-1-102**
3	5 o 6 o		X	**(T5B-2-1) P3-63**	**(T5-2-1) P3-100**
4	(N) 7 o (N) 8 o		X	***) T5B-2-8293**	***) T5-2-8293**
5	9 o 10 o		X	**T5B-3-8341**	**T5-3-8341**
6	11 o 12 o		X	**T5B-3-8342**	**T5-3-8342**
7	13 o 14 o		X	**T5B-4-8343**	**T5-4-8443**
8	15 o 16 o		X	**T5B-4-8344**	**T5-4-8344**
9	17 o 18 o		X	**T5B-5-8345**	**T5-5-8345**
10	19 o 20 o		X	**T5B-5-8346**	**T5-5-8346**
11	21 o 22 o		X	**T5B-6-8347**	**T5-6-8347**
12	23 o 24 o		X	**T5B-6-8348**	**T5-6-8348**
13	25 o 26 o		X	**T5B-7-8349**	**T5-7-8349**
14	27 o 28 o		X	**T5B-7-8350**	**T5-7-8350**
15	29 o 30 o		X	**T5B-8-8351**	**T5-8-8351**
16	31 o 32 o		X	**T5B-8-8352**	**T5-8-8352**
	33 o 34 o		X		
18	35 o 36 o		X	**T5B-9-8354**	**T5-9-8354**
	37 o 38 o		X		
20	39 o 40 o		X	**T5B-10-8356**	**T5-10-8356**

*) N = voreilend ein / early neutral / neutre à fermeture avancée

Hauptschalter, Reparaturschalter, Sicherheitsschalter

mit Lastabwurfkontakt und (oder) Schaltstellungsmeldung

Hauptstrombahnen Main contacts Pôles principaux	Hilfsstrombahnen Auxiliary contacts Contacts auxiliaires: Schließer M Make F Travail ≙ sond 30	Öffner B Break O Repos ≙ sond 29	Kontakte Contacts Contacts → Seite/page 3/66 & AWA	Schaltdiagramm Contact diagram Diagrammes	FS 908 Typ Type	alternativ Typ alternativ type alternatif réf.
3	1	–	L1, L2, L3 1 3 5 13 / 2 4 6 14	1-2, 3-4, 5-6; 13-14	T5B-2-15169 T5-2-15169	→ P3-63/.../HI11 → P3-100/.../HI11
3	–	1	L1, L2, L3 1 3 5 11 / 2 4 6 12	1-2, 3-4, 5-6; 11-12	T5B-2-113 T5-2-113	→ P3-63/.../HI11 → P3-100/.../HI11
3	2	–	L1, L2, L3 1 3 5 13 23 / 2 4 6 14 24	1-2, 3-4, 5-6; 13-14, 23-24	T5B-3-15260 T5-3-15260	→ P3-63/.../2HI11 → P3-100/.../2HI11
3	2	–	L1, L2, L3 1 3 5 13 23 / 2 4 6 14 24	1-2, 3-4, 5-6; 13-14, 23-24	T5B-3-15240 T5-3-15240	
3	2	1	L1, L2, L3 1 3 5 13 21 23 / 2 4 6 14 22 24	1-2, 3-4, 5-6; 13-14, 23-24; 21-22	T5B-3-15159 T5-3-15159	→ P3-63/.../HI11
3	2	2	L1, L2, L3 1 3 5 13 21 31 43 / 2 4 6 14 22 32 44	1-2, 3-4, 5-6; 13-14, 43-44; 21-22, 31-32		P3-63/.../2HI11 P3-100/.../2HI11
3+N	1	1	L1, L2, L3 1 3 5 N 13 21 / 2 4 6 N 14 22	1-2, 3-4, 5-6; N-N; 13-14; 21-22	T5B-3-130 T5-3-130	→ P3-63/.../HI11/N → P3-100/.../HI11/N
3+N	1	1	L1, L2, L3 1 3 5 N 13 11 / 2 4 6 N 14 12	1-2, 3-4, 5-6; N-N; 13-14; 11-12	T5B-3-15284 T5-3-15284	
6	1	1	1 3 5 7 9 11 13 21 / 2 4 6 8 10 12 14 22	1-12; 13-14; 21-22	T5B-4-15164 T5-4-15164	
6	2	–	1 3 5 7 9 11 13 23 / 2 4 6 8 10 12 14 24	1-12; 13-14, 23-24	T5B-4-15700 T5-4-15700	
9	2	1	1 3 5 7 9 11 13 15 17 23 31 33 / 2 4 6 8 10 12 14 16 18 24 32 34	1-18; 23-24, 33-34; 31-32	T5B-6-15168 T5-6-15168	

Reparaturschalter, Sicherheitsschalter

mit Lastabwurfkontakt und Schaltstellungsmeldung

Maintenance switch, safety switch
with load-sharing contacts and position indicator
Interrupteurs de réparation, interrupteurs de sécurité
avec contact «de précoupure» et indicateur de position

Hauptstrombahnen Main contacts Pôles principaux	Hilfsstrombahnen Auxiliary contacts Contacts auxiliaires Schließer M Make F Travail ≙ sond 30	Öffner B Break O Repos ≙ sond 29	Sicherheitsschalter Safety switch Interrupteur de sécurité Schaltdiagramm identisch mit Contact diagram identical to Diagrammes identiques à alter Typ, old type, ancienne réf.	FS 908 → alter Typ, old type, ancienne réf.	Schalter Switch Commutateur neuer Typ new type nouvelle réf.
			Typ Type Type	**Typ** Type Type	
3	**–**	**–**	**T4A-25/I-SVB**		**P3-63/I-SI**
3	**1**	**–**	**T4A-25/I-SVB+HI10**		**P3-63/I-SI+HI11**
3	**–**	**1**	**T4A-25/I-SVB+HI 01**		**P3-63/I-SI+HI11**
3	**2**	**–**	**T4A-25/I-SVB+HI 20**	**T4A-30/I3-SVB(+HI20)**	**P3-63/I-SI+2×HI11**
3	**2**	**1**	**T4A-25/I-SVB+HI 21**	**T4A-30/I3-SVB+HI21**	**P3-63/I-SI+2×HI11**
3	**2**	**2**	**T4A-25/I-SVB+HI 22**	**T4A-30/I3-SVB+HI22**	**P3-63/I-SI+2×HI11**
3+N	**–**	**–**	**T4A-254/I-SVB**	**T4A-304/I3-SVB**	**P3-63/I-SI+N**
3+N	**1**	**1**	**T4A-254/I-SVB+HI 11**	**T4A-304/I3-SVB+HI11**	**P3-63/I-SI+N+HI11**
6	**–**	**–**	**T4A-256/I-SVB**	**T4A-306/I3-SVB**	**T5B-3-8342/I-SI**
6	**1**	**1**	**T4A-256/I-SVB+HI 11**	**T4A-306/I3-SVB+HI11**	**T5B-4-15164/I-SI**
6	**2**	**–**	**T4A-256/I-SVB+HI 20**	**T4A-306/I3-SVB+HI20**	**T5B-4-15700/I-SI**

Schaltungsbeispiel für einen Sicherheitsschalter mit Lastabwurfkontakt und Schaltstellungsanzeige

Example of a circuit diagram for a safety switch with load-sharing contacts and position indicator

Exemple de schéma pour un interrupteur de sécurité avec contact à délestage brusque et affichage de position

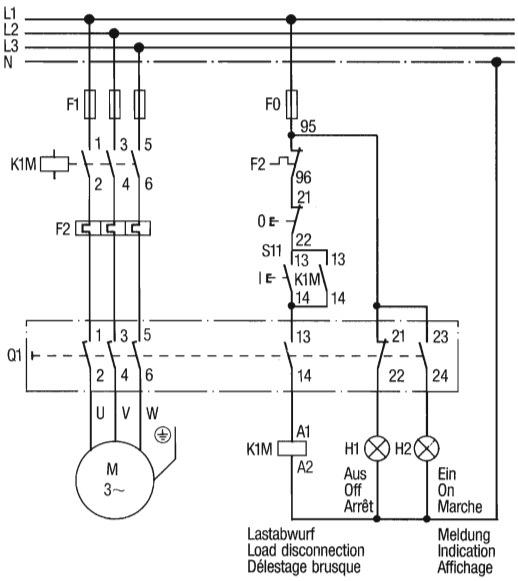

Q1 = Sicherheitsschalter Safety switch Interrupteur de sécurité

Schaltungsbeispiel für einen Sicherheitsschalter „Q1" und Prüfschalter „S1"

Example of a circuit diagram for a safety switch "Q1" and test switch "S1"

Exemple de schéma pour un interrupteur de sécurité «Q1» et un interrupteur de test «S1»

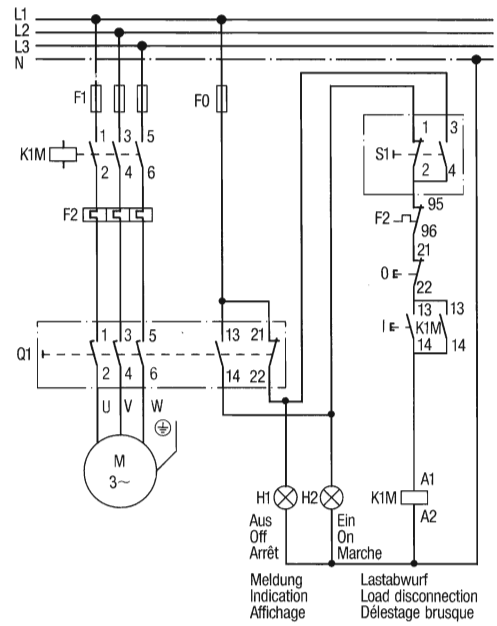

Q1 = Sicherheitsschalter Safety switch Interrupteur de sécurité

Schaltdiagramm

Hauptstrombahnen
Hilfsstrombahnen Schließer
Hilfsstrombahnen Öffner

Schaltwinkel

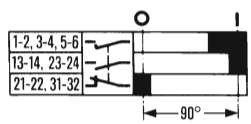

Contact diagram

Main contacts
Auxiliary contacts M contact
Auxiliary contacts B contact

Switching angle

Schéma

Pôles principaux
Circuits auxiliaires contact (F)
Circuits auxiliaires contact (O)

Secteur balayé

Pole Poles Pôles		**Type** Type Type	**Type** Type Type	
1		**T5B-1-15471**	**T5-1-15471**	 FS 945
2		**T5B-1-15472**	**T5-1-15472**	
3		**T5B-2-15473**	**T5-2-15473**	
4	(N) (N)	*) **T5B-2-15474**	*) **T5-2-15474**	
5		**T5B-3-15475**	**T5-3-15475**	
6		**T5B-3-15476**	**T5-3-15476**	
1		**T5B-1-15481**	**T5-1-15481**	 FS 907
2		**T5B-1-15482**	**T5-1-15482**	
3		**T5B-2-15483**	**T5-2-15483**	
4		*) **T5B-2-15484**	*) **T5-2-15484**	
				 FS 908
4		**T5B-2-8324**	**T5-2-8324**	
2		**T5B-1-8201**	**T5-1-8201**	 FS 611
3		**T5B-2-8202**	**T5-2-8202**	
4		**T5B-2-8203**	**T5-2-8203**	
				 FS 9194
3		**T5B-2-8224**	**T5-2-8224**	
4		*) **T5B-2-8225**	*) **T5-2-8225**	
2		**T5B-1-15108**	**T5-1-15108**	 FS 926 Mit Rundschaltung Complete rotation Commutation sans butée
4		*) **T5B-3-15042**	*) **T5-3-15042**	 FS 926 Mit Rundschaltung Complete rotation Commutation sans butée
1		**T5B-1-8001**	**T5-1-8001**	 FS 925 Mit Rundschaltung Complete rotation Commutation sans butée
2		**T5B-1-8002**	**T5-1-8002**	
3		**T5B-2-8208**	**T5-2-8208**	

*) N = voreilend ein / early make neutral / neutre à fermeture avancée

Umschalter

ohne 0-Stellung (Wechselschalter)

Change over switches without "OFF" Position (2 way switch)

Commutateurs de sélection sans position zéro (commutateur d'escalier)

Pole Poles Pôles		**Typ** Type Type	**Typ** Type Type	
1		**T5B-1-8220**	**T5-1-8220**	 FS 943
2		**T5B-2-8221**	**T5-2-8221**	
3		**T5B-3-8222**	**T5-3-8222**	
4		**T5B-4-8223**	**T5-4-8223**	
5		**T5B-5-8369**	**T5-5-8369**	
6		**T5B-6-8370**	**T5-6-8370**	
7		**T5B-7-8371**	**T5-7-8371**	
8		**T5B-8-8372**	**T5-8-8372**	
9		**T5B-9-8373**	**T5-9-8373**	
10		**T5B-10-8374**	**T5-10-8374**	

1		**T5B-1-15441**	**T5-1-15441**	 FS 902
2		**T5B-2-15442**	**T5-2-15442**	
3		**T5B-3-15443**	**T5-3-15443**	

1		**T5B-1-34**	**T5-1-34**	 FS 943
2		**T5B-2-39**	**T5-2-39**	
3		**T5B-3-50**	**T5-3-50**	
4		**T5B-4-90**	**T5-4-90**	

mit Rückzug nach „1"
with spring return to "1"
avec retour automatique
en position «1»

1		**T5B-1-8295**	**T5-1-8295**	 FS 496
2		**T5B-2-8296**	**T5-2-8296**	
3		**T5B-3-8297**	**T5-3-8297**	

Pole Poles Pôles		**Type** Type Type	**Type** Type Type	
1		**T5B-1-8210**	**T5-1-8210**	 FS 684
2		**T5B-2-8211**	**T5-2-8211**	
3		**T5B-3-8212**	**T5-3-8212**	
4		**T5B-4-8213**	**T5-4-8213**	
5		**T5B-5-8361**	**T5-5-8361**	
6		**T5B-6-8362**	**T5-6-8362**	
7		**T5B-7-8363**	**T5-7-8363**	
8		**T5B-8-8364**	**T5-8-8364**	
9		**T5B-9-8365**	**T5-9-8365**	
10		**T5B-10-8366**	**T5-10-8366**	

1		**T5B-1-8218**	**T5-1-8218**	 FS 953
2		**T5B-2-8219**	**T5-2-8219**	
3		**T5B-3-8299**	**T5-3-8299**	
4		**T5B-4-8294**	**T5-4-8294**	

1		**T5B-1-15421**	**T5-1-15421**	 FS 429
2		**T5B-2-15422**	**T5-2-15422**	
3		**T5B-3-15423**	**T5-3-15423**	

1		**T5B-1-15180**	**T5-1-15180**	 FS 621
2		**T5B-2-37**	**T5-2-37**	
3		**T5B-3-7**	**T5-3-7**	
4		**T5B-4-88**	**T5-4-88**	

Umschalter

mit 0-Stellung (Gruppenschalter)

Change over switches with "OFF" Position (Group switch)

Commutateurs de groupe avec position zéro (Interrupteurs de groupe)

Pole Poles Pôles	Typ Type Type	Typ Type Type	
1			 FS 644
2	**T5B-2-35**	**T5-2-35**	
3	**T5B-3-6**	**T5-3-6**	
4	**T5B-4-86**	**T5-4-86**	

1			 FS 644
2			
3			
4	**T5B-4-8480**	**T5-4-8480**	
5			
6			
7			
8	**T5B-8-8498**	**T5-8-8498**	

mit Rückzug nach „0“
with spring return to "0"
avec retour automatique en position «0»

1	**T5B-1-8214**	**T5-1-8214**	 FS 4011
2	**T5B-2-8215**	**T5-2-8215**	
3	**T5B-3-8216**	**T5-3-8216**	

mit Rückzug nach „0“
with spring return to "0"
avec retour automatique en position «0»

1			 FS 458
2	**T5B-3-15372**	**T5-3-15372**	
3	**T5B-4-15373**	**T5-4-15373**	

Pole Poles Pôles	**Typ** Type Type	**Typ** Type Type
1	**T5B-3-38**	**T5-3-38**
2	**T5B-4-48**	**T5-4-48**
3	**T5B-5-89**	**T5-5-89**
4		

mit Verriegelung (sond 29)*
with interlocking provision (sond 29)*
avec verrouillage (sond 29)*

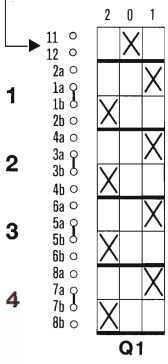

SOND 29

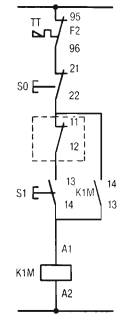

FS 621

1	**T5B-3-36**	**T5-3-36**
2	**T5B-4-47**	**T5-4-47**
3	**T5B-5-87**	**T5-5-87**
4		

mit Verriegelung (sond 29)*
with interlocking provision (sond 29)*
avec verrouillage (sond 29)*

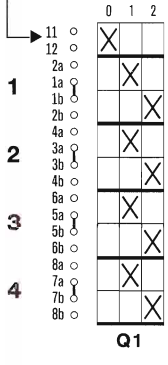

SOND 29

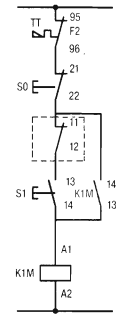

FS 644

Rundschaltung in beide Richtungen
Complete rotation in both directions
Rotation totale dans les deux sens

1	**T5B-1-15043**	**T5-1-15043**
2	**T5B-2-15044**	**T5-2-15044**
3	**T5B-3-15045**	**T5-3-15045**

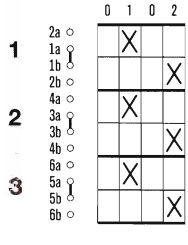

FS 928

***) sond 29:**

Verriegelung mit Schütz
Netzzuschaltung durch Schütz **nur** in der „0"-Stellung des Schalters (Nullstellungszwang)

Interlocking with contactor
Mains connection by contactor **only** when cam switch is in "0" position (Off position interlock)

Avec asservissement supplémentaire par bouton de mise en marche
Le contacteur ne se ferme qu'à la position «0» du commutateur

Pole
Poles
Pôles

3

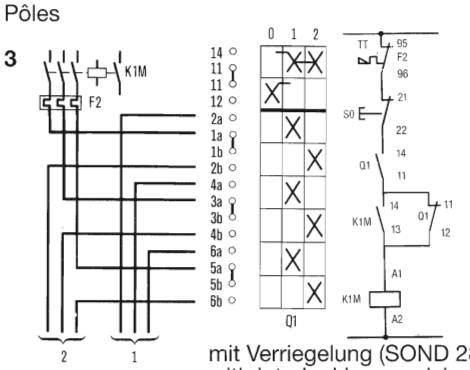

T5B-4-46
T5-4-46

FS 644

mit Verriegelung (SOND 28)*
with interlocking provision (SOND 28)*
avec verrouillage (SOND 28)*

3

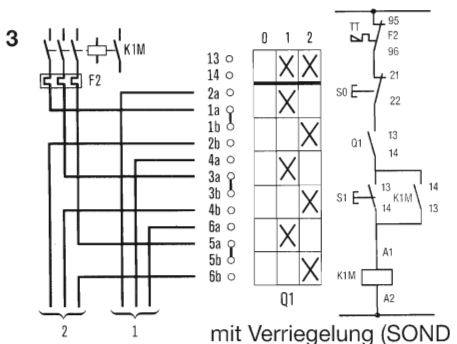

T5B-4-135
T5-4-135

FS 644

mit Verriegelung (SOND 30)*
with interlocking provision (SOND 30)*
avec verrouillage (SOND 30)*

4

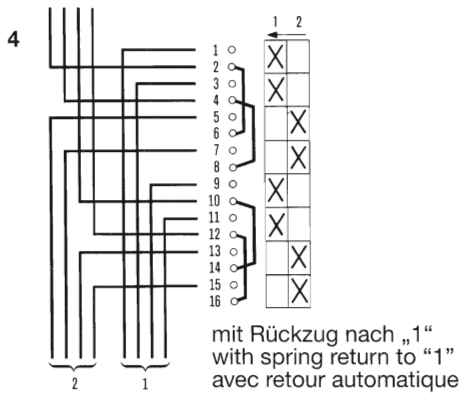

T5B-4-8298
T5-4-8298

FS 496

mit Rückzug nach „1“
with spring return to “1”
avec retour automatique en position «1»

*Seite/Page 3/66 & AWA

Pole
Poles
Pôles

3

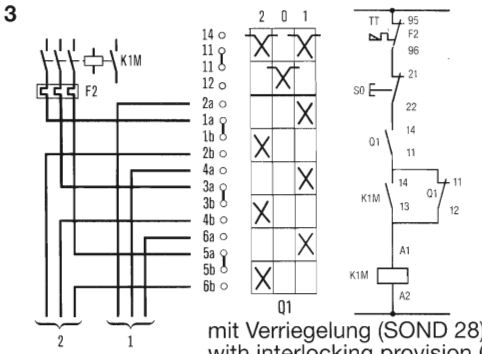

T5B-4-49
T5-4-49

FS 621

mit Verriegelung (SOND 28)*
with interlocking provision (SOND 28)*
avec verrouillage (SOND 28)*

3

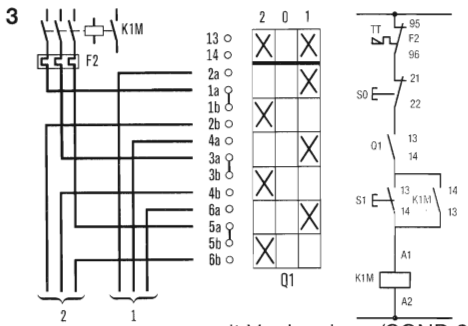

T5B-4-106
T5-4-106

FS 621

mit Verriegelung (SOND 30)*
with interlocking provision (SOND 30)*
avec verrouillage (SOND 30)*

3

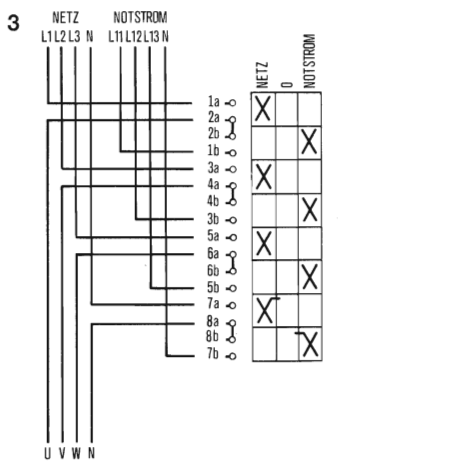

T5B-4-41
T5-4-41

FS 161629

Pole
Poles
Pôles

2

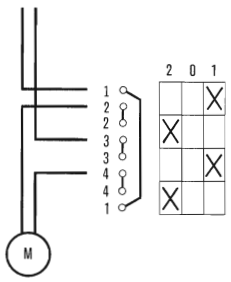

T5B-2-18
T5-2-18

FS 621

T5B-2-23
T5-2-23

FS 429

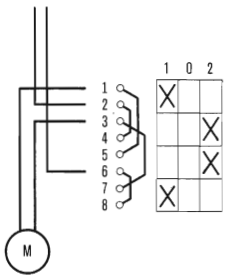

T5B-2-8400
T5-2-8400

FS 684

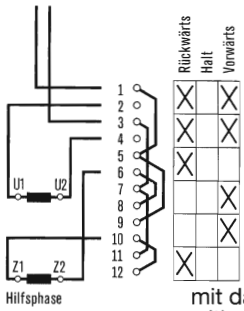

T5B-3-8622
T5-3-8622

FS 160595

mit dauernd eingeschalteter **Hilfsphase**
with permanently connected **auxiliary phase**
avec **phase auxiliaire** fermée en permanence

3

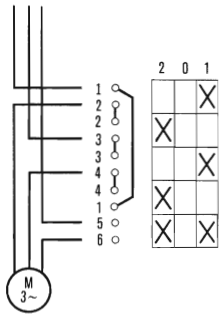

T5B-3-2
T5-3-2

FS 621

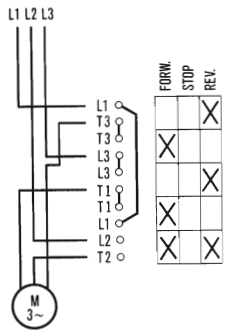

T5B-3-2/...+FS1655
T5-3-2/...+FS1655

FS 1665

* Seite/Page 3/66 & AWA

Pole
Poles
Pôles

3

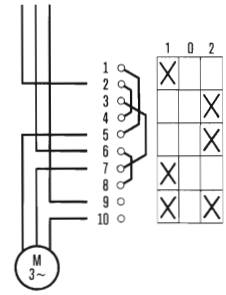

T5B-3-8401
T5-3-8401

FS 684

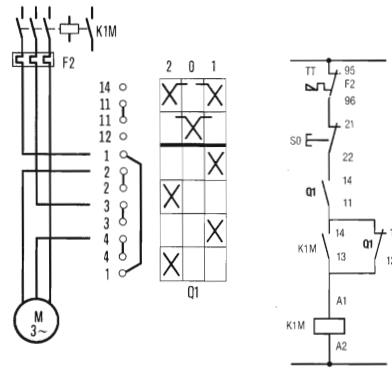

T5B-4-15190
T5-4-15190

FS 913

mit Verriegelung (sond 27)*
(3. Phase nur über Schütz)

with interlocking provision (sond 27)*
3rd phase via contactor only

avec verrouillage (sond 27)*
3e phase par contacteur seulement

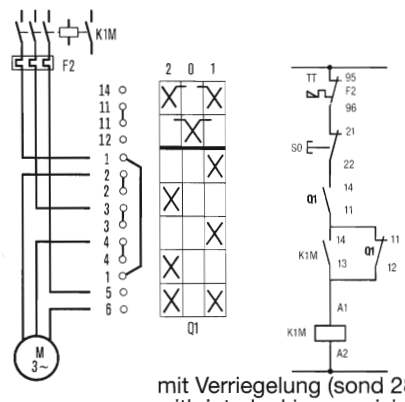

T5B-4-131
T5-4-131

FS 621

mit Verriegelung (sond 28)*
with interlocking provision (sond 28)*
avec verrouillage (sond 28)*

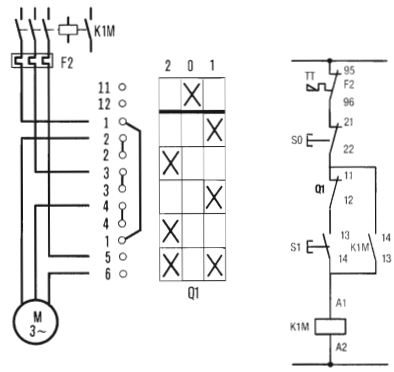

T5B-3-20
T5-3-20

FS 621

mit Verriegelung (sond 29)*
with interlocking provision (sond 29)*
avec verrouillage (sond 29)*

Pole
Poles
Pôles

3

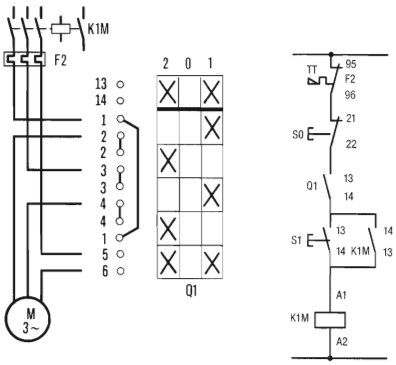

T5B-3-123
T5-3-123

FS 621

mit Verriegelung (sond 30)*
with interlocking provision (sond 30)*
avec verrouillage (sond 30)*

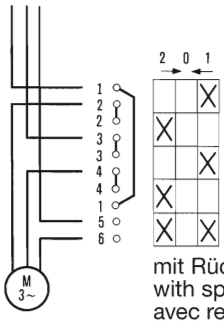

T5B-3-190
T5-3-190

FS 458

mit Rückzug nach „0“
with spring return to “0”
avec retour automatique en position «0»

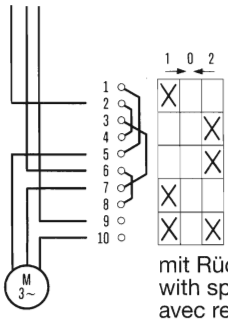

T5B-3-8228
T5-3-8228

FS 4011

mit Rückzug nach „0“
with spring return to “0”
avec retour automatique en position «0»

Pole
Poles
Pôles

3

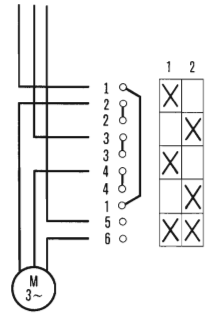

T5B-3-115
T5-3-115

FS 943

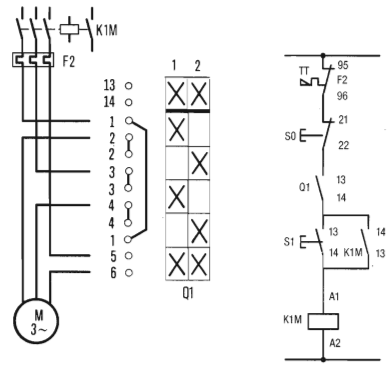

T5B-3-21
T5-3-21

FS 601

mit Verriegelung (sond 30)*
with interlocking provision (sond 30)*
avec verrouillage (sond 30)*

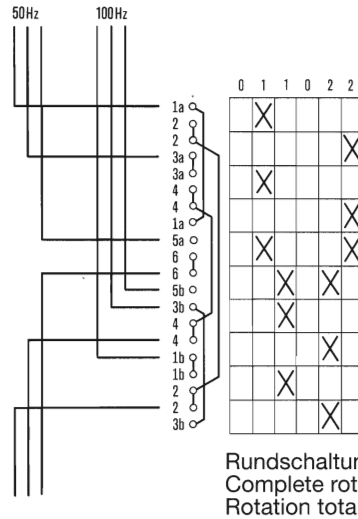

T5B-5-15643
T5-5-15643

FS 161678

Rundschaltung in beide Richtungen
Complete rotation in both directions
Rotation totale dans les deux sens

* Seite/Page 3/66 & AWA

Pole
Poles
Pôles

3

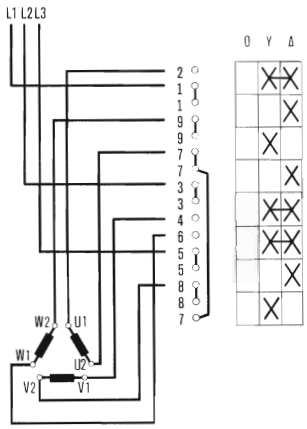

T5B-4-3
T5-4-3

FS 635

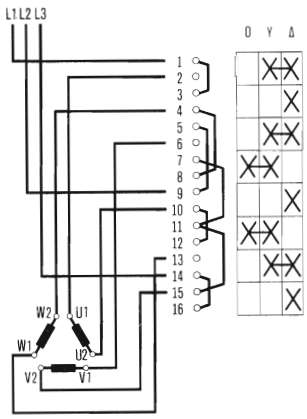

T5B-4-8410
T5-4-8410

FS 635

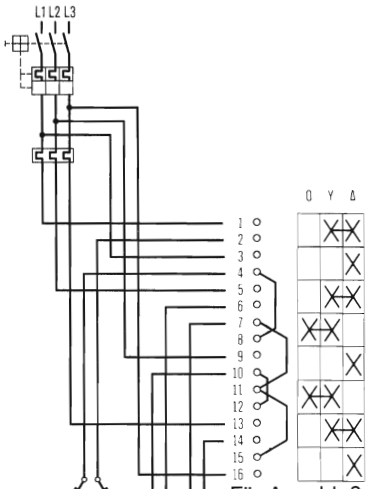

T5B-4-8418
T5-4-8418

FS 635

Für Anschluß von Motorschutzschalter
for combination with manual motor starter
pour raccordement de disjoncteur de protection

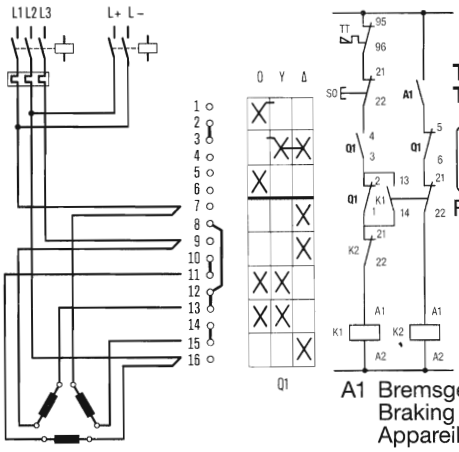

T5B-4-15067
T5-4-15067

FS 635

A1 Bremsgerät
Braking device
Appareil de freinage

Pole
Poles
Pôles

3

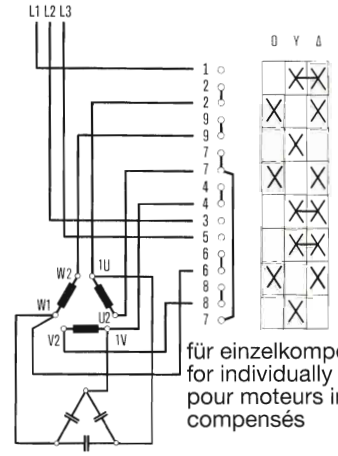

T5B-4-15068
T5-4-15068

FS 635

für einzelkompensierte Motoren
for individually compensated motors
pour moteurs individuellement compensés

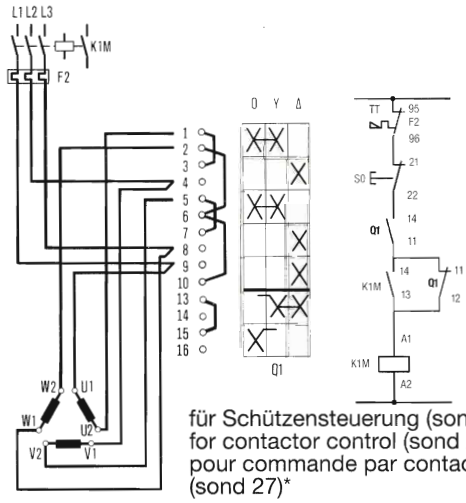

T5B-4-8419
T5-4-8419

FS 918

für Schützensteuerung (sond 27)*
for contactor control (sond 27)*
pour commande par contacteurs (sond 27)*

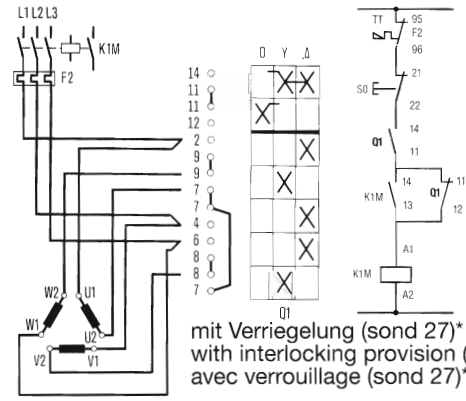

T5B-4-24
T5-4-24

FS 635

mit Verriegelung (sond 27)*
with interlocking provision (sond 27)*
avec verrouillage (sond 27)*

* Seite/Page 3/66 & AWA

Pole
Poles
Pôles
3

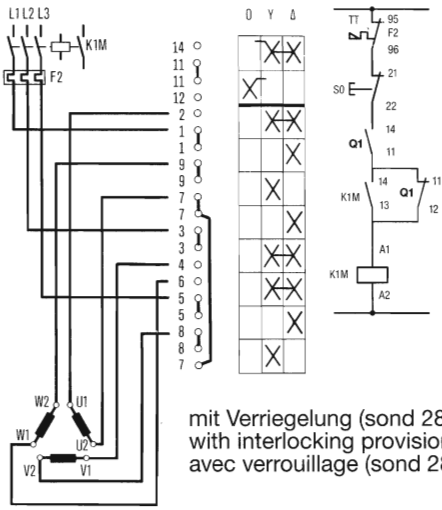

T5B-5-15899
T5-5-15899

FS 635

mit Verriegelung (sond 28)*
with interlocking provision (sond 28)*
avec verrouillage (sond 28)*

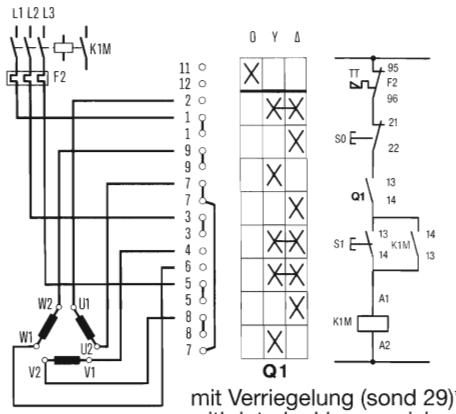

T5B-5-25
T5-5-25

FS 635

mit Verriegelung (sond 29)*
with interlocking provision (sond 29)*
avec verrouillage (sond 29)*

T5B-6-126
T5-6-126

FS 635

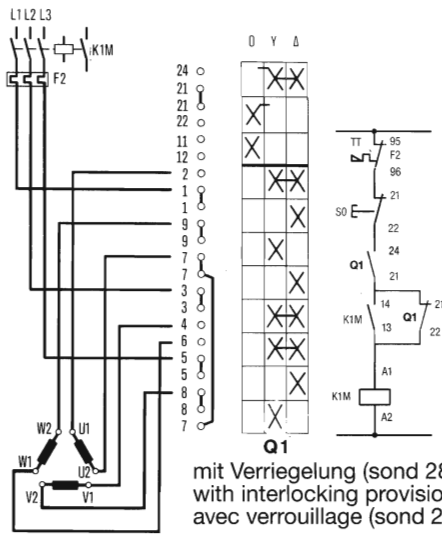

mit Verriegelung (sond 28/29)*
with interlocking provision (sond 28/29)*
avec verrouillage (sond 28/29)*

Pole
Poles
Pôles
3

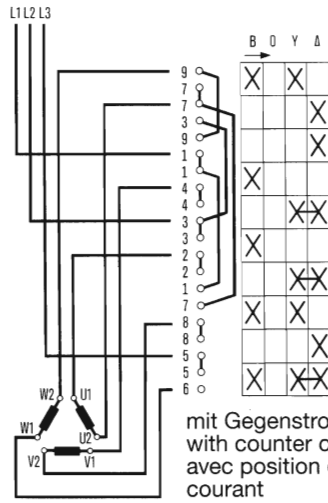

T5B-5-15892
T5-5-15892

FS 4031

mit Gegenstrombremsung
with counter current braking position
avec position de freinage par contre-courant

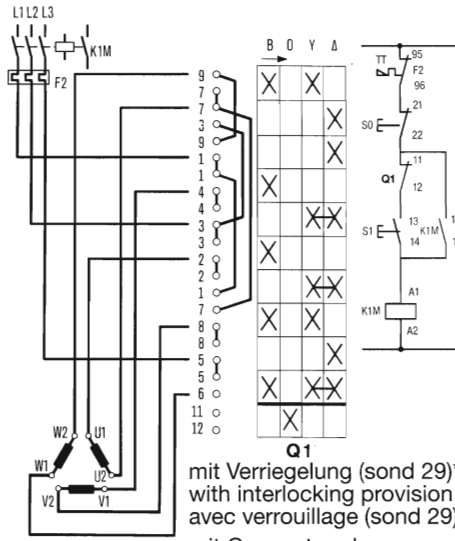

T5B-6-15893
T5-6-15893

FS 4031

mit Verriegelung (sond 29)*
with interlocking provision (sond 29)*
avec verrouillage (sond 29)*

mit Gegenstrombremsung
with counter current braking position
avec position de freinage par contre-courant

* Seite/Page 3/66 & AWA

Pole
Poles
Pôles

3

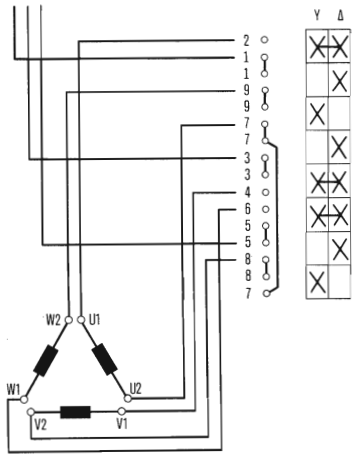

T5B-4-133
T5-4-133

FS 642

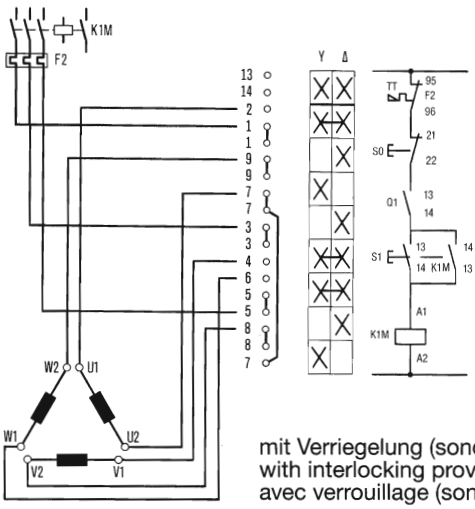

T5B-5-134
T5-5-134

FS 642

mit Verriegelung (sond 30)*
with interlocking provision (sond 30)*
avec verrouillage (sond 30)*

* Seite/Page 3/66 & AWA

Pole
Poles
Pôles

3

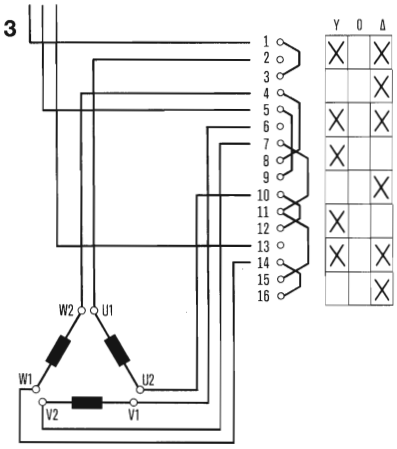

T5B-4-8417
T5-4-8417

FS 6322

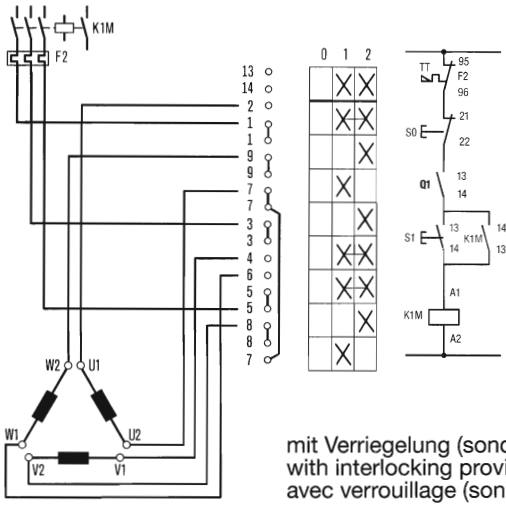

T5B-5-15900
T5-5-15900

FS 644

mit Verriegelung (sond 30)*
with interlocking provision (sond 30)*
avec verrouillage (sond 30)*

Motor A:
Stern-Dreieck-Anlauf — Star-delta starting — Démarrage étoile-triangle

Motor B:
Direkt-Anlauf — Direct-on-line starting — Démarrage direct

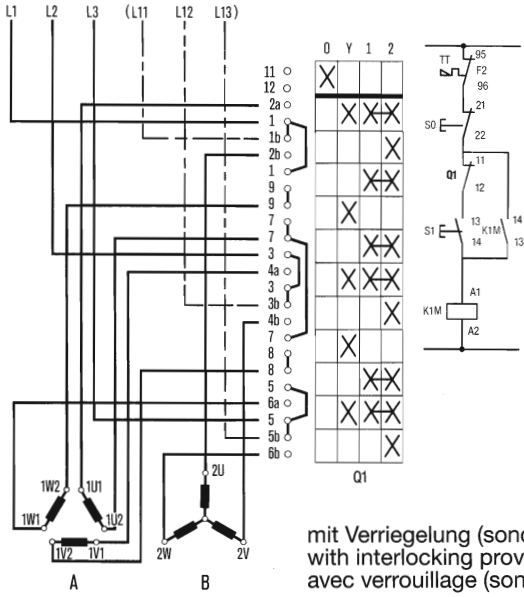

T5B-6-15080
T5-6-15080

FS 42272

mit Verriegelung (sond 29)*
with interlocking provision (sond 29)*
avec verrouillage (sond 29)*

Pole
Poles
Pôles

3

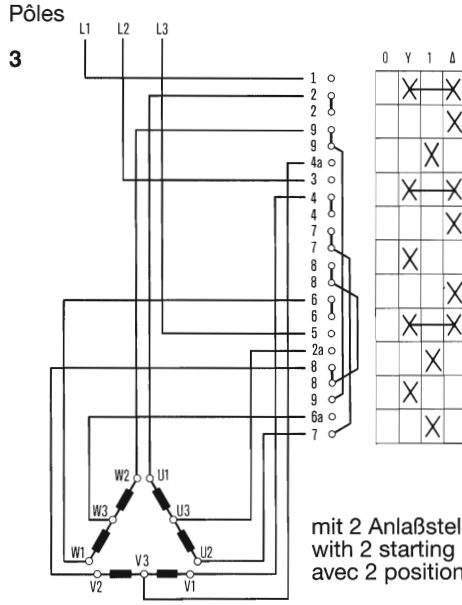

T5B-6-15083
T5-6-15083

FS 41155

mit 2 Anlaßstellungen
with 2 starting positions
avec 2 positions de démarrage

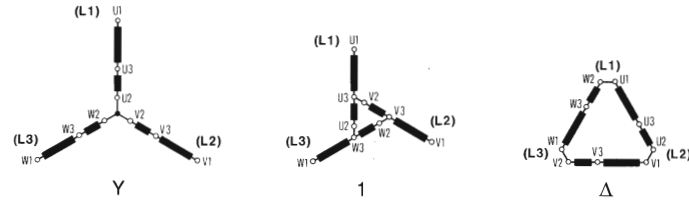

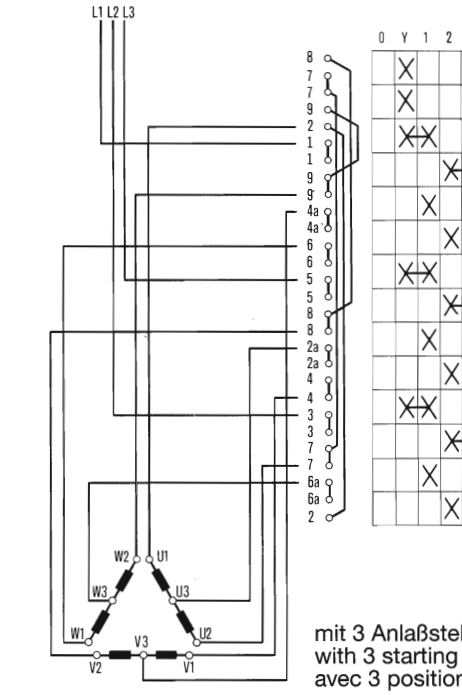

T5B-10-15092
T5-10-15092

FS 41805

früherer Typ
Previous Type
Ancien type
T...-15084

mit 3 Anlaßstellungen
with 3 starting positions
avec 3 positions de démarrage

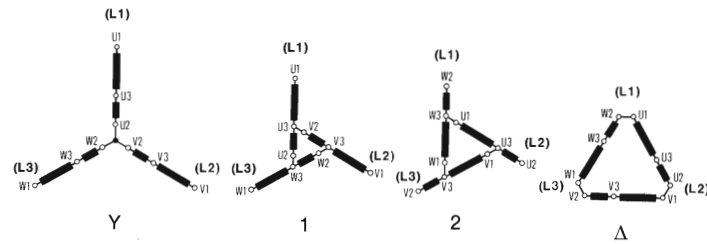

* Seite/Page 3/66 & AWA

Pole
Poles
Pôles

3

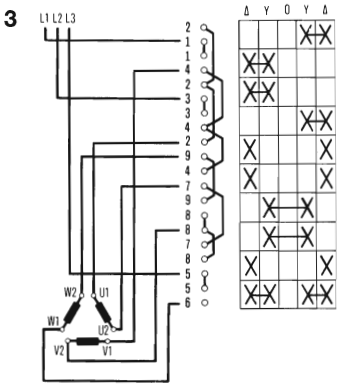

T5B-5-15896
T5-5-15896

FS 4017

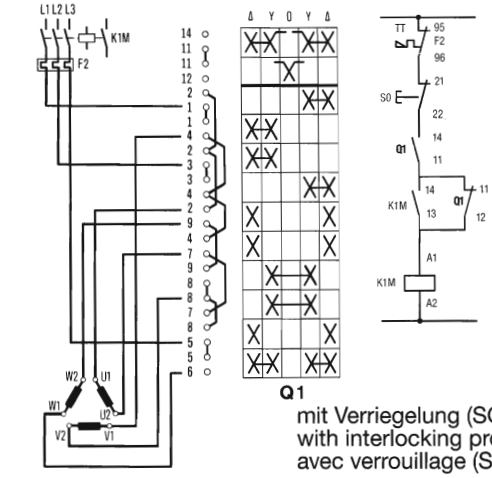

T5B-7-15897
T5-7-15897

FS 4017

Q1
mit Verriegelung (SOND 28)*
with interlocking provision (SOND 28)*
avec verrouillage (SOND 28)*

Pole
Poles
Pôles

3

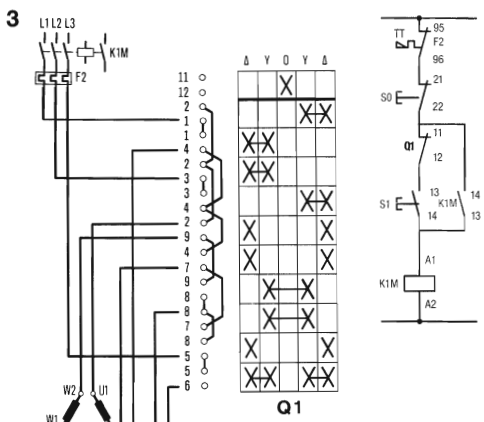

T5B-6-15898
T5-6-15898

FS 4017

Q1
mit Verriegelung (SOND 29)*
with interlocking provision (SOND 29)*
avec verrouillage (SOND 29)*

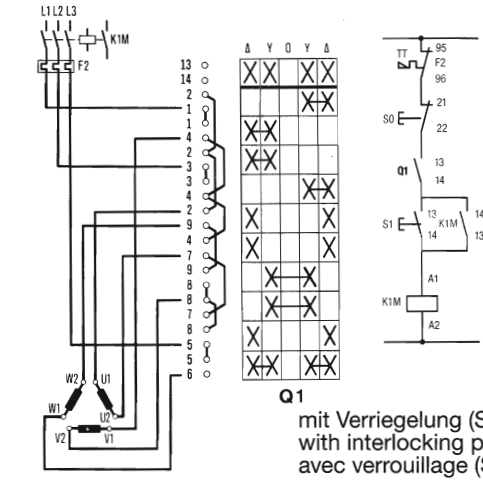

T5B-6-15901
T5-6-15901

FS 4017

Q1
mit Verriegelung (SOND 30)*
with interlocking provision (SOND 30)*
avec verrouillage (SOND 30)*

* Seite/Page 3/66 & AWA

Pole
Poles
Pôles

3

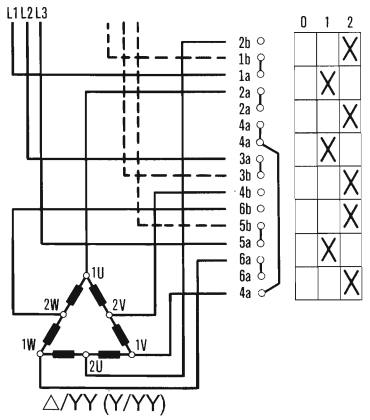

△/YY (Y/YY)

T5B-4-4
T5-4-4

FS 644

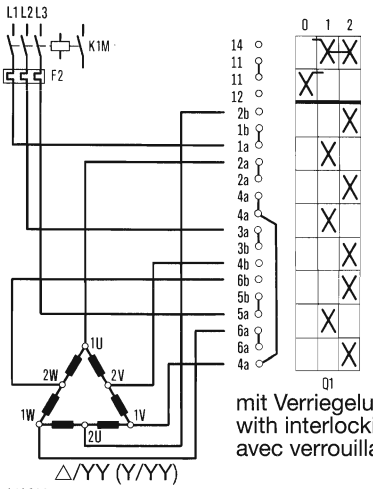

△/YY (Y/YY)

T5B-5-29
T5-5-29

FS 644

mit Verriegelung (sond 28)*
with interlocking provision (sond 28)*
avec verrouillage (sond 28)*

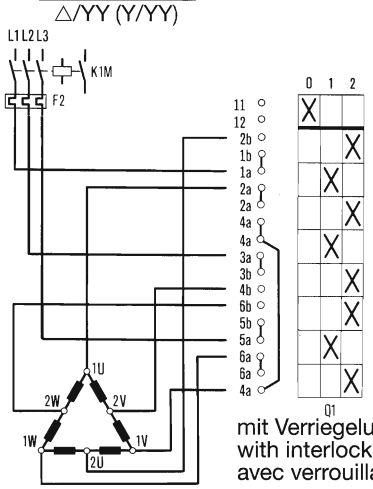

△/YY (Y/YY)

T5B-5-30
T5-5-30

FS 644

mit Verriegelung (sond 29)*
with interlocking provision (sond 29)*
avec verrouillage (sond 29)*

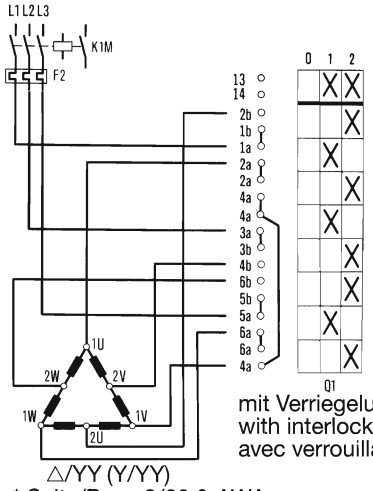

△/YY (Y/YY)

T5B-5-31
T5-5-31

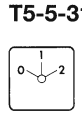

FS 644

mit Verriegelung (sond 30)*
with interlocking provision (sond 30)*
avec verrouillage (sond 30)*

* Seite/Page 3/66 & AWA

Pole
Poles
Pôles

3

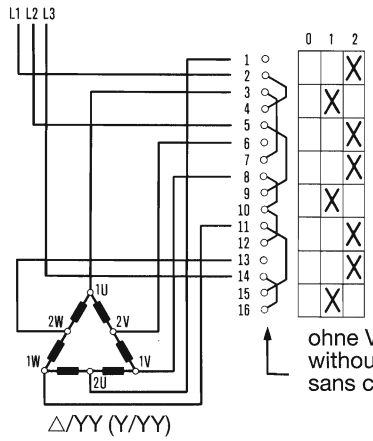

ohne Verbindungen
without links
sans connexions

△/YY (Y/YY)

T5B-4-8440
T5-4-8440

FS 644

T5B-4-8439
T5-4-8439

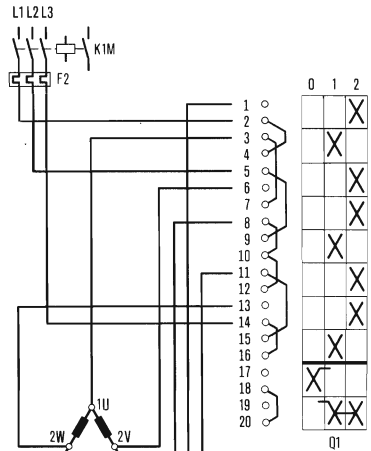

△/YY (Y/YY)

T5B-5-8444
T5-5-8444

FS 644

mit Verriegelung (sond 28)*
with interlocking provision (sond 28)*
avec verrouillage (sond 28)*

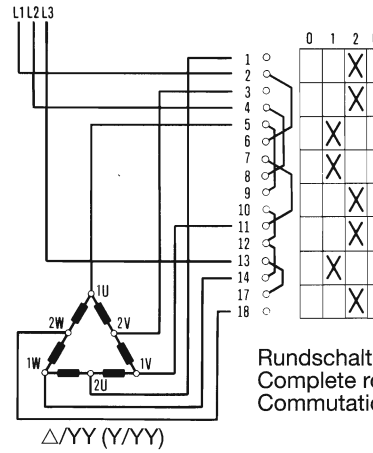

Rundschaltung
Complete rotation
Commutation sans butée

△/YY (Y/YY)

T5B-4-8443
T5-4-8443

FS 640

Pole
Poles
Pôles

3

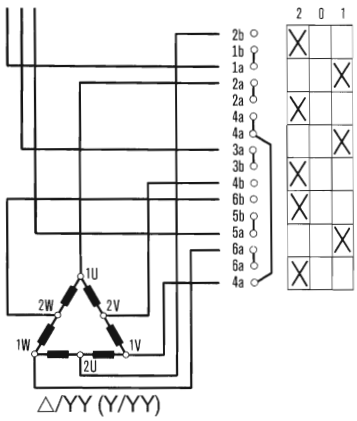

T5B-4-5
T5-4-5

FS 621

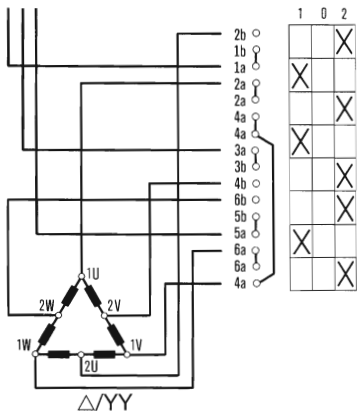

T5B-4-65
T5-4-65

FS 684

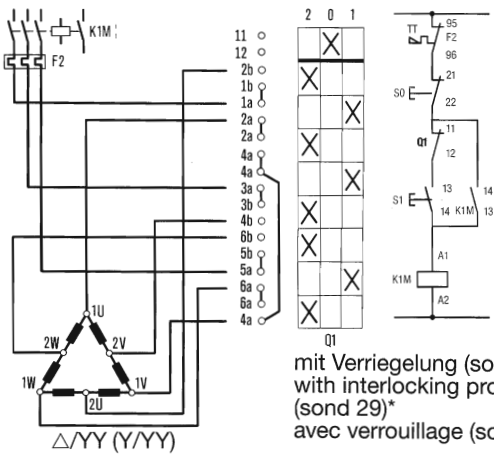

T5B-5-33
T5-5-33

FS 621

mit Verriegelung (sond 29)*
with interlocking provision (sond 29)*
avec verrouillage (sond 29)*

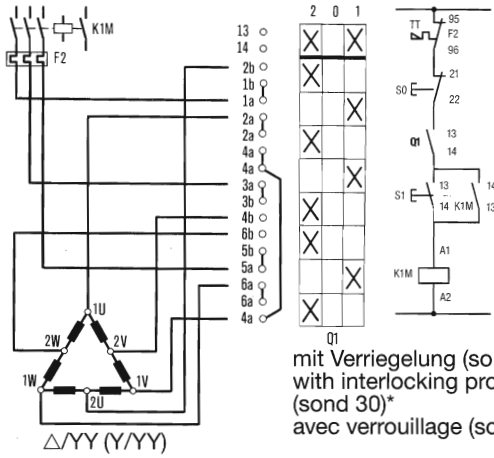

T5B-5-124
T5-5-124

FS 621

mit Verriegelung (sond 30)*
with interlocking provision (sond 30)*
avec verrouillage (sond 30)*

* Seite/Page 3/66 & AWA

Pole
Poles
Pôles

3

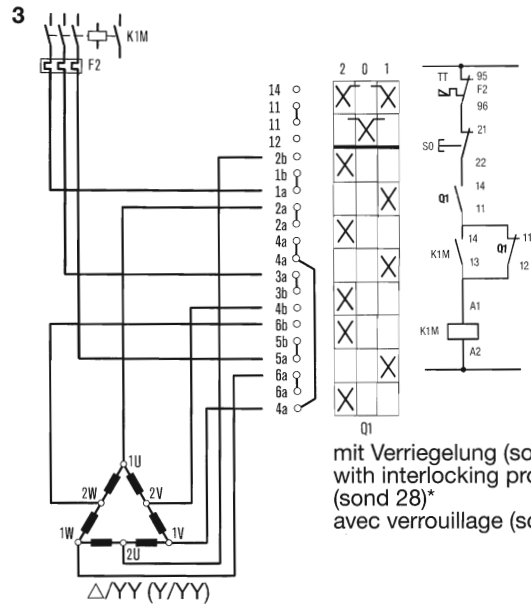

T5B-5-32
T5-5-32

FS 621

mit Verriegelung (sond 28)*
with interlocking provision (sond 28)*
avec verrouillage (sond 28)*

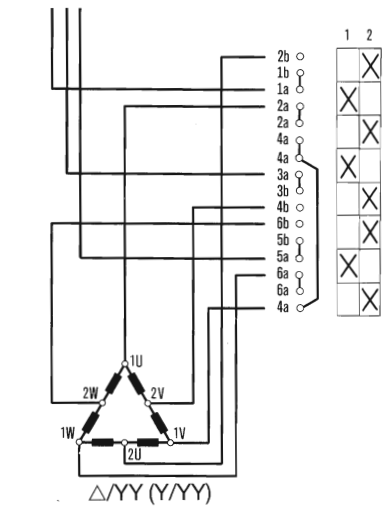

T5B-4-11
T5-4-11

FS 943

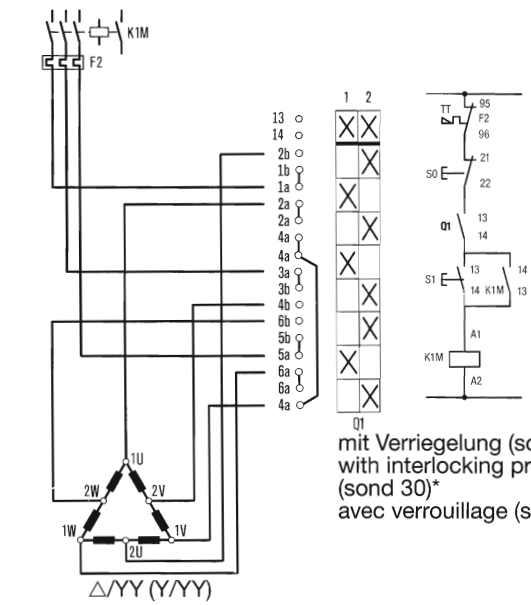

T5B-5-119
T5-5-119

FS 601

mit Verriegelung (sond 30)*
with interlocking provision (sond 30)*
avec verrouillage (sond 30)*

Pole
Poles
Pôles

3

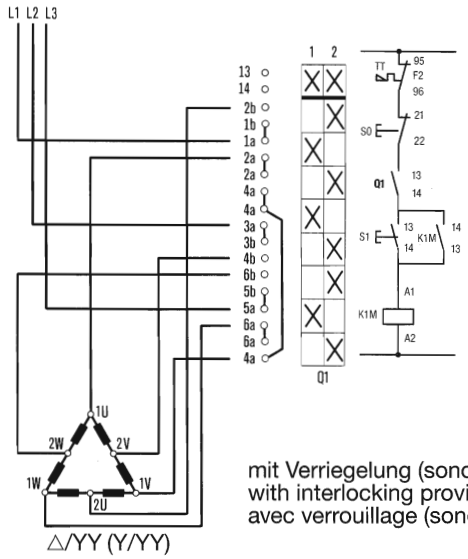

T5B-5-15203
T5-5-15203

FS 943

mit Verriegelung (sond 30)*
with interlocking provision (sond 30)*
avec verrouillage (sond 30)*

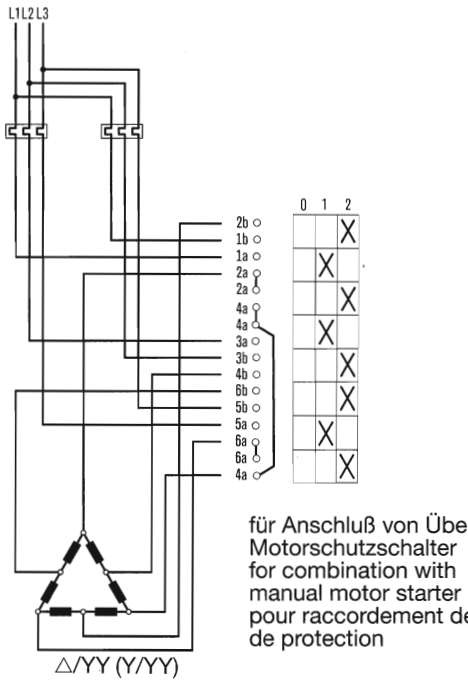

T5B-4-15204
T5-4-15204

FS 644

für Anschluß von Überstromrelais bzw.
Motorschutzschalter
for combination with
manual motor starter
pour raccordement de disjoncteur
de protection

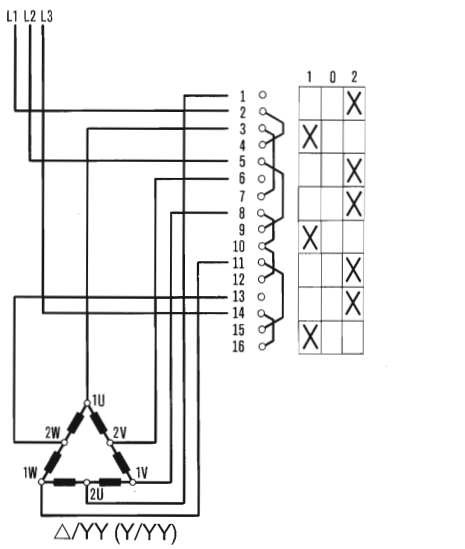

T5B-4-8441
T5-4-8441

FS 684

* Seite/Page 3/66 & AWA

Pole
Poles
Pôles

3

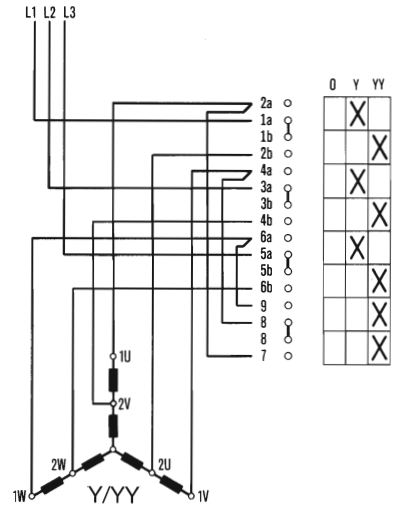

T5B-4-15106
T5-4-15106

FS 6617

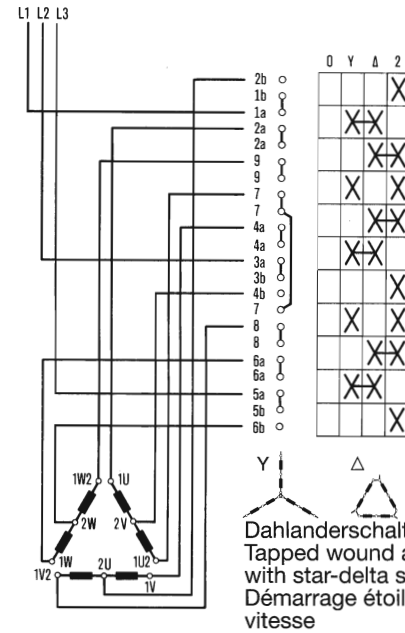

T5B-6-103
T5-6-103

FS 4900

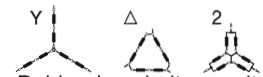

Dahlanderschaltung mit Y △-Anlauf
Tapped wound arrangement
with star-delta starting
Démarrage étoile-triangle en petite
vitesse

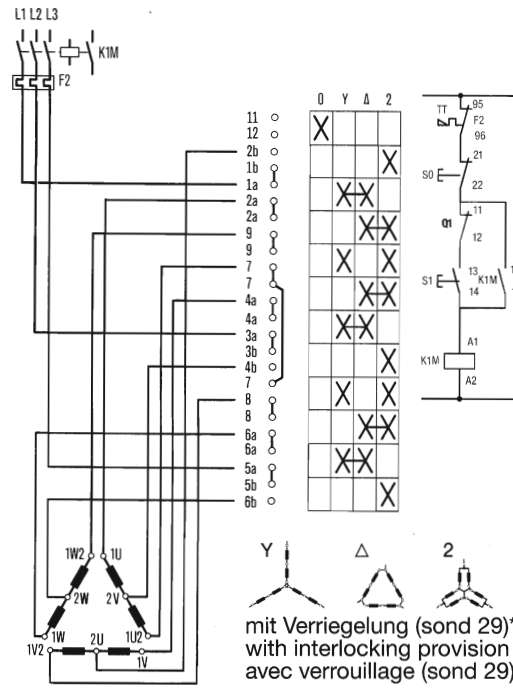

T5B-6-104
T5-6-104

FS 4900

T5B-6-15208
T5-6-15208

FS 4041

mit Verriegelung (sond 29)*
with interlocking provision (sond 29)*
avec verrouillage (sond 29)*

Pole
Poles
Pôles

3

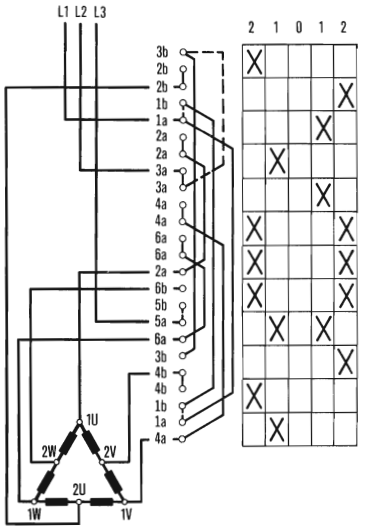

△/YY (Y/YY)

T5B-7-66
T5-7-66

FS 441

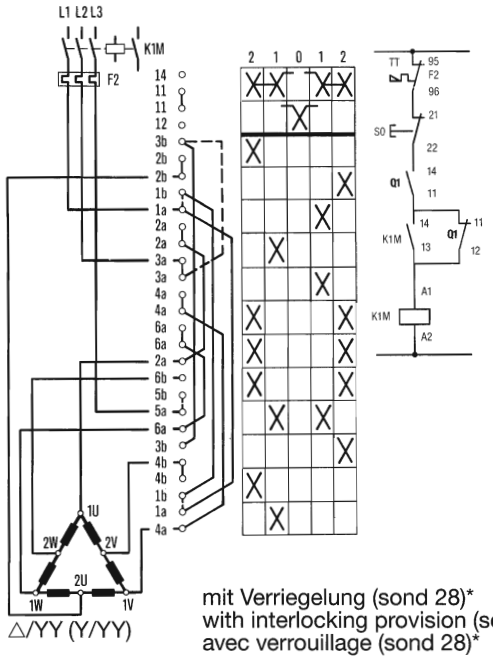

△/YY (Y/YY)

mit Verriegelung (sond 28)*
with interlocking provision (sond 28)*
avec verrouillage (sond 28)*

T5B-9-67
T5-9-67

FS 441

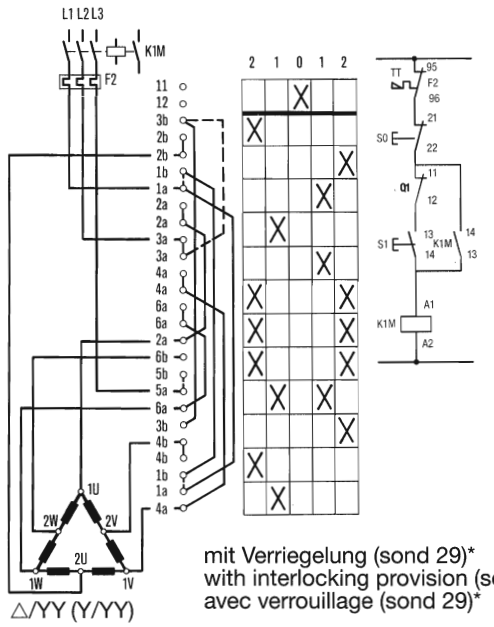

△/YY (Y/YY)

mit Verriegelung (sond 29)*
with interlocking provision (sond 29)*
avec verrouillage (sond 29)*

T5B-7-68
T5-7-68

FS 441

Pole
Poles
Pôles

3

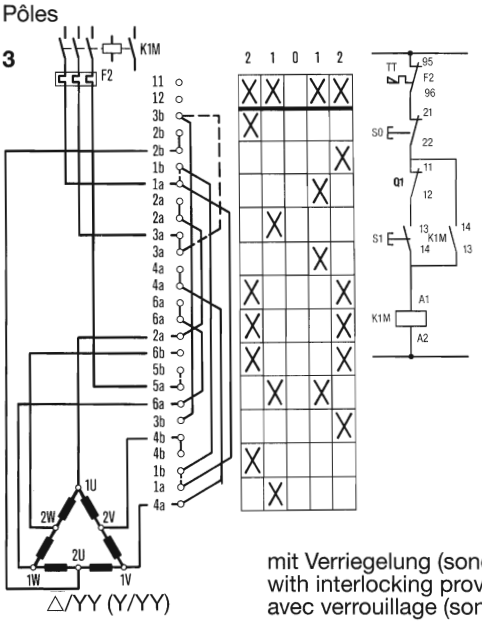

△/YY (Y/YY)

mit Verriegelung (sond 30)*
with interlocking provision (sond 30)*
avec verrouillage (sond 30)*

T5B-7-69
T5-7-69

FS 441

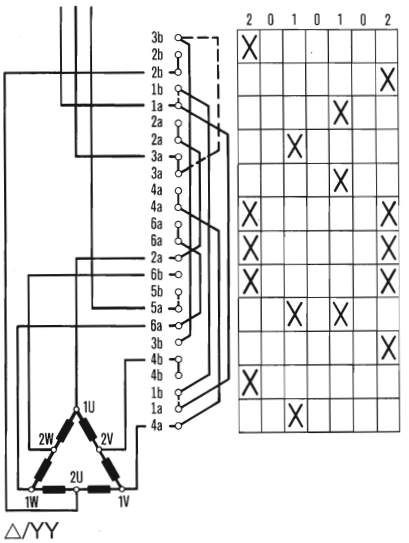

△/YY

T5B-7-15105
T5-7-15105

FS 4686

* Seite/Page 3/66 & AWA

Polumschalter

2 Drehzahlen, 2 getrennte Wicklungen

Two-speed switches, two separate windings
Commutateurs de pôles, 2 vitesses,
2 enroulements séparés

Pole
Poles
Pôles

2

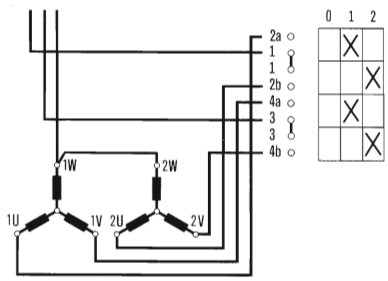

T5B-2-35
T5-2-35

FS 644

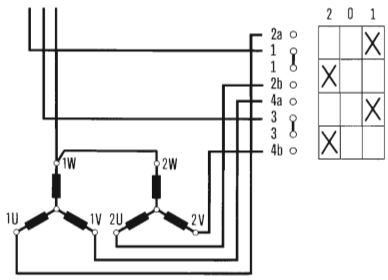

T5B-2-37
T5-2-37

FS 621

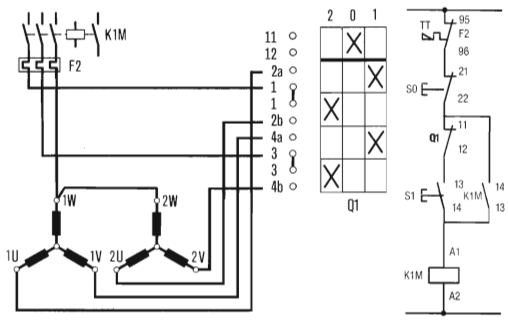

T5B-3-38
T5-3-38

FS 621

mit Verriegelung (sond 29)*
with interlocking provision (sond 29)*
avec verrouillage (sond 29)*

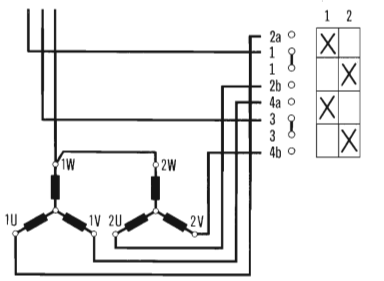

T5B-2-39
T5-2-39

FS 943

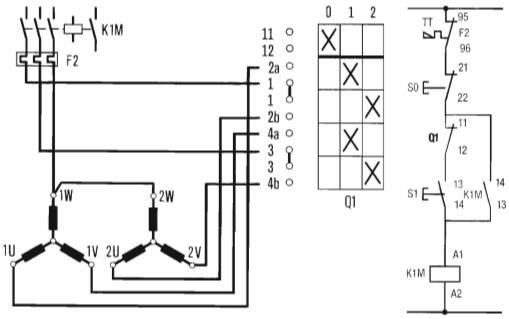

T5B-3-36
T5-3-36

FS 644

mit Verriegelung (sond 29)*
with interlocking provision (sond 29)*
avec verrouillage (sond 29)*

* Seite/Page 3/66 & AWA

Pole
Poles
Pôles

3

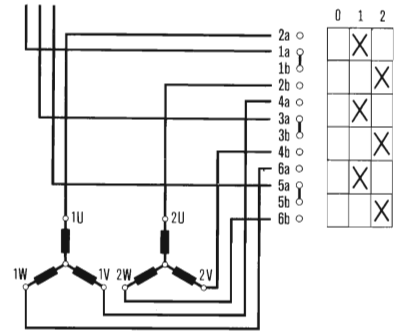

T5B-3-6
T5-3-6

FS 644

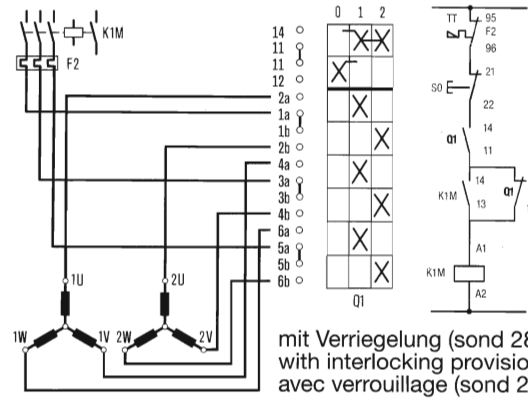

T5B-4-46
T5-4-46

FS 644

mit Verriegelung (sond 28)*
with interlocking provision (sond 28)*
avec verrouillage (sond 28)*

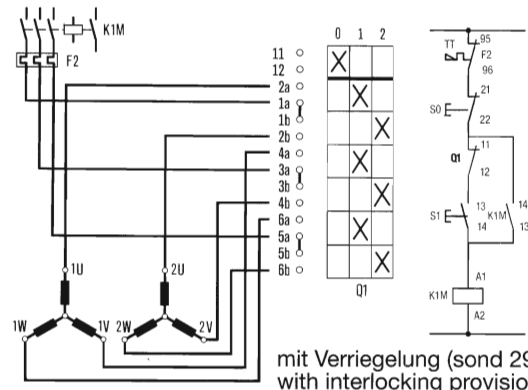

T5B-4-47
T5-4-47

FS 644

mit Verriegelung (sond 29)*
with interlocking provision (sond 29)*
avec verrouillage (sond 29)*

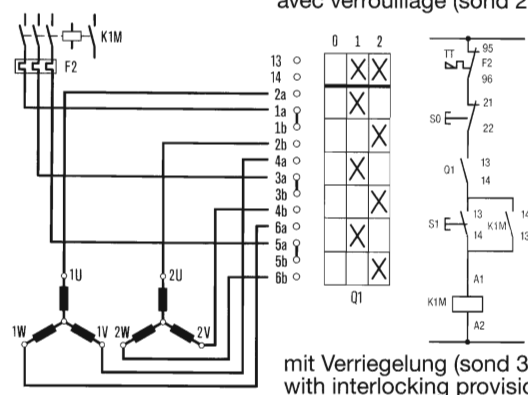

T5B-4-135
T5-4-135

FS 644

mit Verriegelung (sond 30)*
with interlocking provision (sond 30)*
avec verrouillage (sond 30)*

Pole
Poles
Pôles

3

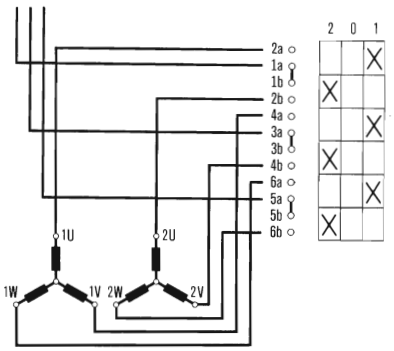

T5B-3-7
T5-3-7

FS 621

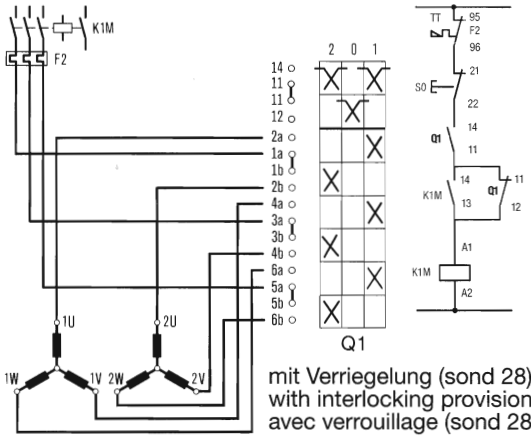

T5B-4-49
T5-4-49

FS 621

mit Verriegelung (sond 28)*
with interlocking provision (sond 28)*
avec verrouillage (sond 28)*

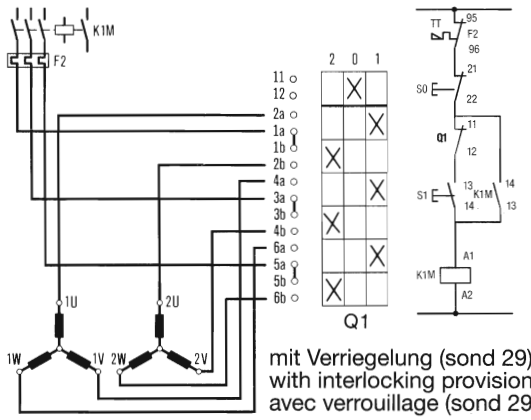

T5B-4-48
T5-4-48

FS 621

mit Verriegelung (sond 29)*
with interlocking provision (sond 29)*
avec verrouillage (sond 29)*

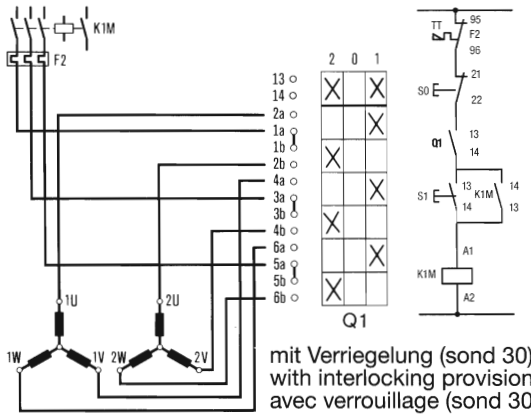

T5B-4-106
T5-4-106

FS 621

mit Verriegelung (sond 30)*
with interlocking provision (sond 30)*
avec verrouillage (sond 30)*

* Seite/Page 3/66 & AWA

Pole
Poles
Pôles

3

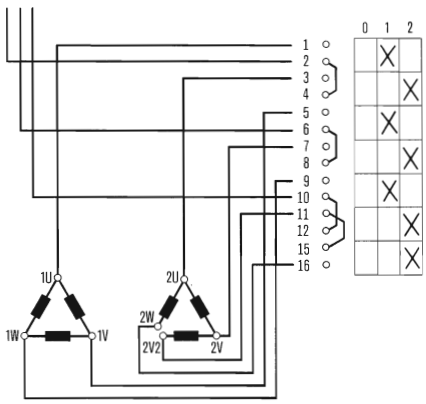

T5B-4-8450
T5-4-8450

FS 644

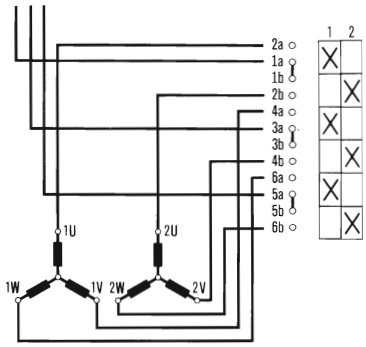

T5B-3-50
T5-3-50

FS 943

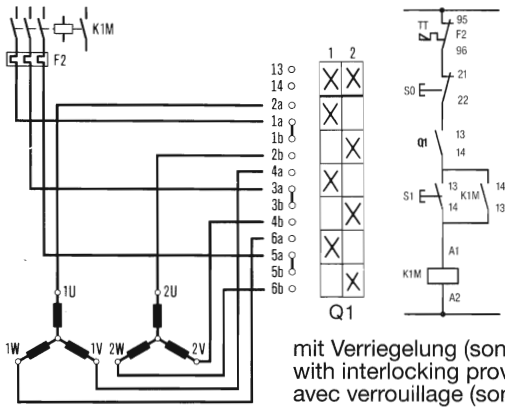

T5B-4-45
T5-4-45

FS 601

mit Verriegelung (sond 30)*
with interlocking provision (sond 30)*
avec verrouillage (sond 30)*

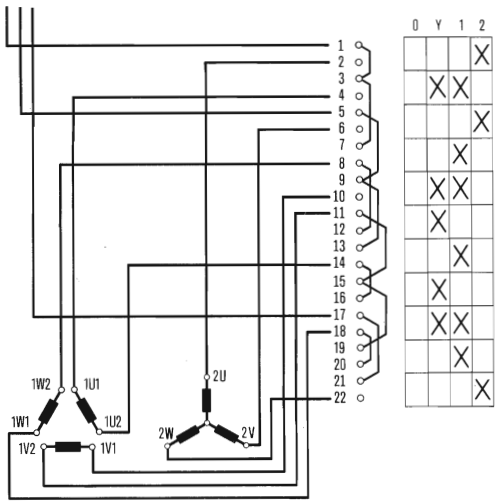

T5B-6-8449
T5-6-8449

FS 4590

Pole
Poles
Pôles

2

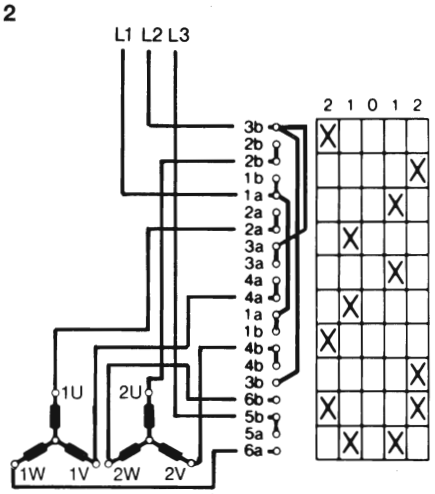

T5B-6-71
T5-6-71

FS 441

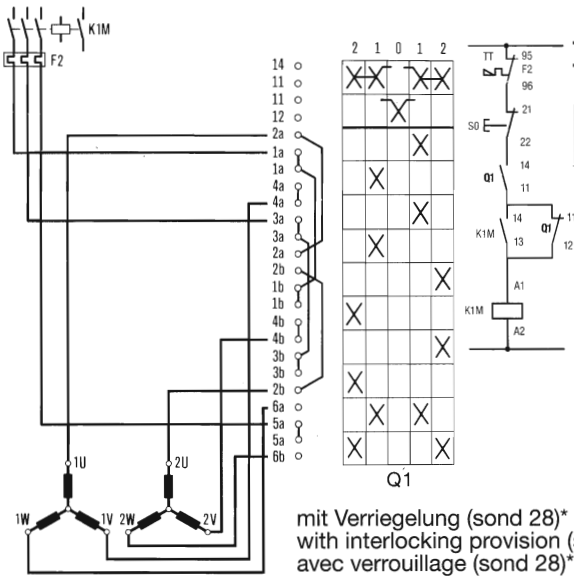

T5B-8-72
T5-8-72

FS 441

mit Verriegelung (sond 28)*
with interlocking provision (sond 28)*
avec verrouillage (sond 28)*

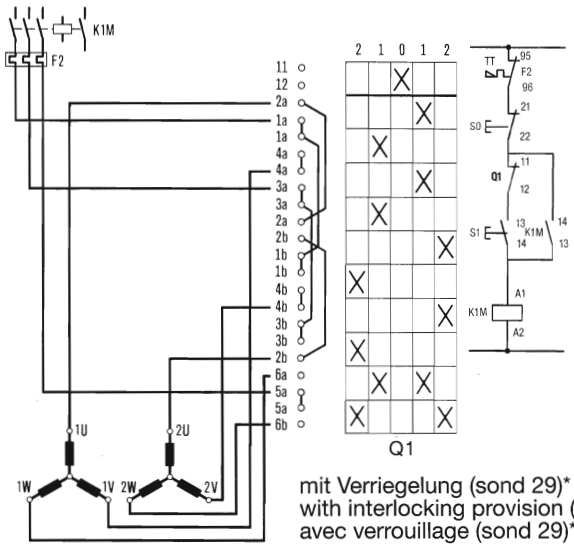

T5B-6-73
T5-6-73

FS 441

mit Verriegelung (sond 29)*
with interlocking provision (sond 29)*
avec verrouillage (sond 29)*

* Seite/Page 3/66 & AWA

Pole
Poles
Pôles

3

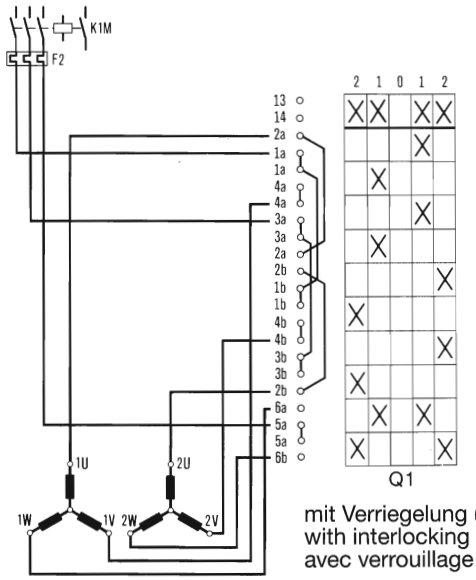

T5B-6-74
T5-6-74

FS 441

mit Verriegelung (sond 30)*
with interlocking provision (sond 30)*
avec verrouillage (sond 30)*

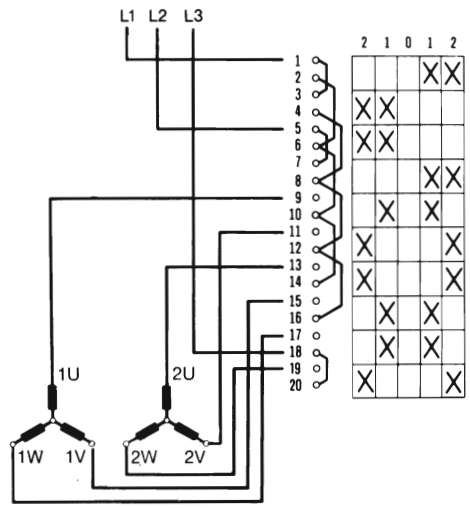

T5B-5-8453
T5-5-8453

FS 629

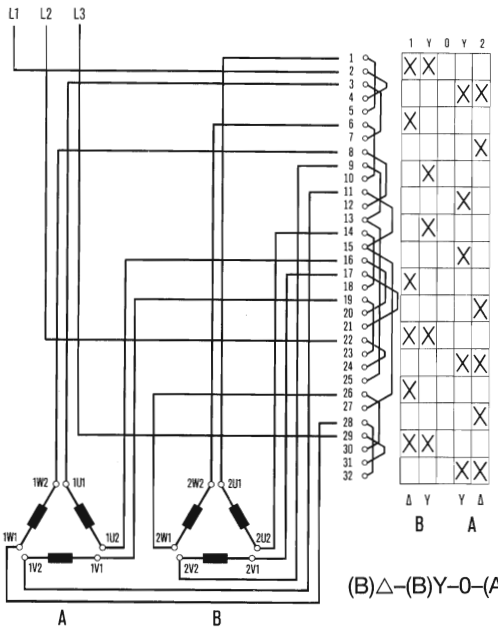

T5B-8-8454
T5-8-8454

FS 4616

(B)Δ–(B)Y–0–(A)Y–(A)Δ

Pole
Poles
Pôles

3

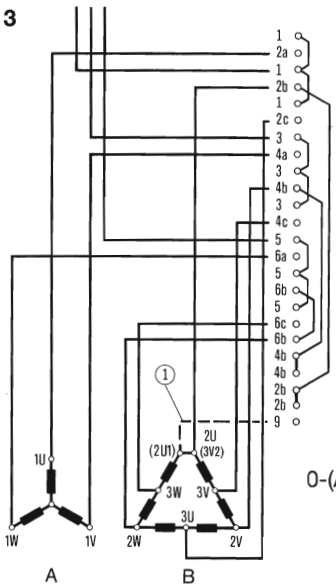

T5B-6-154
T5-6-154

FS 420

0-(A)Y-(B)△ = (B)YY

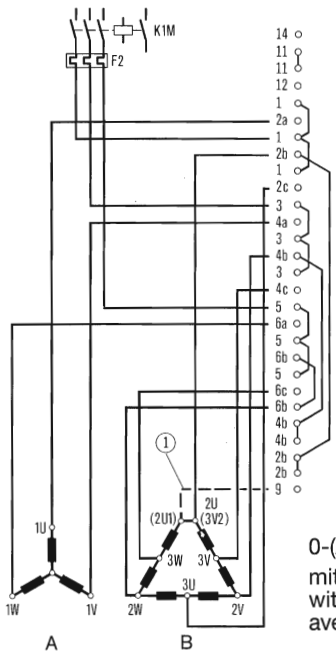

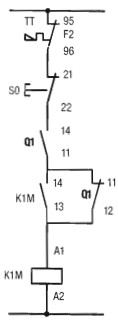

Q1

T5B-7-187
T5-7-187

FS 420

0-(A)Y-(B)△ = (B)YY
mit Verriegelung (sond 28)*
with interlocking provision (sond 28)*
avec verrouillage (sond 28)*

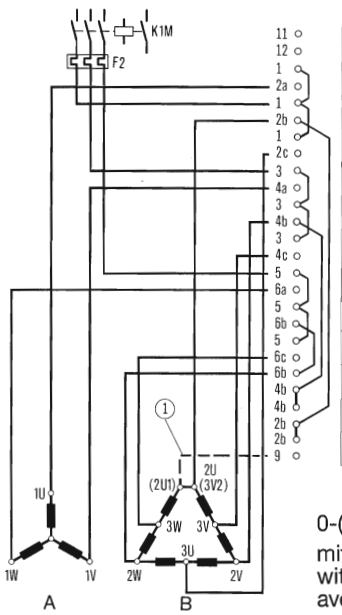

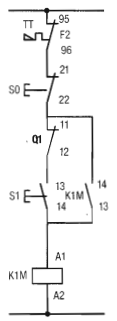

Q1

T5B-7-155
T5-7-155

FS 420

0-(A)Y-(B)△ = (B)YY
mit Verriegelung (sond 29)*
with interlocking provision (sond 29)*
avec verrouillage (sond 29)*

Pole
Poles
Pôles

3

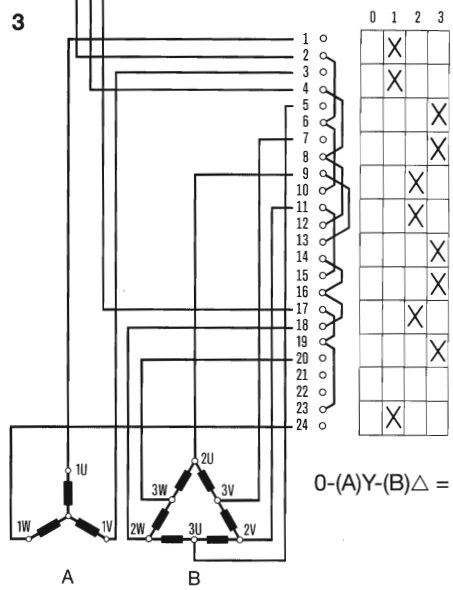

T5B-6-8455
T5-6-8455

FS 420

0-(A)Y-(B)△ = (B)YY

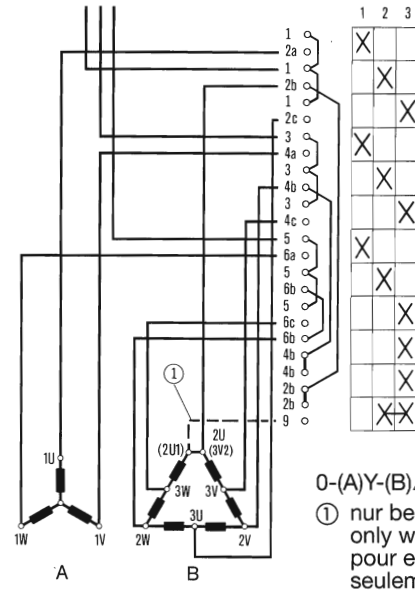

T5B-6-156
T5-6-156

FS 403

0-(A)Y-(B)△ = (B)YY
① nur bei offener △-Wicklung
only with open △-winding
pour enroulement △ ouvert seulement

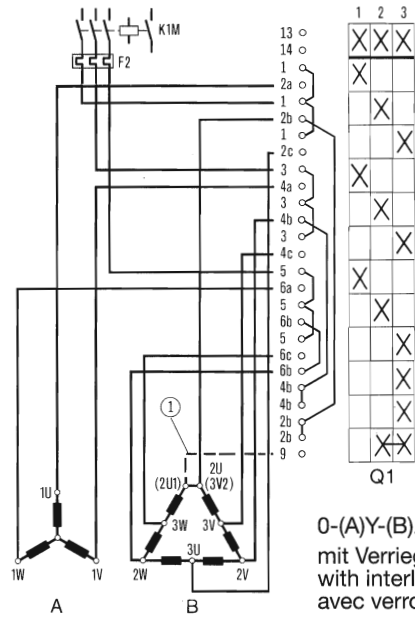

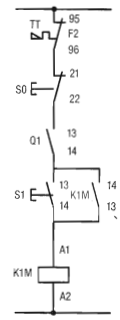

Q1

T5B-7-157
T5-7-157

FS 403

0-(A)Y-(B)△ = (B)YY
mit Verriegelung (sond 30)*
with interlocking provision (sond 30)*
avec verrouillage (sond 30)*

* Seite/Page 3/66 & AWA

Polumschalter

3 Drehzahlen, 2 getrennte Wicklungen
Einfache Wicklung bei Drehzahl II

Three-speed switches, two separate windings/Single winding at speed II
Commutateurs de pôles, 3 vitesses, 2 enroulements séparés/enroulement simple en vitesse II

Pole
Poles
Pôles

3

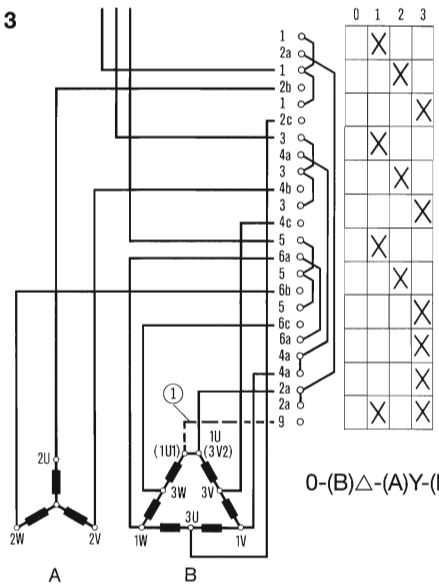

T5B-6-158
T5-6-158

FS 420

0-(B)△-(A)Y-(B)-YY

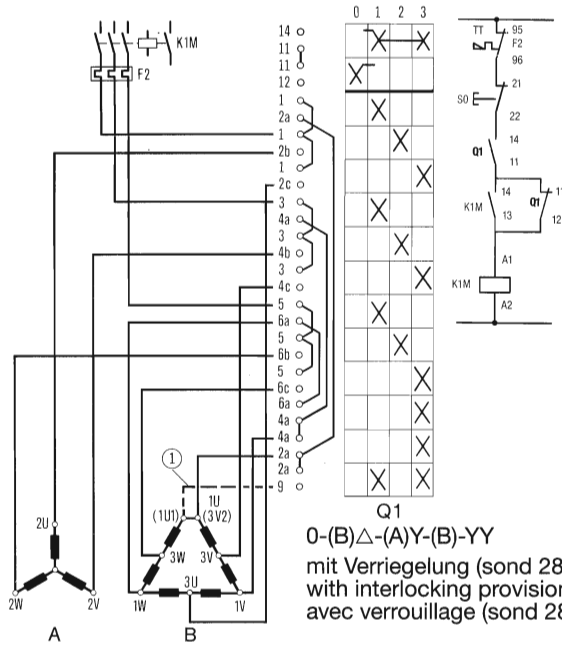

T5B-7-188
T5-7-188

FS 420

0-(B)△-(A)Y-(B)-YY
mit Verriegelung (sond 28)*
with interlocking provision (sond 28)*
avec verrouillage (sond 28)*

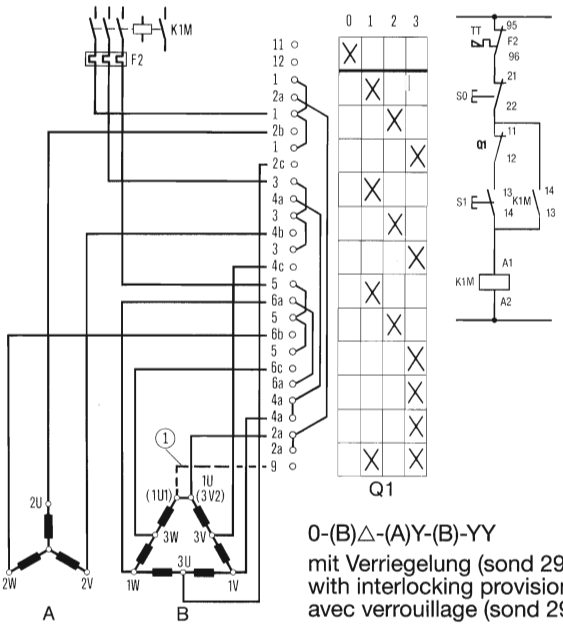

T5B-7-159
T5-7-159

FS 420

0-(B)△-(A)Y-(B)-YY
mit Verriegelung (sond 29)*
with interlocking provision (sond 29)*
avec verrouillage (sond 29)*

Pole
Poles
Pôles

3

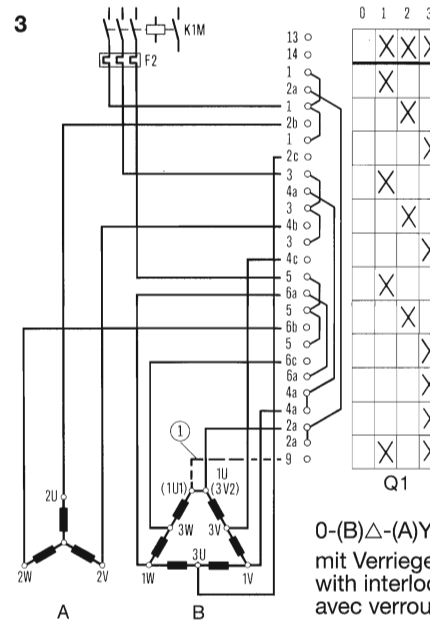

T5B-7-132
T5-7-132

FS 420

0-(B)△-(A)Y-(B)-YY
mit Verriegelung (sond 30)*
with interlocking provision (sond 30)*
avec verrouillage (sond 30)*

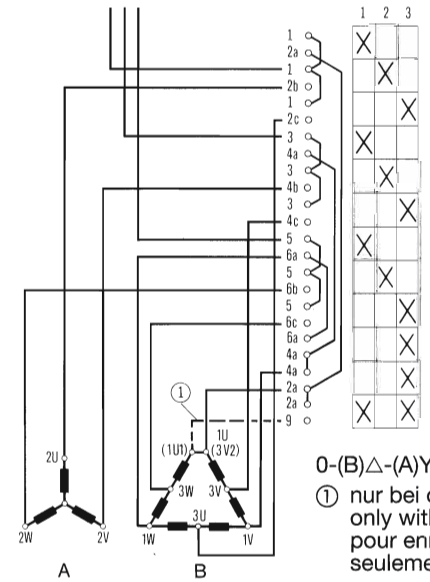

T5B-6-160
T5-6-160

FS 403

0-(B)△-(A)Y-(B)-YY
① nur bei offener △-Wicklung
only with open △-winding
pour enroulement △ ouvert seulement

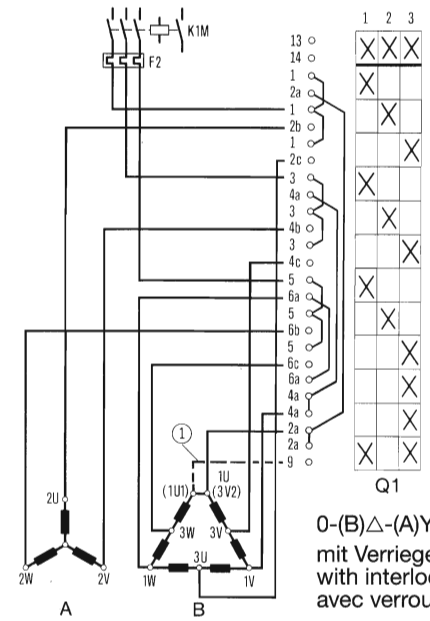

T5B-7-161
T5-7-161

FS 403

0-(B)△-(A)Y-(B)-YY
mit Verriegelung (sond 30)*
with interlocking provision (sond 30)*
avec verrouillage (sond 30)*

* Seite/Page 3/66 & AWA

Pole
Poles
Pôles

3

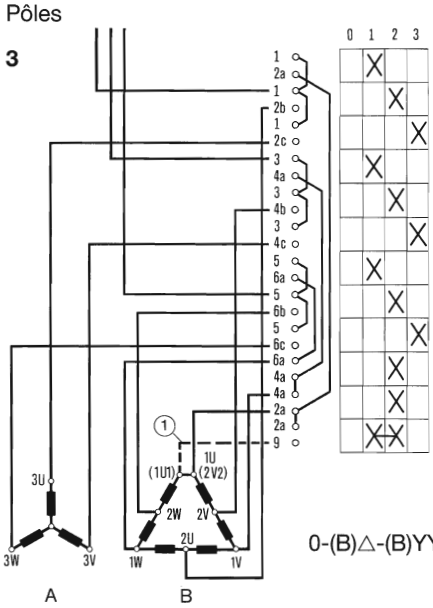

T5B-6-162
T5-6-162

FS 420

0-(B)△-(B)YY-(A)Y

Pole
Poles
Pôles

3

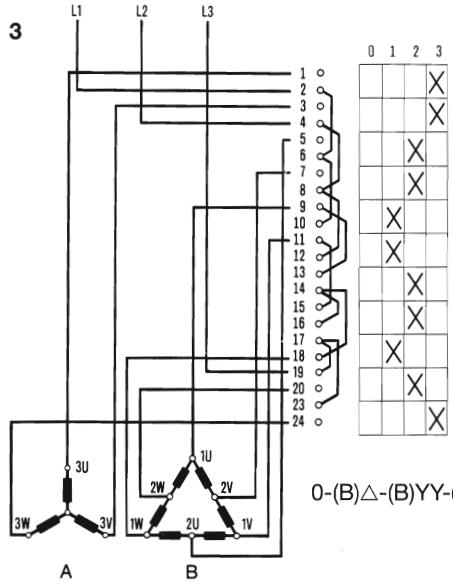

T5B-6-8459
T5-6-8459

FS 420

0-(B)△-(B)YY-(A)Y

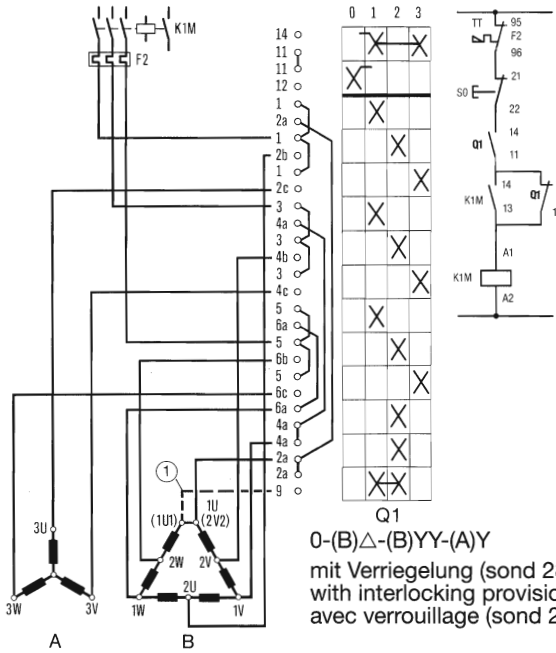

T5B-7-189
T5-7-189

FS 420

Q1

0-(B)△-(B)YY-(A)Y
mit Verriegelung (sond 28)*
with interlocking provision (sond 28)*
avec verrouillage (sond 28)*

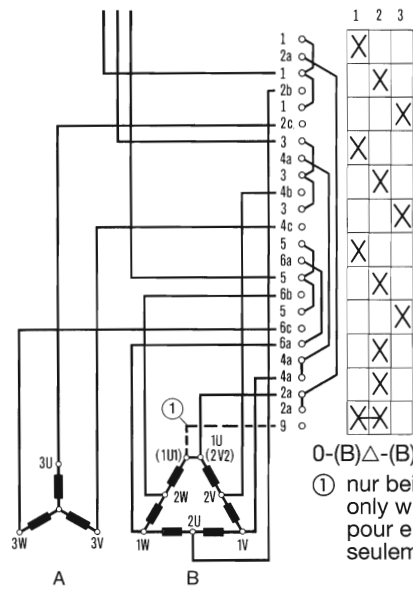

T5B-6-164
T5-6-164

FS 403

0-(B)△-(B)YY-(A)Y
① nur bei offener △-Wicklung
only with open △-winding
pour enroulement △ ouvert seulement

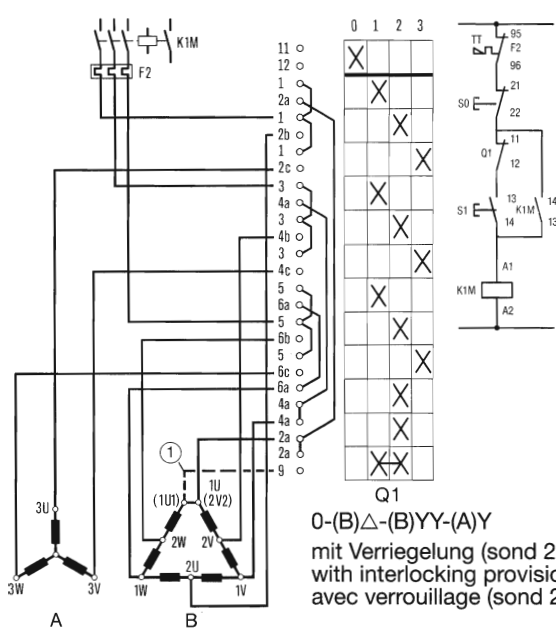

T5B-7-163
T5-7-163

FS 420

Q1

0-(B)△-(B)YY-(A)Y
mit Verriegelung (sond 29)*
with interlocking provision (sond 29)*
avec verrouillage (sond 29)*

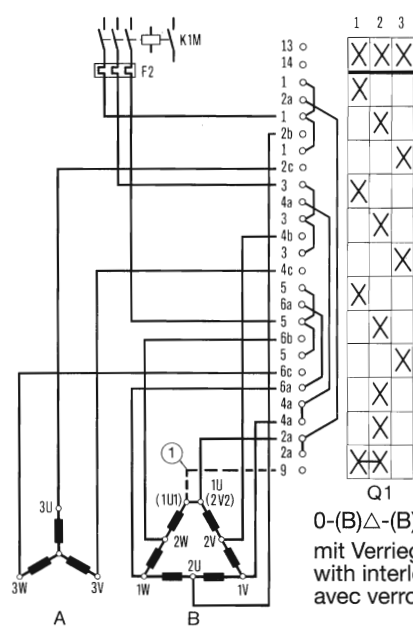

T5B-7-165
T5-7-165

FS 403

Q1

0-(B)△-(B)YY-(A)Y
mit Verriegelung (sond 30)*
with interlocking provision (sond 30)*
avec verrouillage (sond 30)*

* Seite/Page 3/66 & AWA

Pole
Poles
Pôles

3

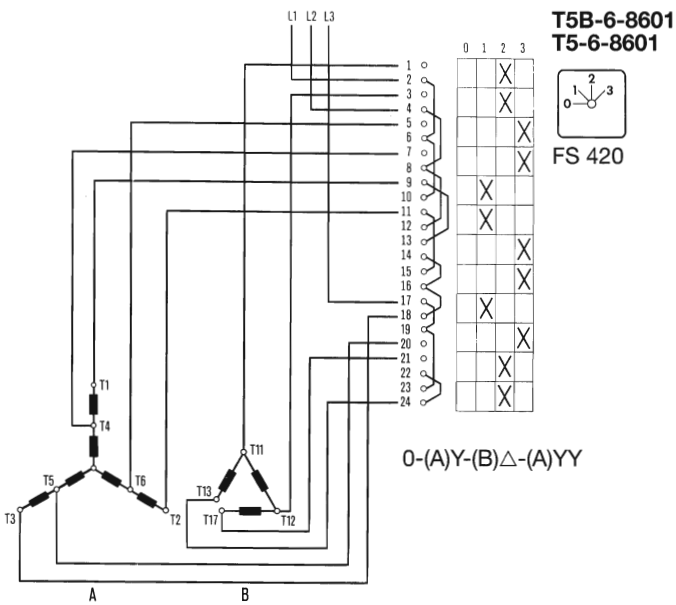

T5B-6-8601
T5-6-8601

	0	1	2	3
1			X	
2			X	
3				X
4				X
5		X		
6		X		
7				X
8				X
9		X		
10			X	
11				X
12			X	
13			X	
14				X
15			X	
16			X	

FS 420

Pole
Poles
Pôles

3

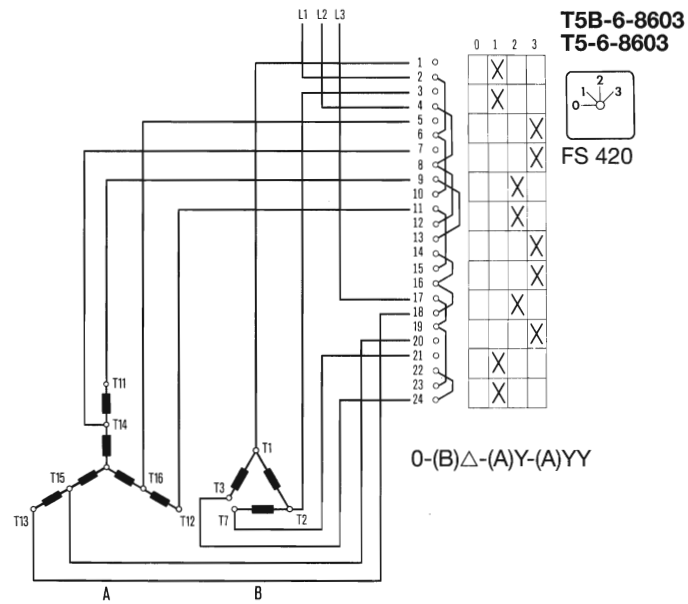

T5B-6-8603
T5-6-8603

	0	1	2	3
1		X		
2		X		
3				X
4				X
5			X	
6			X	
7				X
8				X
9			X	
10			X	
11				X
12				X
13			X	
14				X
15	X			
16	X			

FS 420

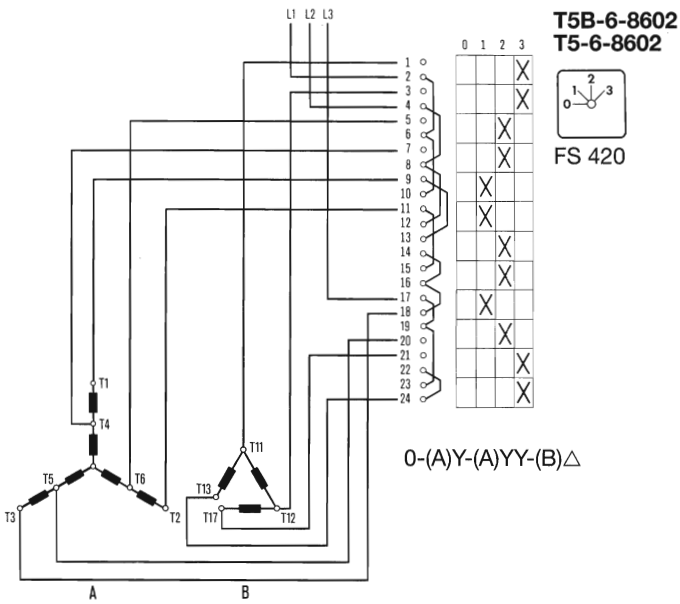

T5B-6-8602
T5-6-8602

	0	1	2	3
1				X
2				X
3			X	
4			X	
5		X		
6		X		
7			X	
8			X	
9		X		
10			X	
11				X
12				X

FS 420

T5B-6-8605
T5-6-8605

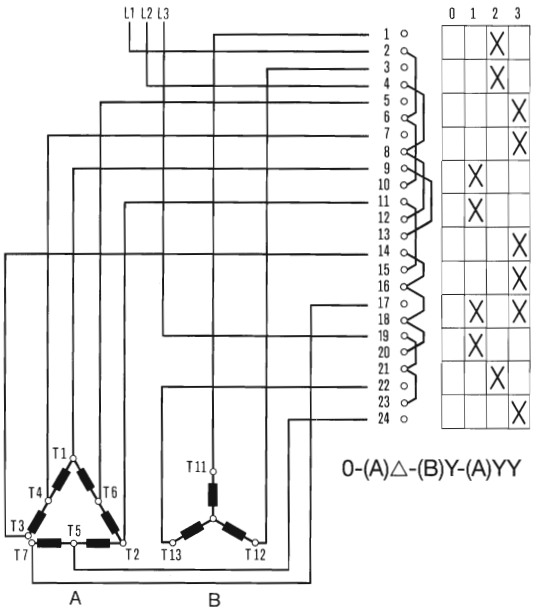

FS 420

T5B-7-8608
T5-7-8608

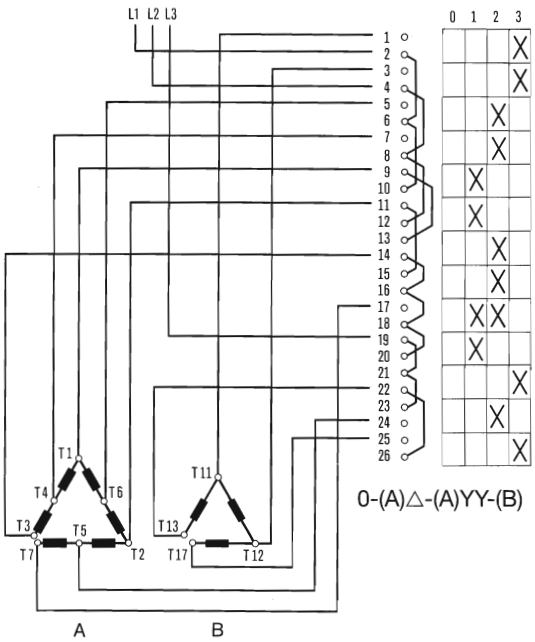

FS 420

T5B-7-8606
T5-7-8606

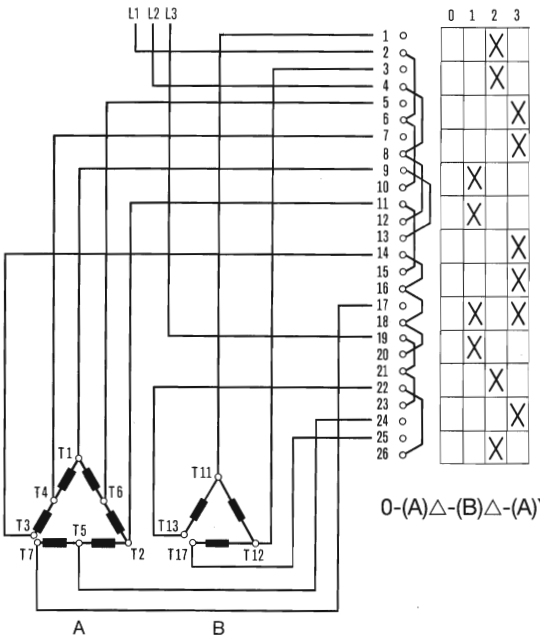

FS 420

T5B-6-8609
T5-6-8609

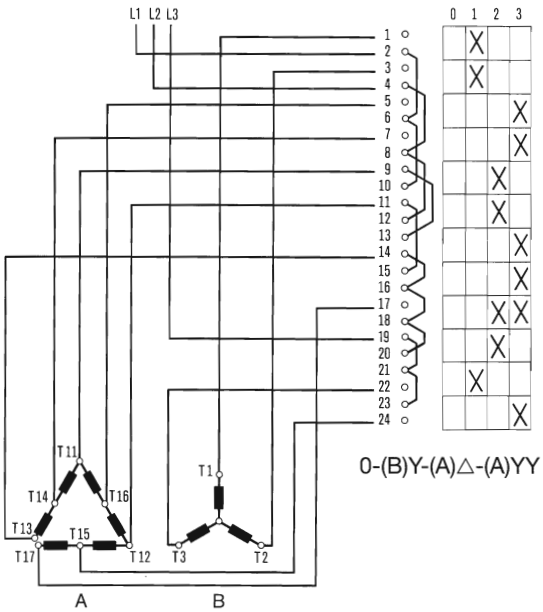

FS 420

T5B-6-8607
T5-6-8607

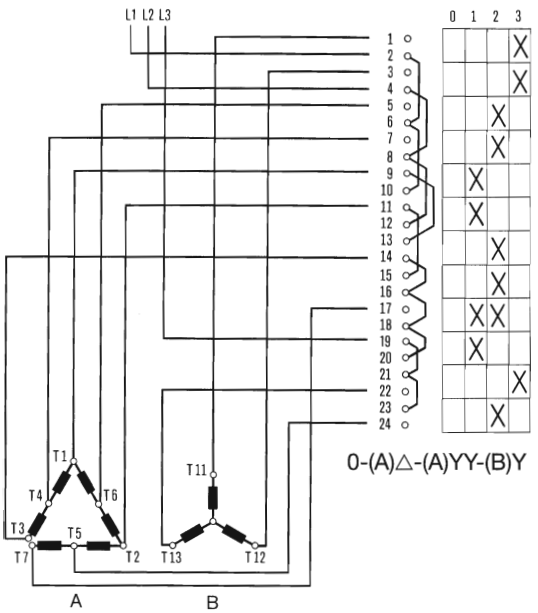

FS 420

T5B-7-8610
T5-7-8610

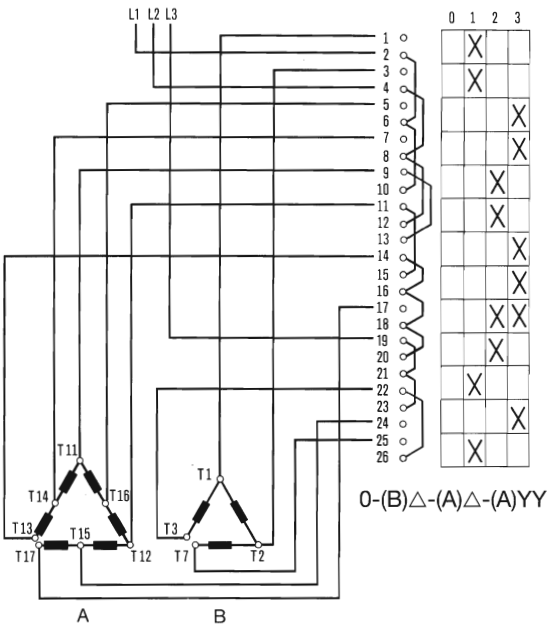

FS 420

Polumschalter

3 Drehzahlen, 2 getrennte Wicklungen
Für Antriebe mit konstanter Leistung

Three-speed switches, two separate windings/For drive motors with constant output
Commutateurs de pôles, 3 vitesses, 2 enroulements séparés/Pour moteurs d'entraînement à puissance constante

Pole
Poles
Pôles

3

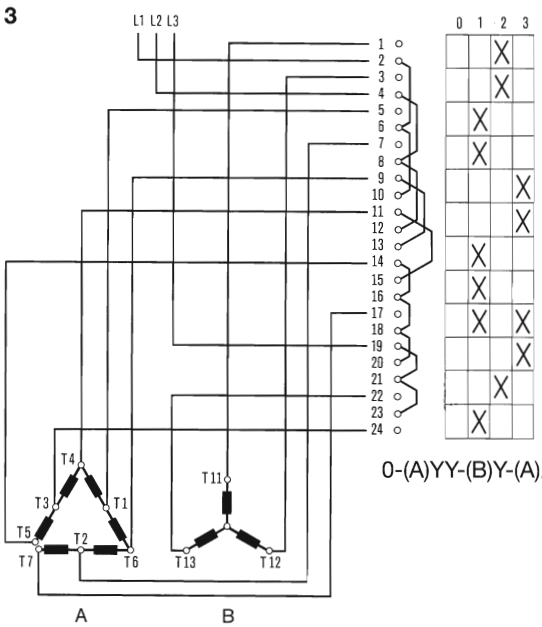

	0	1	2	3
1			X	
2			X	
3		X		
4		X		
5				X
6				X
7		X		
8		X		
9			X	
10			X	
11		X		
12		X		
13		X		X
14				X
15			X	
16		X		
17				X
18				X
19			X	
20		X		
21				X
22			X	
23				X
24				X
25				X
26				X

T5B-6-8613
T5-6-8613

FS 420

0-(A)YY-(B)Y-(A)△

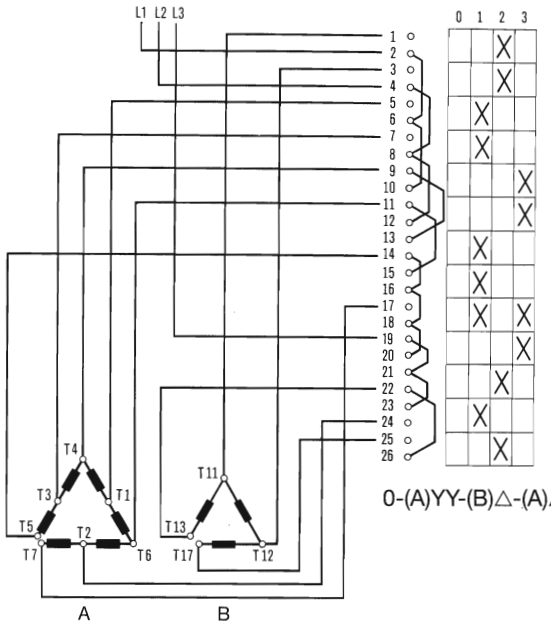

	0	1	2	3
1			X	
2			X	
3		X		
4		X		
5				X
6				X
7		X		
8		X		
9			X	
10			X	
11		X		
12		X		
13		X		X
14				X
15			X	
16		X		
17				X
18				X
19			X	
20		X		
21				X
22			X	
23				X
24				X
25				X
26				X

T5B-7-8614
T5-7-8614

FS 420

0-(A)YY-(B)△-(A)△

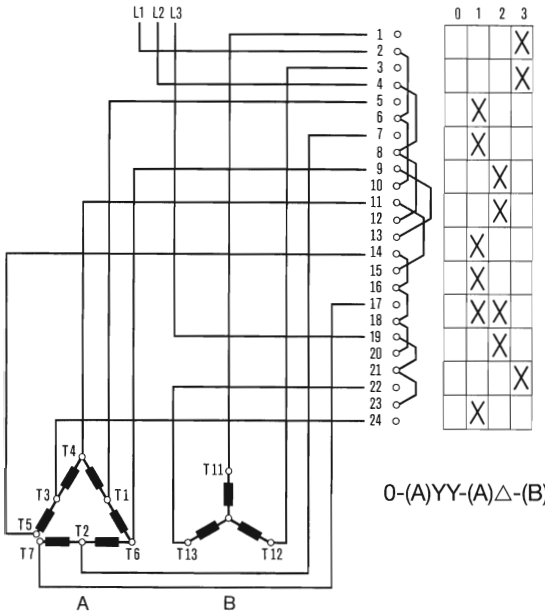

	0	1	2	3
1				X
2				X
3		X		
4		X		
5			X	
6			X	
7		X		
8		X		
9		X	X	
10			X	
11				X
12		X		
13				
14				
15				
16				
17				
18				
19				
20				
21				
22				
23				
24				

T5B-6-8615
T5-6-8615

FS 420

0-(A)YY-(A)△-(B)Y

Pole
Poles
Pôles

3

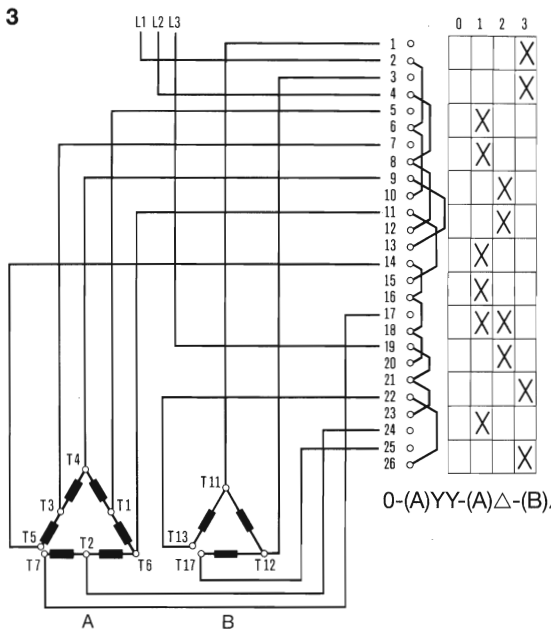

	0	1	2	3
1				X
2				X
3		X		
4		X		
5			X	
6			X	
7		X		
8		X		
9		X	X	
10			X	
11				X
12		X		
13				
14				
15				
16				
17				
18				
19				
20				
21				
22				
23				
24				
25				
26				X

T5B-7-8616
T5-7-8616

FS 420

0-(A)YY-(A)△-(B)△

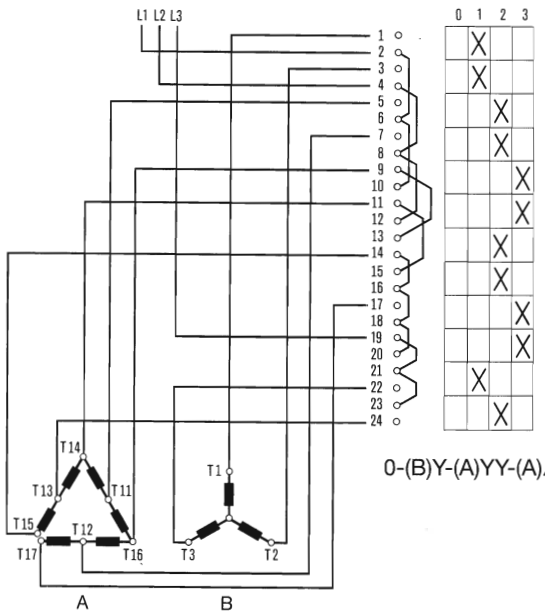

	0	1	2	3
1		X		
2		X		
3			X	
4			X	
5				X
6				X
7			X	
8			X	
9				X
10				X
11		X		
12			X	
13				
14				
15				
16				
17				
18				
19				
20				
21				
22				
23				
24				

T5B-6-8617
T5-6-8617

FS 420

0-(B)Y-(A)YY-(A)△

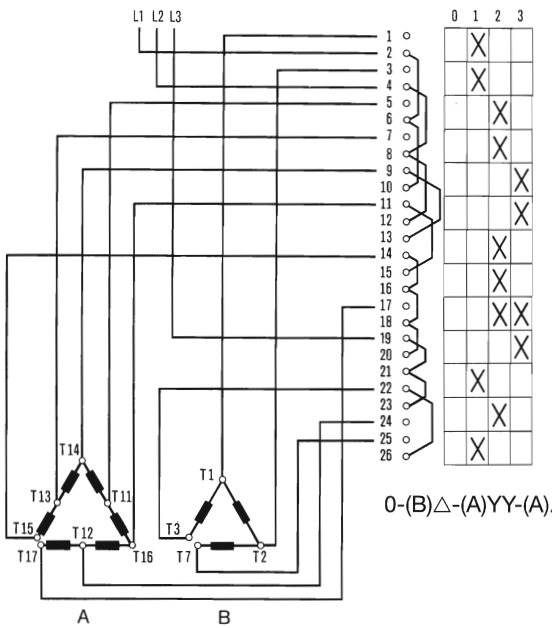

	0	1	2	3
1		X		
2		X		
3			X	
4			X	
5				X
6				X
7			X	
8			X	
9				X
10				X
11		X		
12			X	
13				
14				
15				
16				
17				
18				
19				
20				
21				
22				
23				
24				
25				
26				

T5B-7-8618
T5-7-8618

FS 420

0-(B)△-(A)YY-(A)△

Einfache Wicklung bei Drehzahl I
Single winding at speed I
enroulement simple en vitesse I

Pole
Poles
Pôles

3

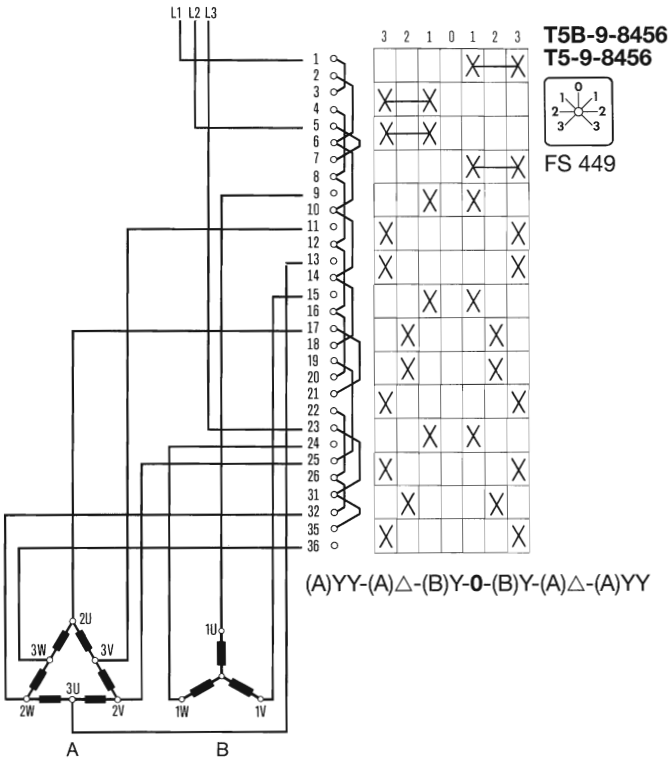

Einfache Wicklung bei Drehzahl III
Single winding at speed III
enroulement simple en vitesse III

Pole
Poles
Pôles

3

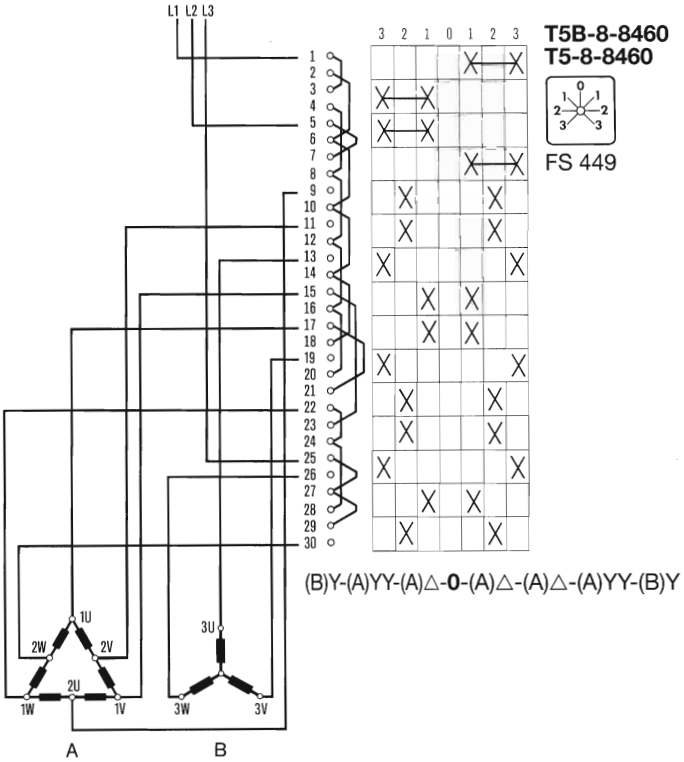

Einfache Wicklung bei Drehzahl II
Single winding at speed II
enroulement simple en vitesse II

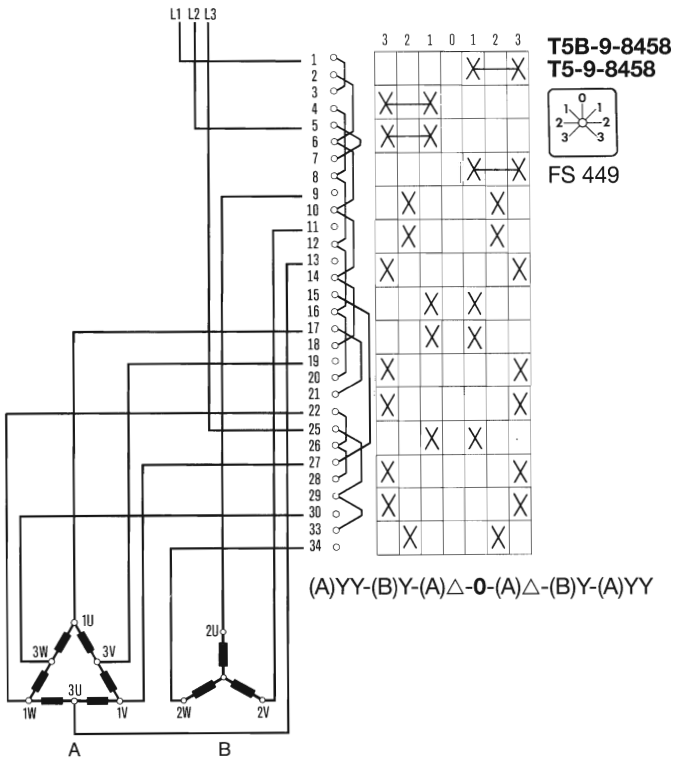

Pole
Poles
Pôles

3

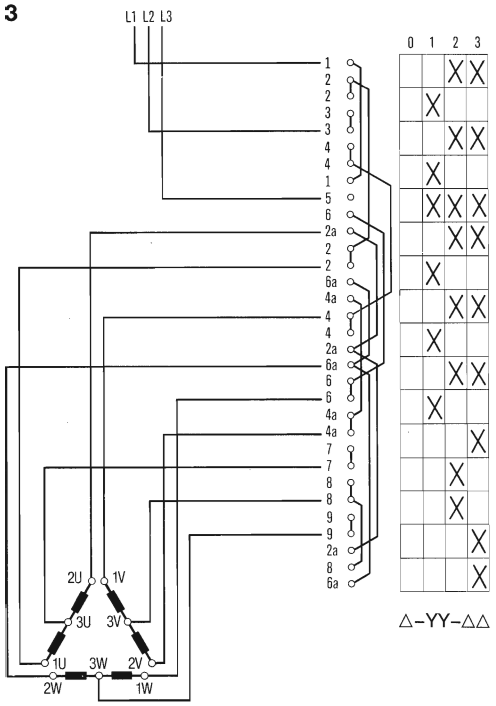

mit „0"-Stellung
with "0" position
avec position «0»

T5B-8-15100
T5-8-15100

FS 420

T5B-8-15102
T5-8-15102

FS 404

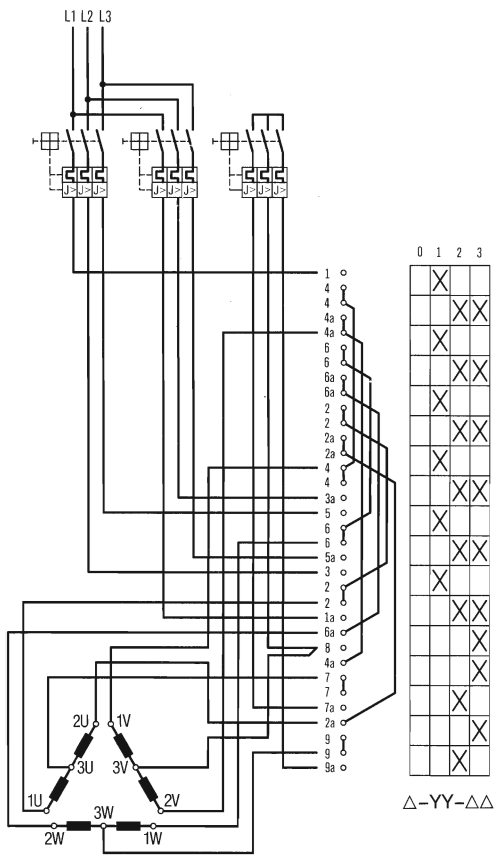

mit „0"-Stellung
with "0" position
avec position «0»

TB5-9-15101
T5-9-15101

FS 420

T5B-10-15103
T5-10-15103

FS 404

Pole
Poles
Pôles

3

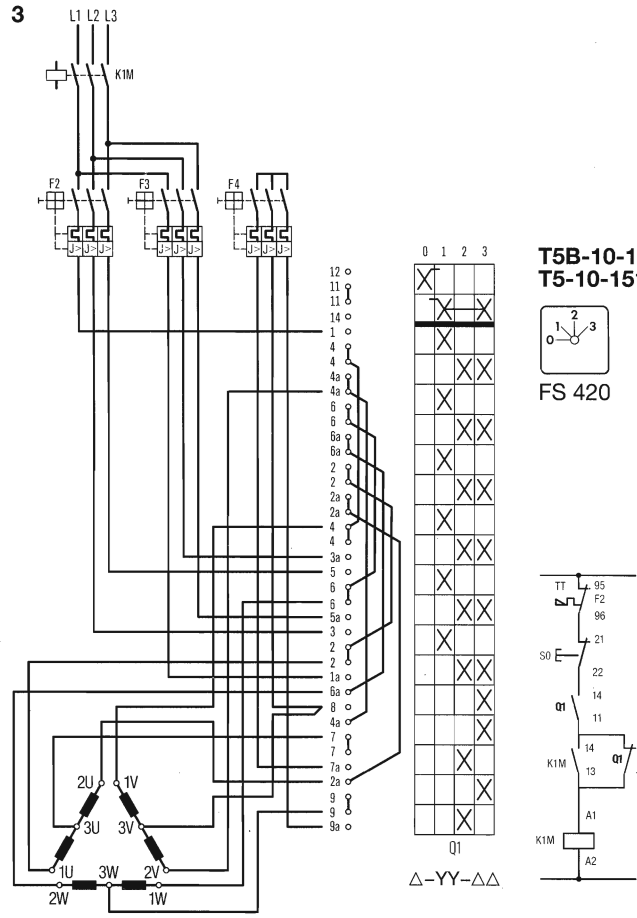

T5B-10-15104
T5-10-15104

FS 420

mit Verriegelung (sond 28)*
with interlocking provision (sond 28)*
avec verrouillage (sond 28)*

Gegenüberstellung der Anschlußbezeichnungen
Comparative Chart of Terminal Markings
Tableaux de correspondance des repérages de bornes

Nach DIN 42 400 (neu):
according to DIN 42 400 (new):
selon DIN 42 400 (noveau):

Polumschalter
3 Drehzahlen, 1 Drehrichtung, 1 Wicklung

Three-speed switches
non reversing, one winding

Commutateurs de pôles
3 vitesses, 1 sens de marche, 1 enroulement

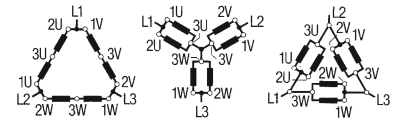

Drehzahl, speed, vitesse: 1 2 3

nach VDE (alt):
according to VDE (old):
selon VDE (ancien):

Polumschalter
3 Drehzahlen, 1 Drehrichtung, 1 Wicklung

Three-speed switches
non reversing, one winding

Commutateurs de pôles
3 vitesses, 1 sens de marche, 1 enroulement

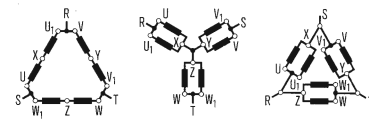

Drehzahl, speed, vitesse: 1 2 3

* Seite/Page 3/66 & AWA

Pole
Poles
Pôles

3

mit „0"-Stellung
Beim Schalten einer Wicklung bleibt die andere geschlossen

with "0" position
When one winding is brought in, the other one remains closed

avec position «0»
Lors de l'enclenchement d'un enroulement, l'autre reste fermé

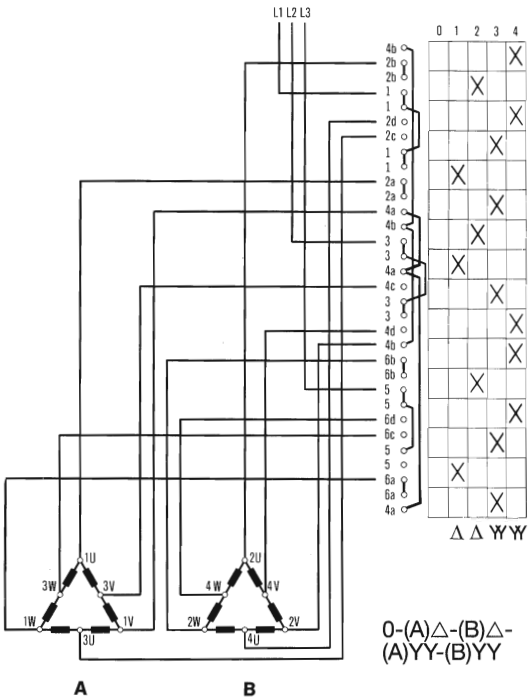

T5B-10-137
T5-10-137

FS 421

ohne „0"-Stellung
without "0" position
sans position «0»

T5B-8-184
T5-8-184

FS 405

0-(A)Δ-(B)Δ-(A)YY-(B)YY

Pole
Poles
Pôles

3

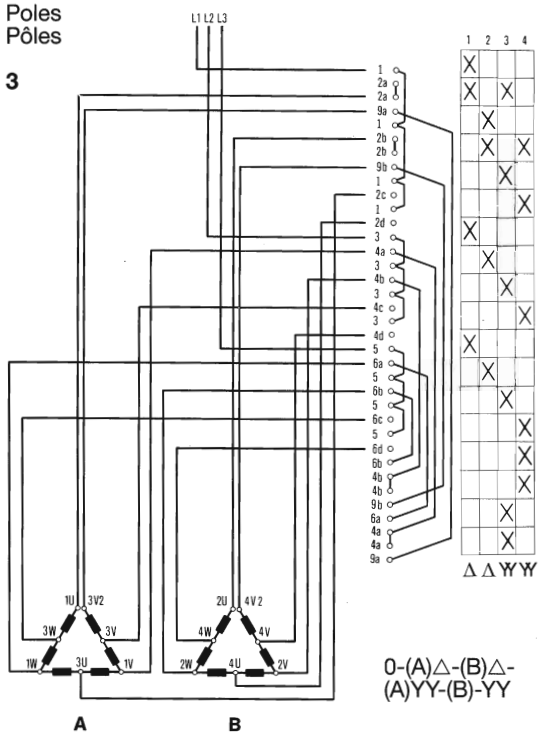

ohne „0"-Stellung
without "0" position
sans position «0»

TB5-10-186
T5-10-186

FS 405

0-(A)Δ-(B)Δ-(A)YY-(B)-YY

Pole
Poles
Pôles

3

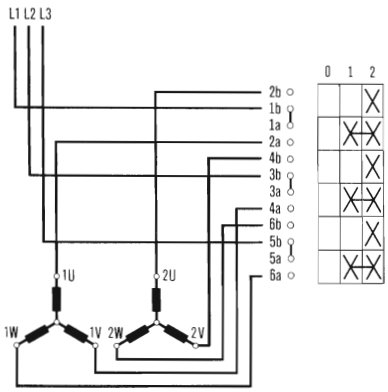

T5B-3-80
T5-3-80

FS 644

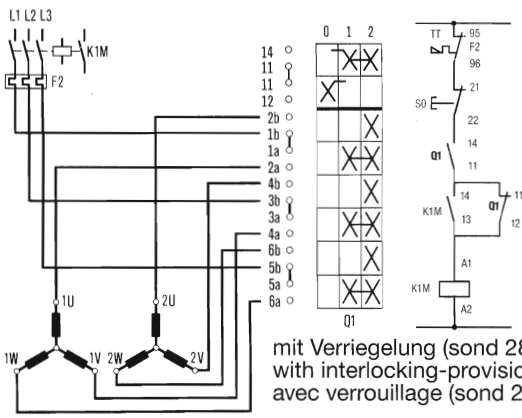

T5B-4-81
T5-4-81

FS 644

mit Verriegelung (sond 28)*
with interlocking-provision (sond 28)
avec verrouillage (sond 28)

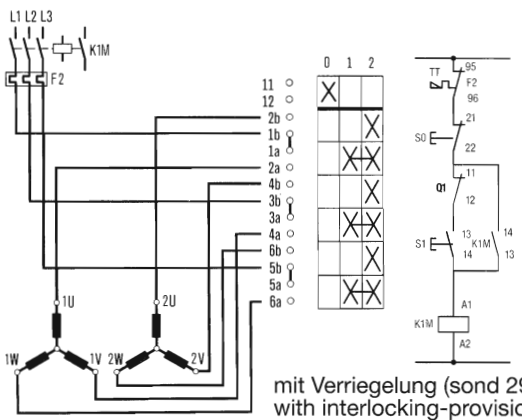

T5B-4-82
T5-4-82

FS 644

mit Verriegelung (sond 29)*
with interlocking-provision (sond 29)
avec verrouillage (sond 29)

* Seite/Page 3/66 & AWA

Pole
Poles
Pôles

2

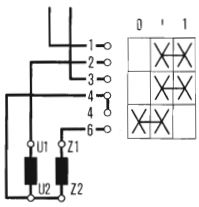

T5B-2-76
T5-2-76

FS 465

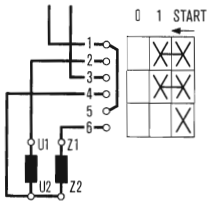

T5B-2-8425
T5-2-8425

FS 147767

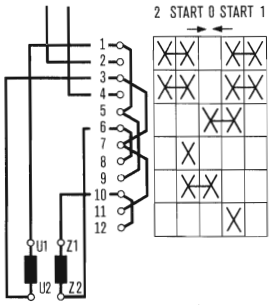

T5B-3-8426
T5-3-8426

FS 142074

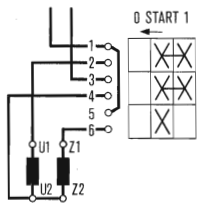

T5B-2-15120
T5-2-15120

FS 142010

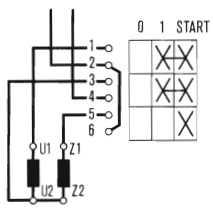

T5B-2-15121
T5-2-15121

FS 168401

Pole
Poles
Pôles

2

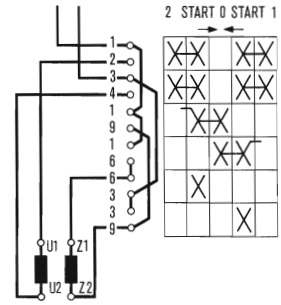

T5B-3-15122
T5-3-15122

FS 142074

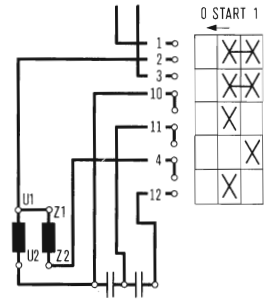

T5B-3-15124
T5-3-15124

FS 142010

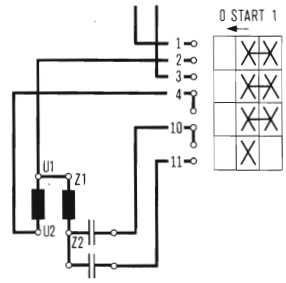

T5B-2-15125
T5-2-15125

FS 142010

Einphasen-Motor-Schalter
mit Anlaufkondensator
mit/ohne Betriebskondensator

Single-phase motor switch
with starting capacitor
with/without running capacitor

Commutateur de moteurs monophasés
avec condensateur de démarrage
avec/sans condensateur de service

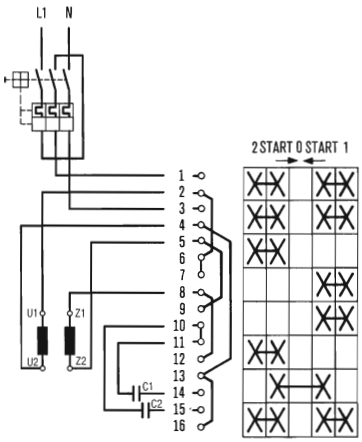

T5B-5-15126
T5-5-15126

FS 142074

U1-U2: Hauptwicklung
Main winding
Enroulement principal

Z1-Z2: Hilfswicklung
Auxiliary winding
Enroulement auxiliaire

C1: Anlaufkondensator
Starting capacitor
Condensateur de démarrage

C2: Betriebskondensator
Running capacitor
Condensateur de service

ohne C2: Klemmen 10 + 15 freilassen
without C2: Leave terminals 10 + 15 free
sans C2: bornes 10 + 15 à laisser libre

Pole
Poles
Pôles

1

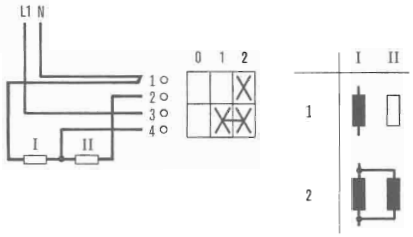

T5B-1-91
T5-1-91

FS 418

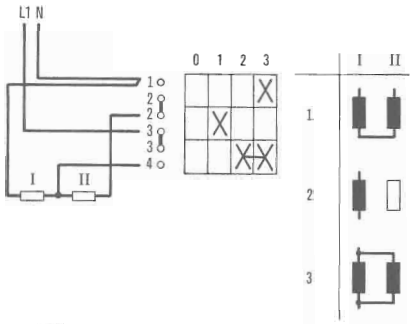

T5B-2-92
T5-2-92

FS 420

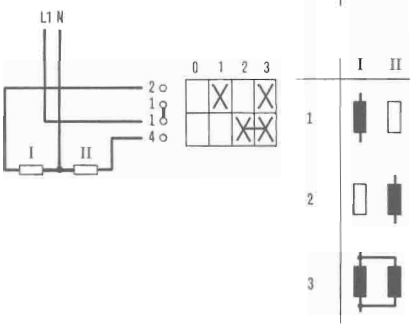

T5B-1-93
T5-1-93

FS 420

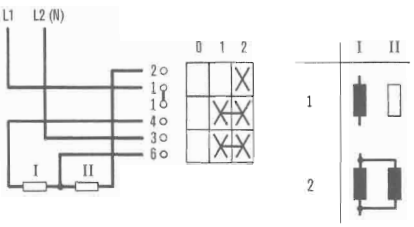

T5B-2-94
T5-2-94

FS 418

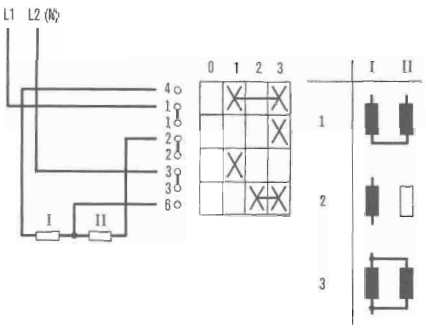

T5B-2-95
T5-2-95

FS 420

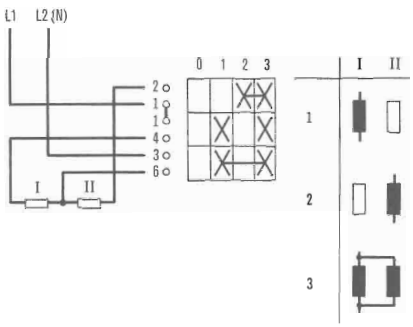

T5B-2-96
T5-2-96

FS 420

Pole
Poles
Pôles

1

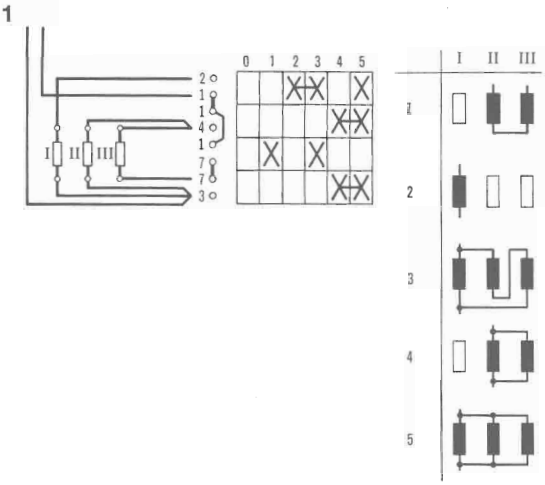

T5B-4-191
T5-4-191

FS 620

2

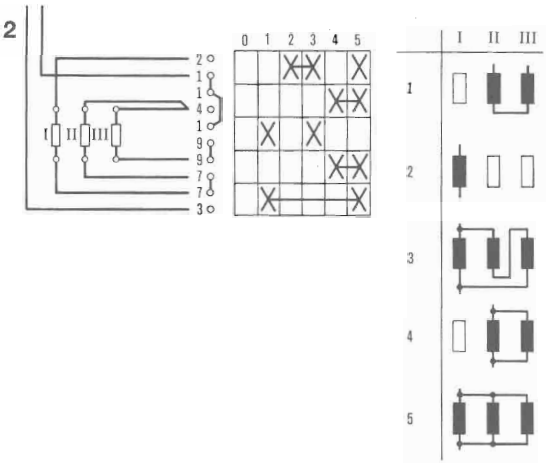

T5B-5-192
T5-5-192

FS 620

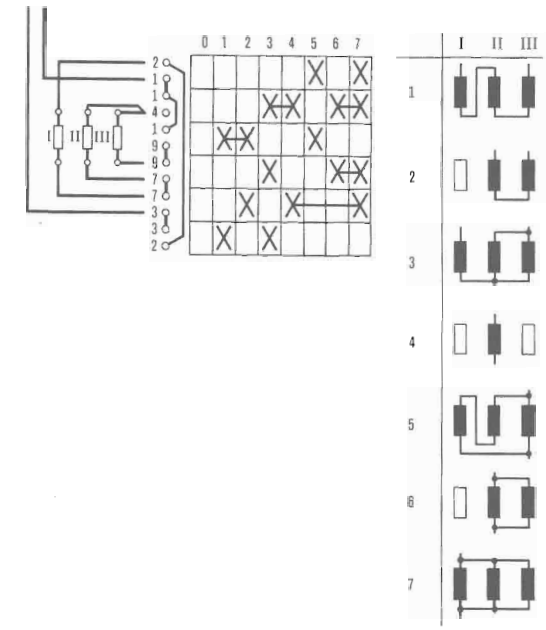

T5B-5-194
T5-5-194

FS 428

3

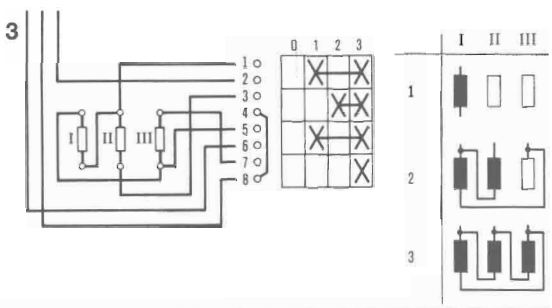

T5B-2-8316
T5-2-8316

FS 420

Pole
Poles
Pôles

3

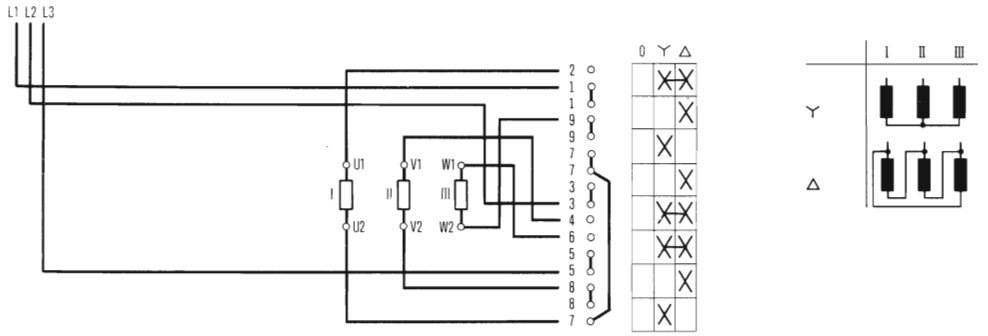

T5B-4-3
T5-4-3

FS 635

Pole
Poles
Pôles

1

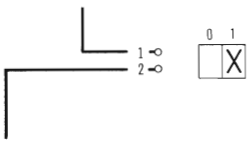

T5B-1-140
T5-1-140

FS 416

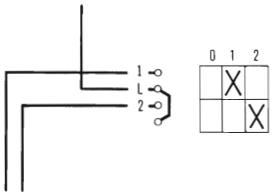

T5B-1-141
T5-1-141

FS 418

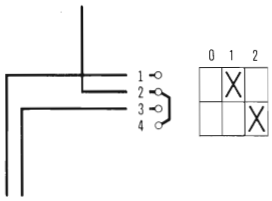

T5B-1-8240
T5-1-8240

FS 418

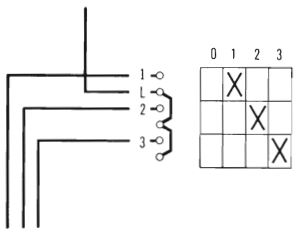

T5B-2-142
T5-2-142

FS 420

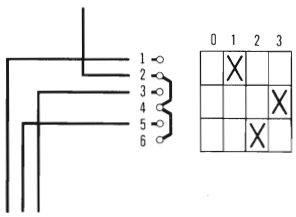

T5B-2-8241
T5-2-8241

FS 420

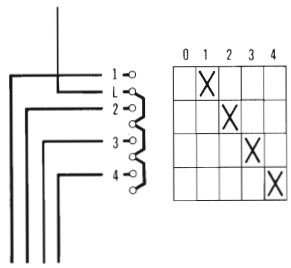

T5B-3-143
T5-3-143

FS 422

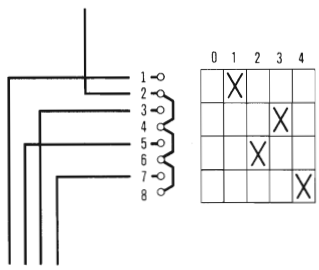

T5B-3-8242
T5-3-8242

FS 422

Pole
Poles
Pôles

1

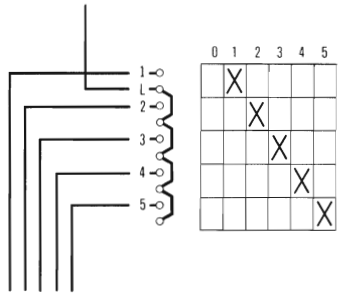

T5B-3-144
T5-3-144

FS 424

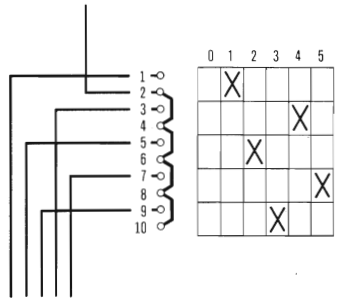

T5B-3-8243
T5-3-8243

FS 424

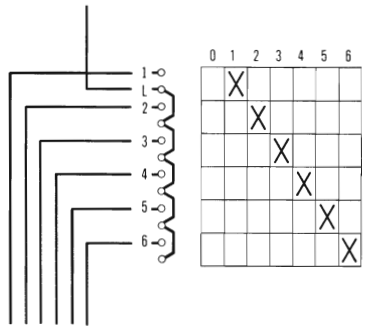

T5B-4-145
T5-4-145

FS 426

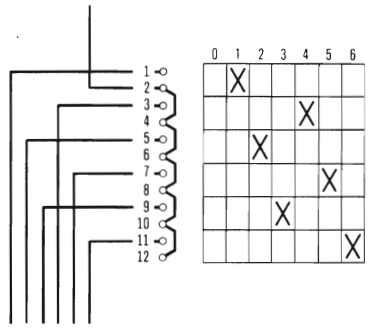

T5B-4-8244
T5-4-8244

FS 426

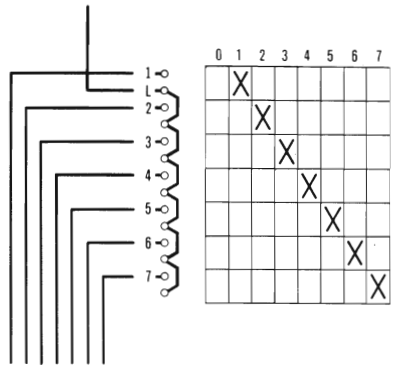

T5B-4-146
T5-4-146

FS 428

Pole
Poles
Pôles

1

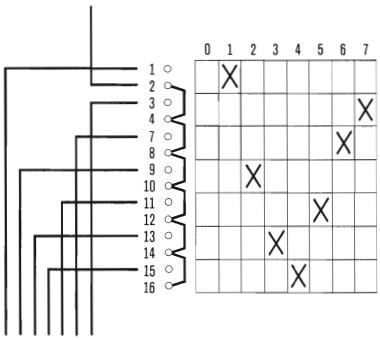

T5B-4-8245
T5-4-8245

FS 428

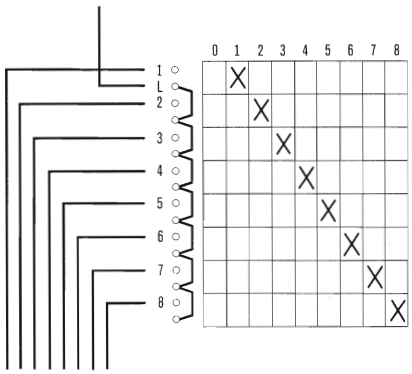

T5B-5-15246
T5-5-15246

FS 313

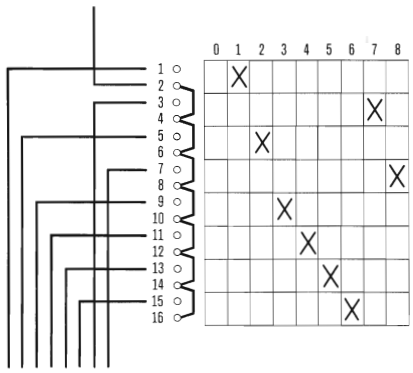

T5B-5-8246
T5-5-8246

FS 313

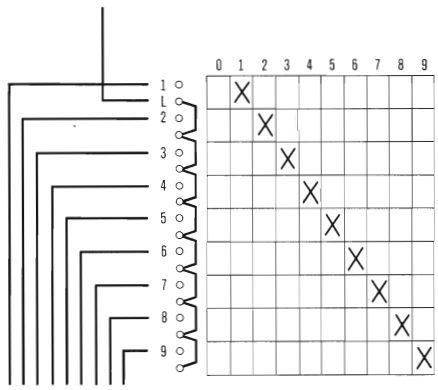

T5B-5-15247
T5-5-15247

FS 312

Pole
Poles
Pôles

1

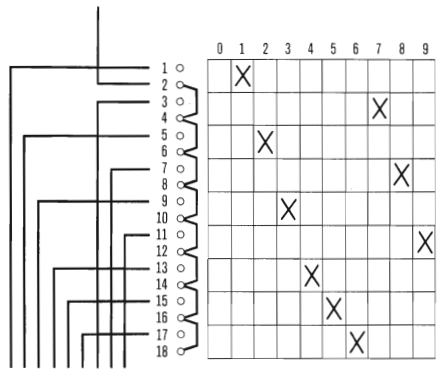

T5B-5-8247
T5-5-8247

FS 312

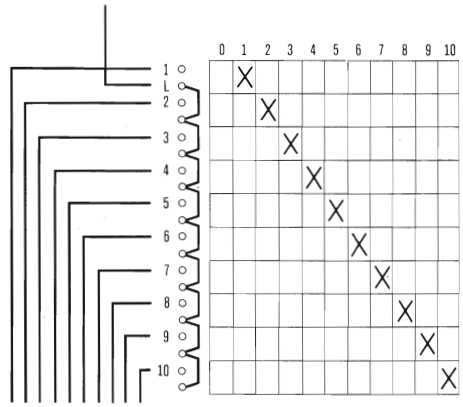

T5B-6-15248
T5-6-15248

FS 311

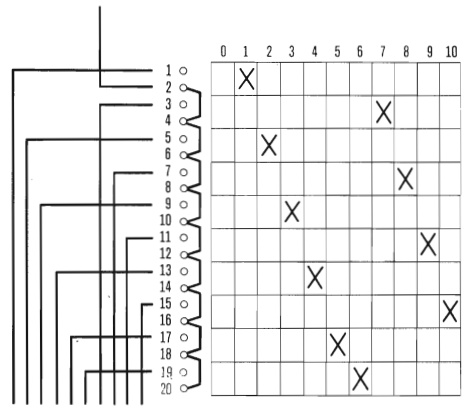

T5B-6-8248
T5-6-8248

FS 311

Pole
Poles
Pôles

1

mit Nullstellung
with "OFF" position
avec position zéro

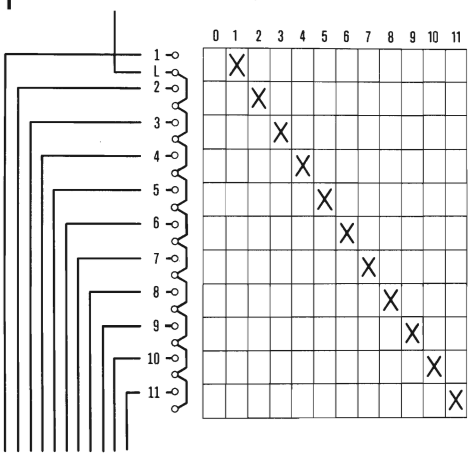

T5B-6-15249
T5-6-15249

FS 310

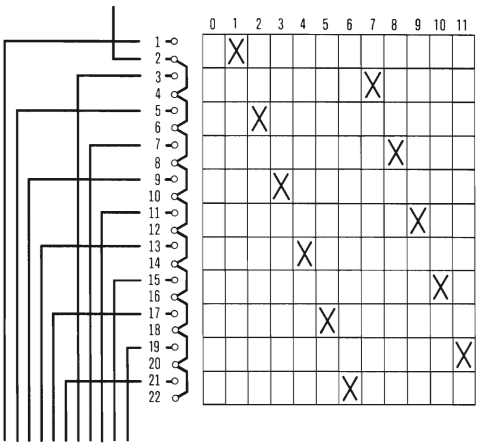

T5B-6-8249
T5-6-8249

FS 310

ohne Nullstellung
without "OFF" position
sans position zéro

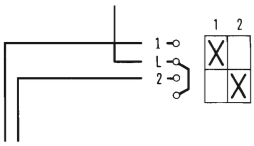

T5B-1-147
T5-1-147

FS 402

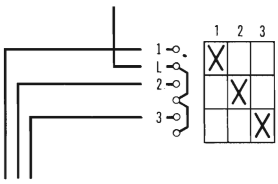

T5B-2-148
T5-2-148

FS 404

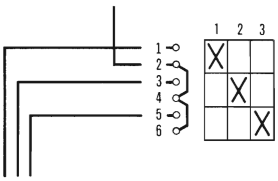

T5B-2-8230
T5-2-8230

FS 404

Pole
Poles
Pôles

1

ohne Nullstellung
without "OFF" position
sans position zéro

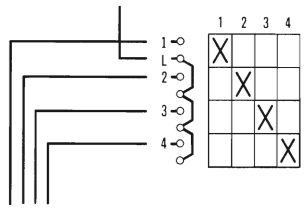

T5B-2-149
T5-2-149

FS 406

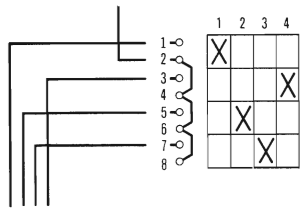

T5B-2-8231
T5-2-8231

FS 406

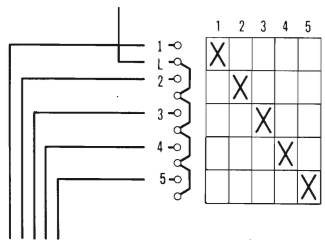

T5B-3-150
T5-3-150

FS 408

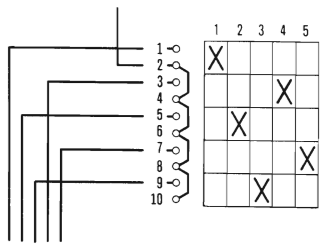

T5B-3-8232
T5-3-8232

FS 408

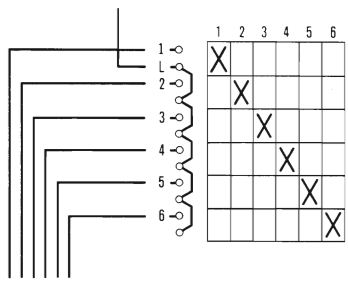

T5B-3-151
T5-3-151

FS 410

Pole
Poles
Pôles

1

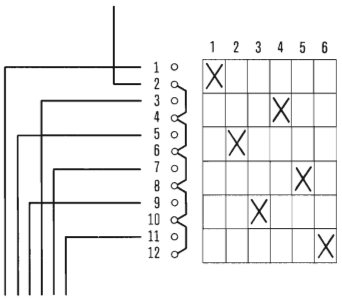

T5B-3-8233
T5-3-8233

FS 410

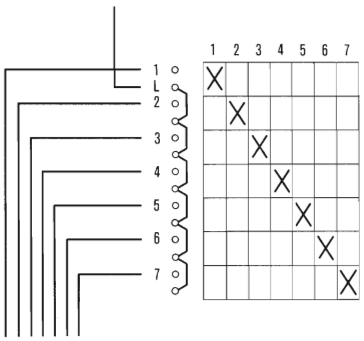

T5B-4-152
T5-4-152

FS 412

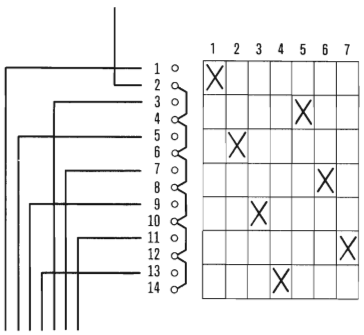

T5B-4-8234
T5-4-8234

FS 412

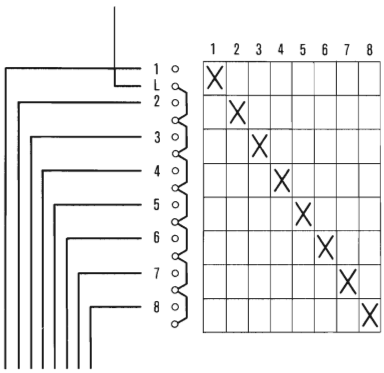

T5B-4-153
T5-4-153

FS 414

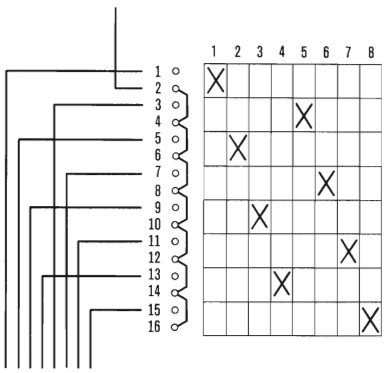

T5B-4-8235
T5-4-8235

FS 414

Pole
Poles
Pôles

1

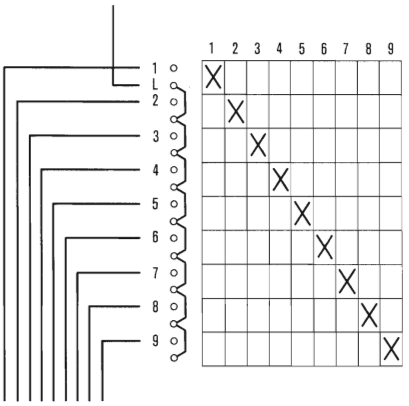

T5B-5-15250
T5-5-15250

FS 304

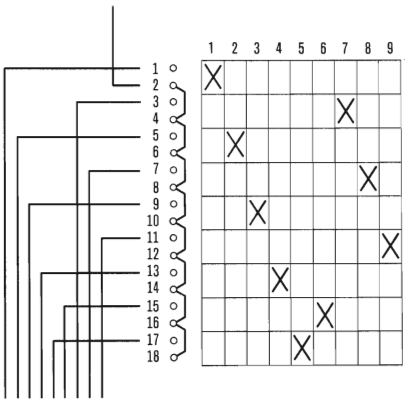

T5B-5-8236
T5-5-8236

FS 304

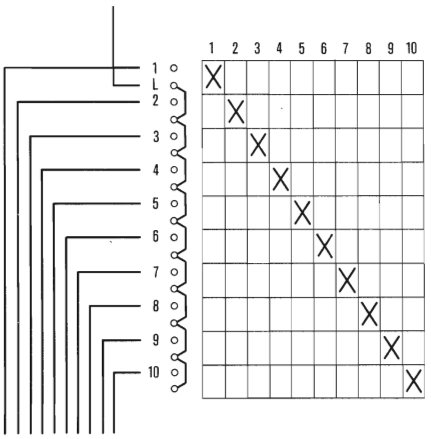

T5B-5-15251
T5-5-15251

FS 303

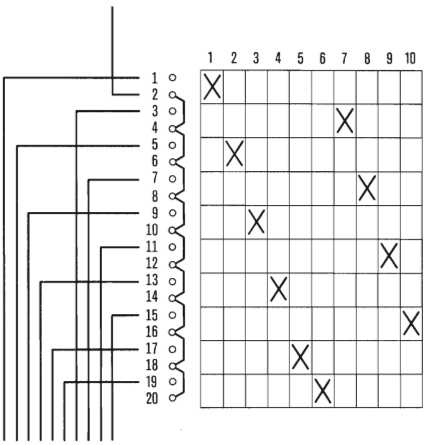

T5B-5-8237
T5-5-8237

FS 303

Pole
Poles
Pôles

1

ohne Nullstellung
without "OFF" position
sans position zéro

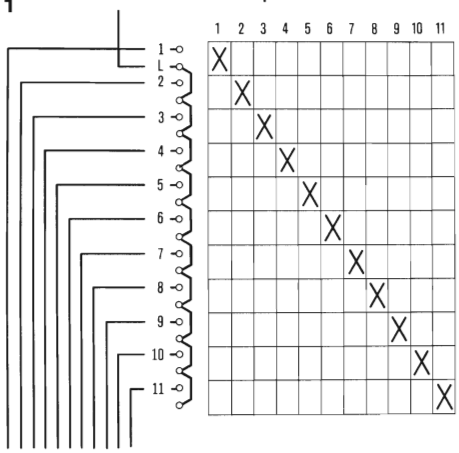

T5B-6-15252
T5-6-15252

FS 302

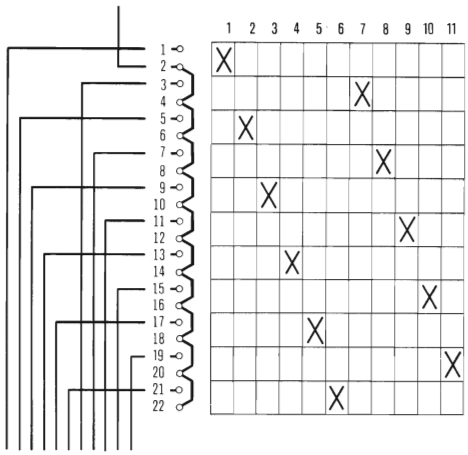

T5B-6-8238
T5-6-8238

FS 302

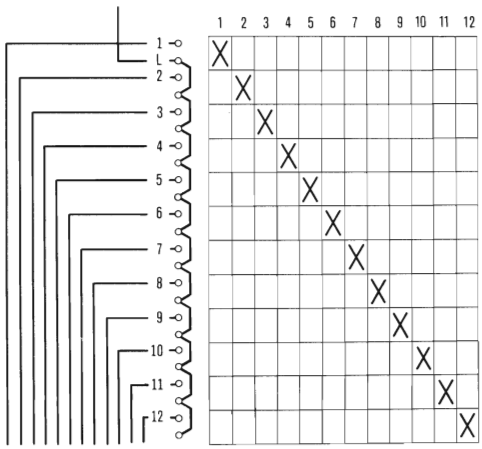

T5B-6-15253
T5-6-15253

FS 301

mit Rundschaltung
Complete rotation
Commutation sans butée

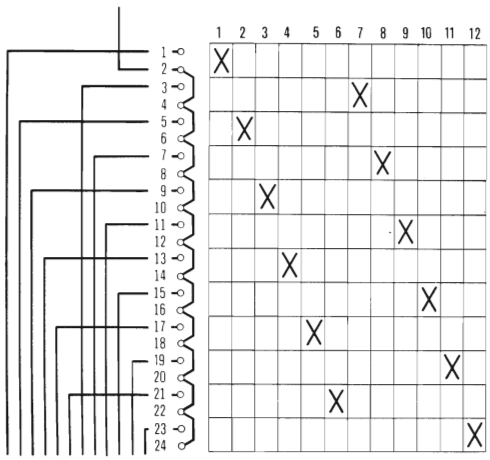

T5B-6-8239
T5-6-8239

FS 301

Pole
Poles
Pôles

2

mit Nullstellung
with "OFF" position
avec position zéro

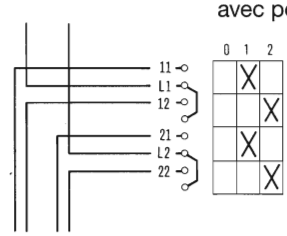

T5B-2-15130
T5-2-15130

FS 418

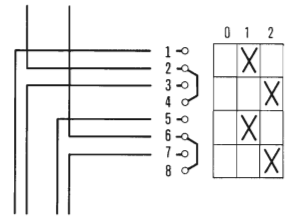

T5B-2-8260
T5-2-8260

FS 418

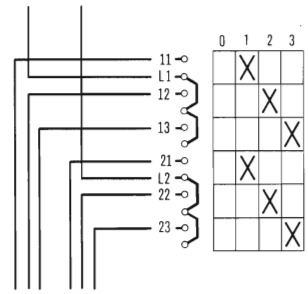

T5B-3-15131
T5-3-15131

FS 420

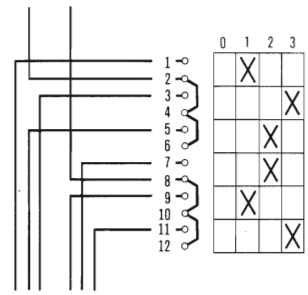

T5B-3-8261
T5-3-8261

FS 420

Pole
Poles
Pôles

2

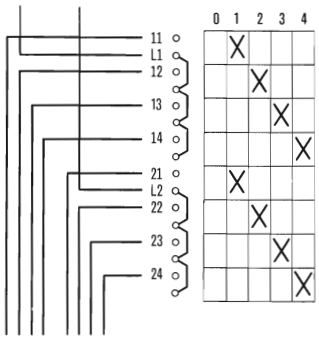

T5B-5-15132
T5-5-15132

FS 422

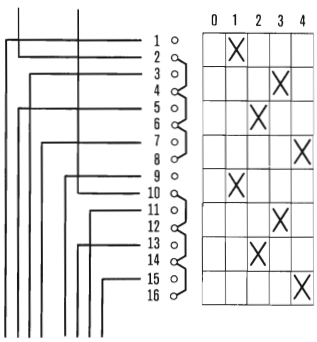

T5B-5-8262
T5-5-8262

FS 422

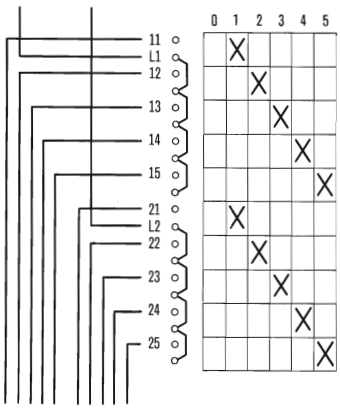

T5B-6-15133
T5-6-15133

FS 424

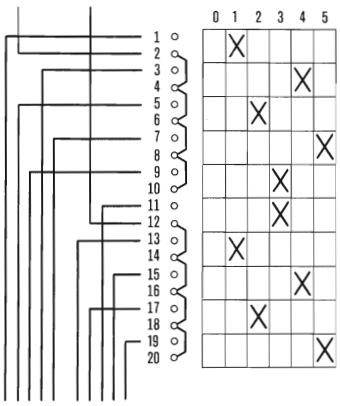

T5B-6-8263
T5-6-8263

FS 424

Pole
Poles
Pôles

2

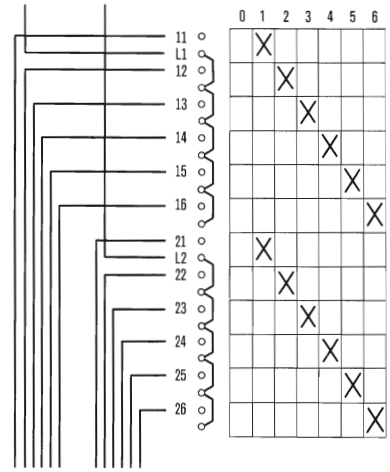

T5B-7-15134
T5-7-15134

FS 426

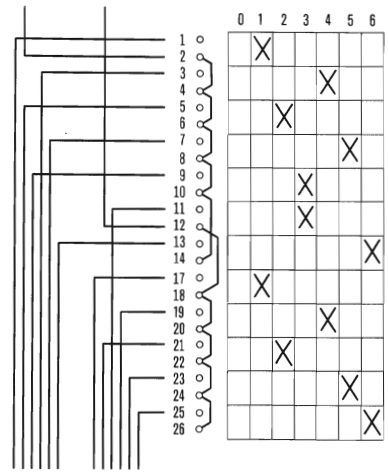

T5B-7-8264
T5-7-8264

FS 426

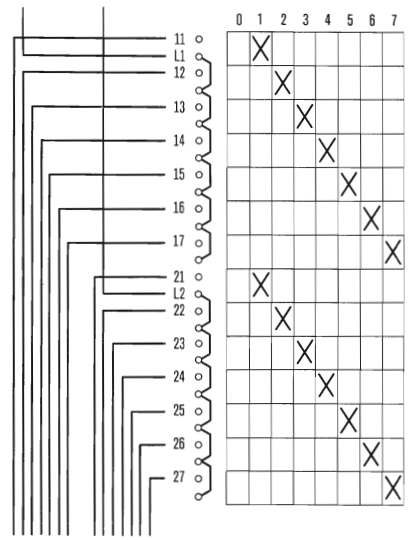

T5B-8-15135
T5-8-15135

FS 428

Pole
Poles
Pôles

2

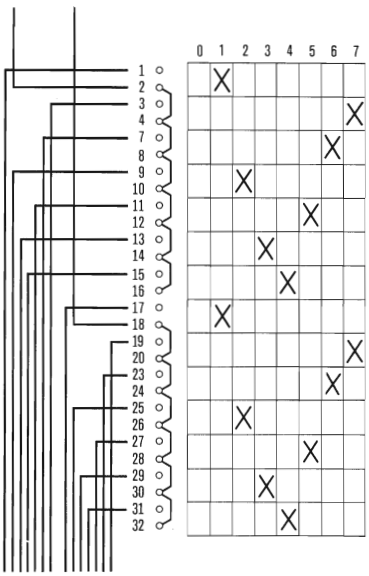

T5B-8-8265
T5-8-8265

FS 428

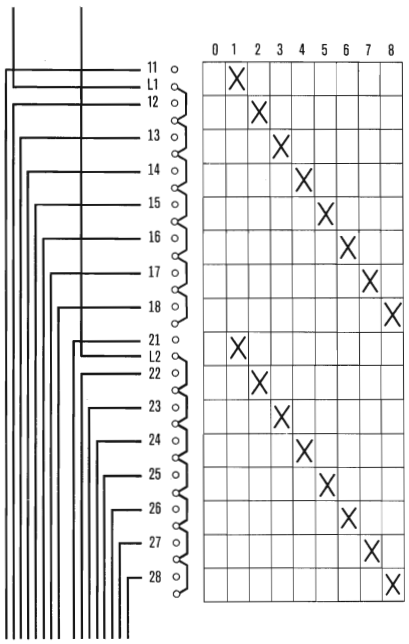

T5B-9-15290
T5-9-15290

FS 313

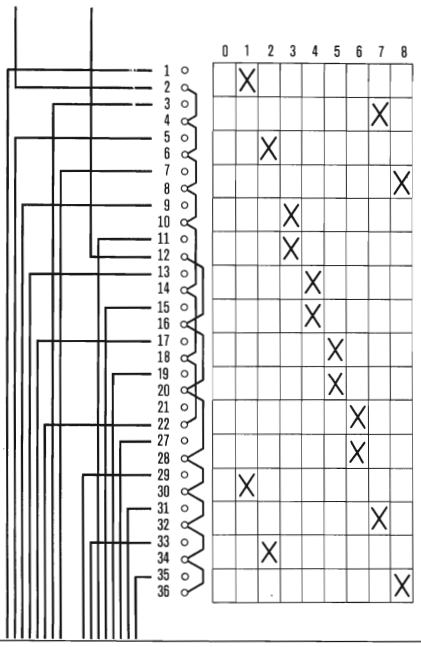

T5B-9-8266
T5-9-8266

FS 313

Pole
Poles
Pôles

2

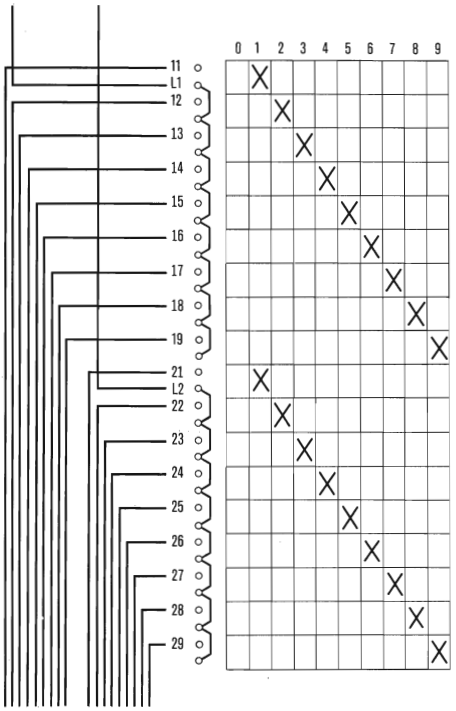

T5B-10-15291
T5-10-15291

FS 312

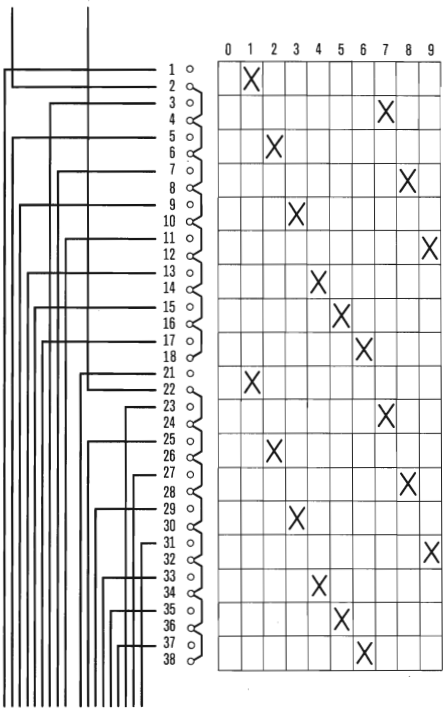

T5B-10-8267
T5-10-8267

FS 312

Pole
Poles
Pôles

2

ohne Nullstellung
without "OFF" position
sans position zéro

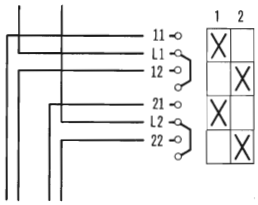

T5B-2-15136
T5-2-15136

FS 402

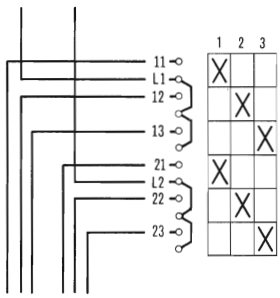

T5B-3-15137
T5-3-15137

FS 404

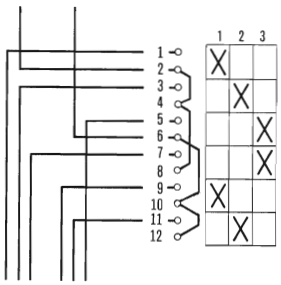

T5B-3-8250
T5-3-8250

FS 404

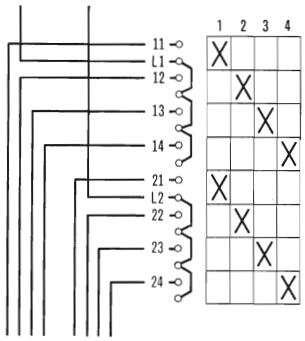

T5B-4-15138
T5-4-15138

FS 406

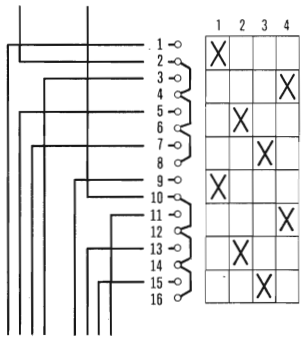

T5B-4-8251
T5-4-8251

FS 406

Pole
Poles
Pôles

2

ohne Nullstellung
without "OFF" position
sans position zéro

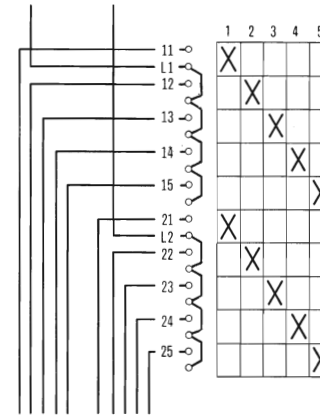

T5B-5-15139
T5-5-15139

FS 408

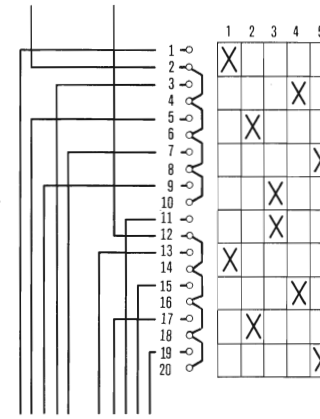

T5B-5-8252
T5-5-8252

FS 408

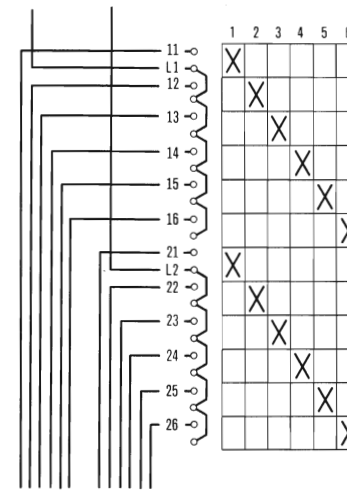

T5B-6-15140
T5-6-15140

FS 410

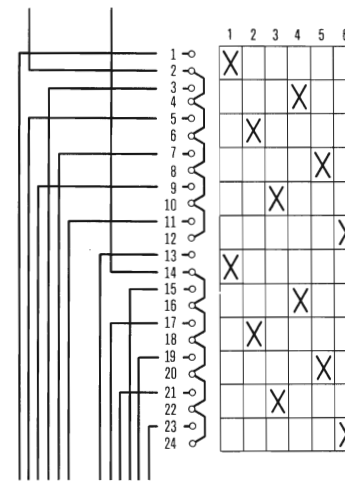

T5B-6-8253
T5-6-8253

FS 410

Pole
Poles
Pôles

2

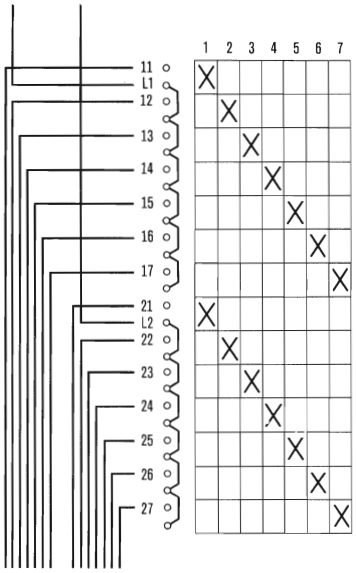

T5B-7-15141
T5-7-15141

FS 412

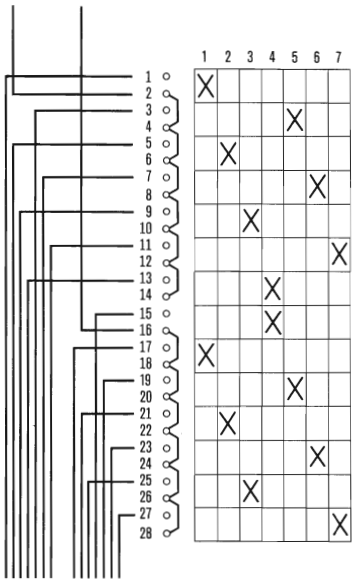

T5B-7-8254
T5-7-8254

FS 412

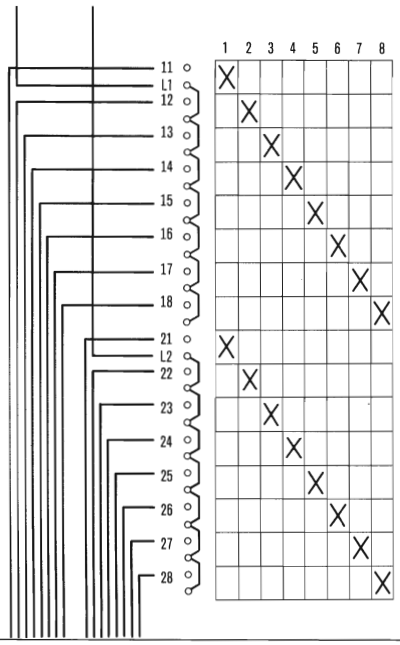

T5B-8-15142
T5-8-15142

FS 414

Pole
Poles
Pôles

2

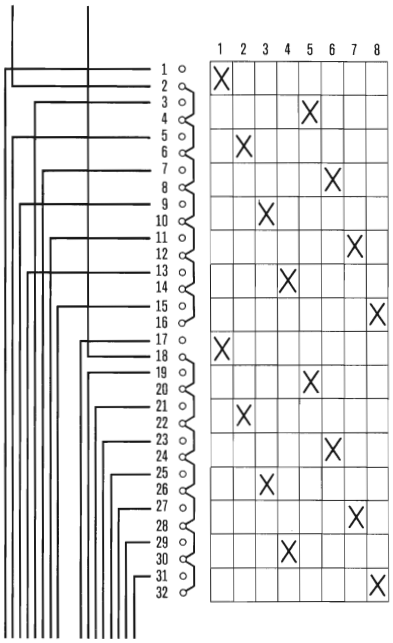

T5B-8-8255
T5-8-8255

FS 414

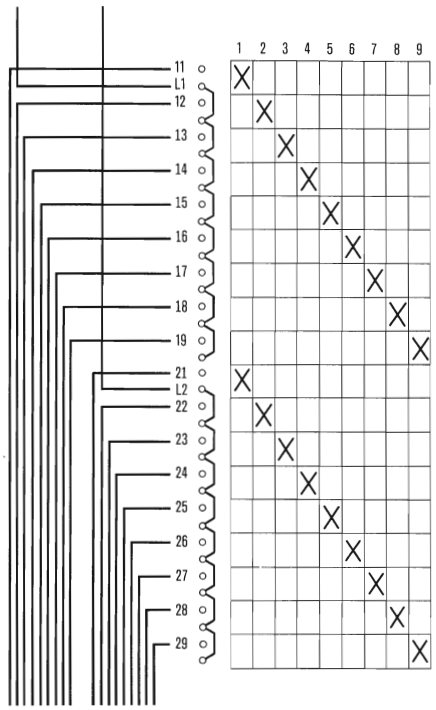

T5B-9-15294
T5-9-15294

FS 303

Pole
Poles
Pôles

2

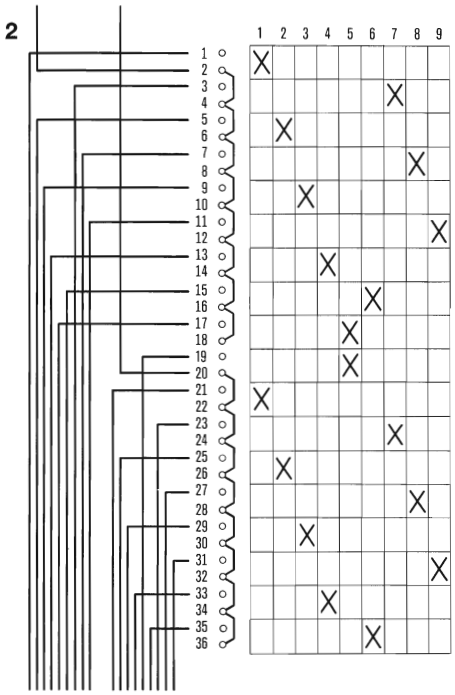

T5B-9-8256
T5-9-8256

FS 304

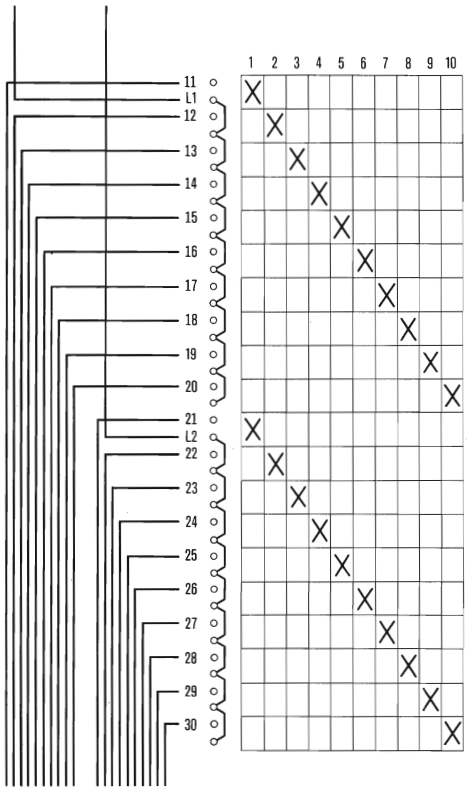

T5B-10-15295
T5-10-15295

FS 303

Pole
Poles
Pôles

3

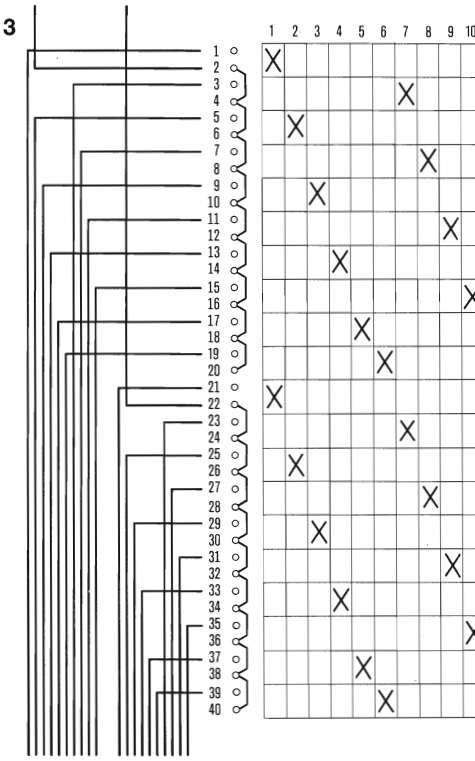

T5B-10-8257
T5-10-8257

FS 303

mit Nullstellung
with "OFF" position
avec position zéro

2

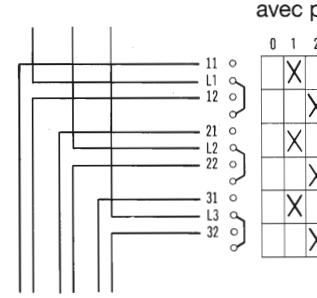

T5B-3-15143
T5-3-15143

FS 418

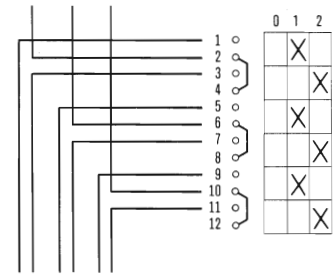

T5B-3-8280
T5-3-8280

FS 418

Pole
Poles
Pôles

3

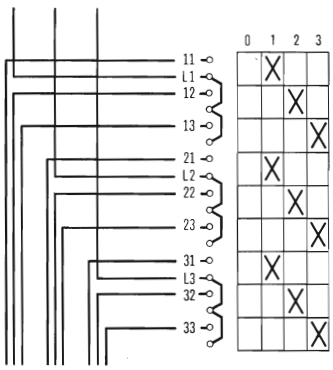

T5B-5-15144
T5-5-15144

FS 420

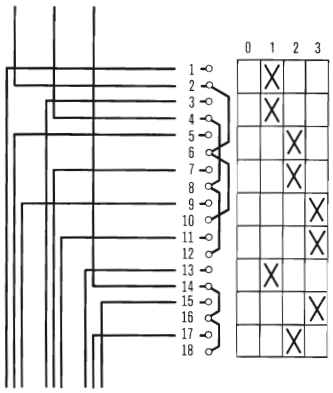

T5B-5-8281
T5-5-8281

FS 420

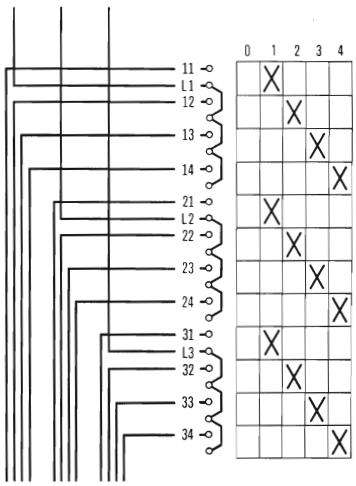

T5B-8-15145
T5-8-15145

FS 422

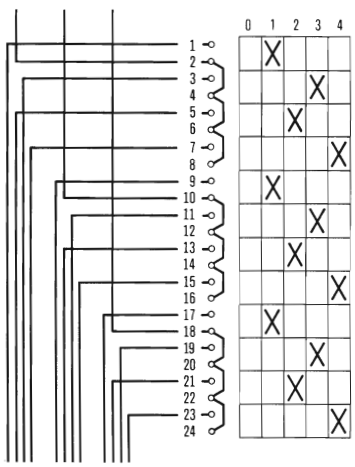

T5B-8-8282
T5-8-8282

FS 422

Pole
Poles
Pôles

3

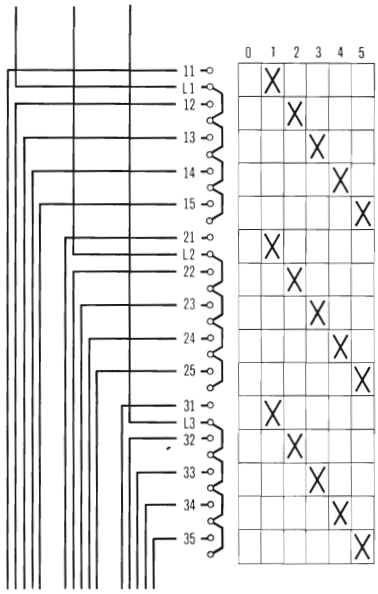

T5B-9-15146
T5-9-15146

FS 424

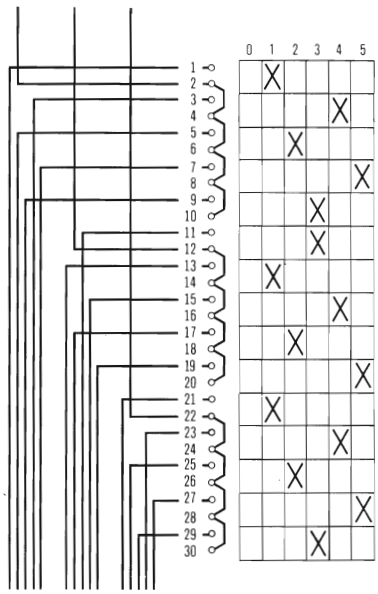

T5B-9-8283
T5-9-8283

FS 424

Pole
Poles
Pôles

3

ohne Nullstellung
without "OFF" position
sans position zéro

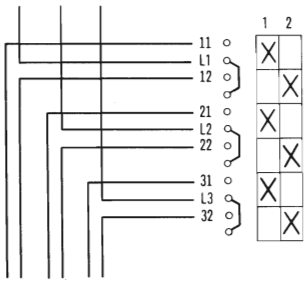

T5B-3-15149
T5-3-15149

FS 402

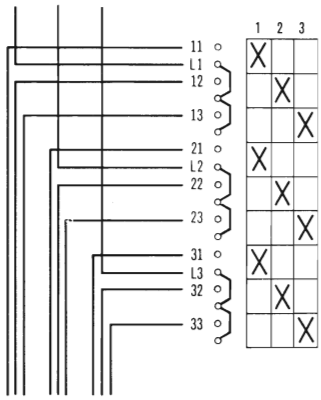

T5B-5-15150
T5-5-15150

FS 404

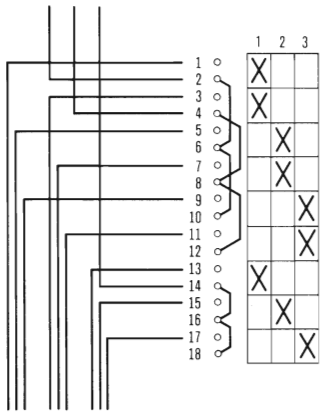

T5B-5-15270
T5-5-15270

FS 603

Pole
Poles
Pôles

3

ohne Nullstellung
without "OFF" position
sans position zéro

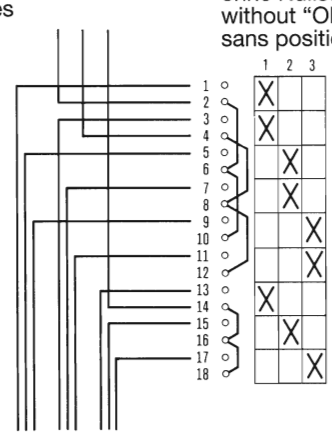

T5B-5-8270
T5-5-8270

FS 404

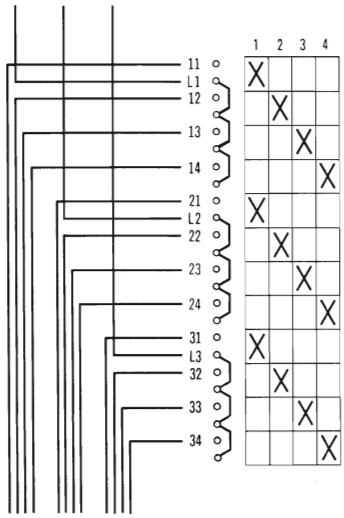

T5B-6-15151
T5-6-15151

FS 406

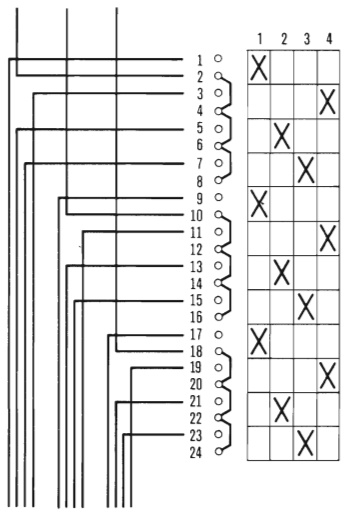

T5B-6-8271
T5-6-8271

FS 406

Pole
Poles
Pôles

3

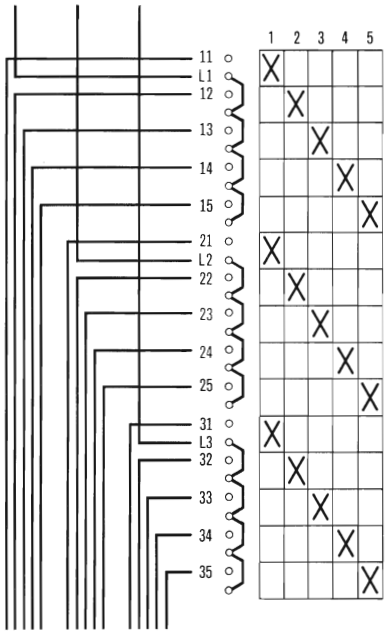

T5B-8-15152
T5-8-15152

FS 408

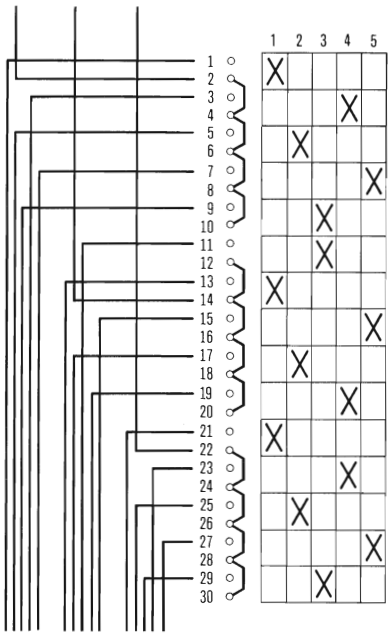

T5B-8-8272
T5-8-8272

FS 408

Pole
Poles
Pôles

3

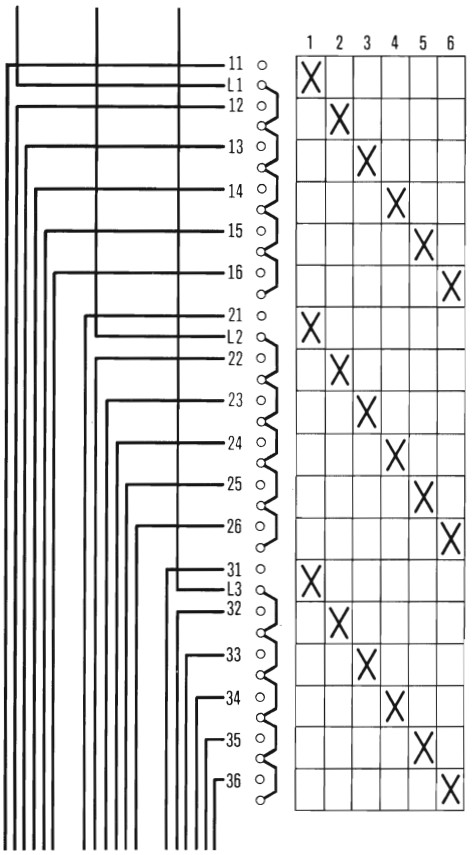

T5B-9-15153
T5-9-15153

FS 410

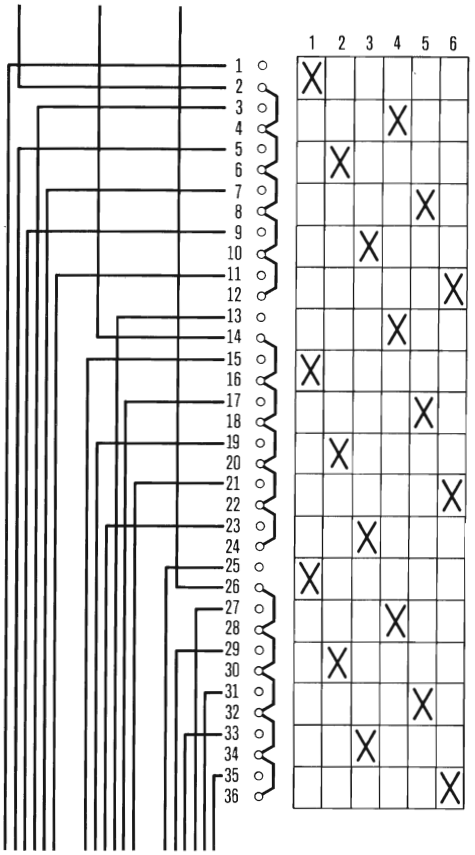

T5B-9-8273
T5-9-8273

FS 610

Mit Anschlag
With stop
Avec butée

Pole
Poles
Pôles

mit Nullstellung
with "OFF" position
avec position zéro

4

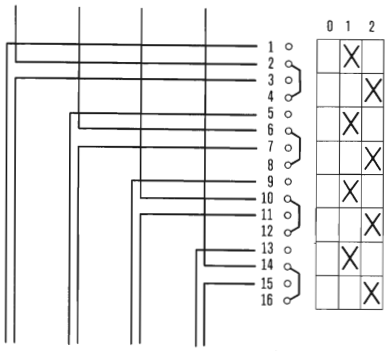

T5B-4-8480
T5-4-8480

FS 644

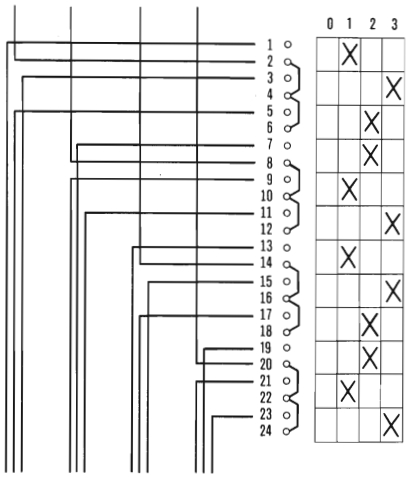

T5B-6-8481
T5-6-8481

FS 420

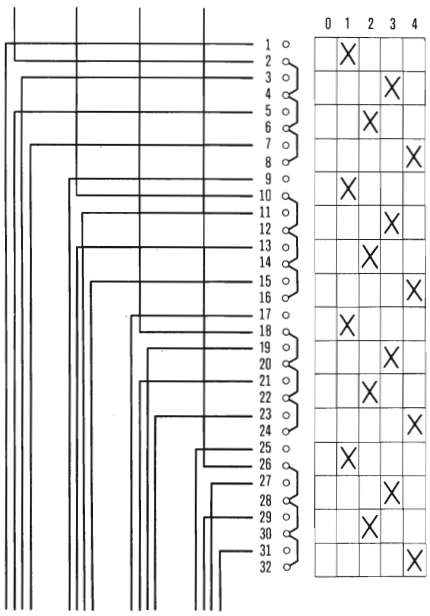

T5B-10-8482
T5-10-8482

FS 422

Pole
Poles
Pôles

ohne Nullstellung
without "OFF" position
sans position zéro

4

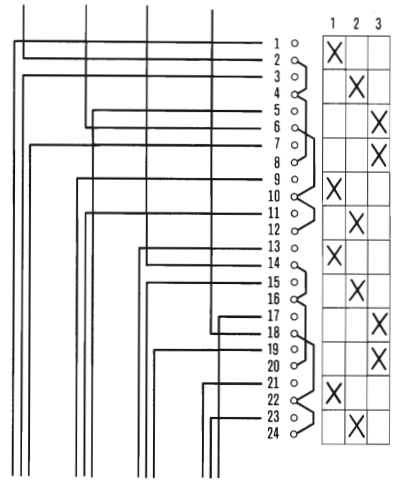

T5B-6-8476
T5-6-8476

FS 604

Pole
Poles
Pôles

ohne Nullstellung
without "OFF" position
sans position zéro

4

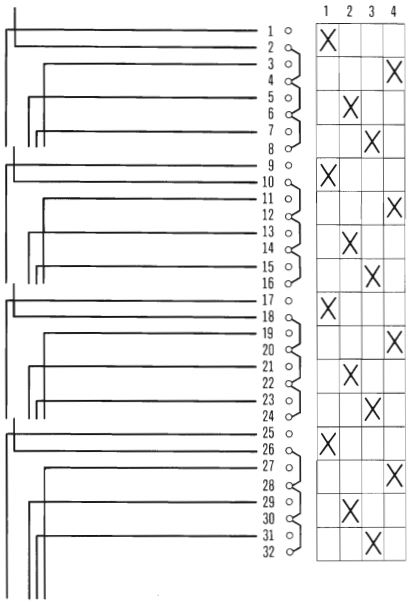

T5B-8-8477
T5-8-8477

FS 406

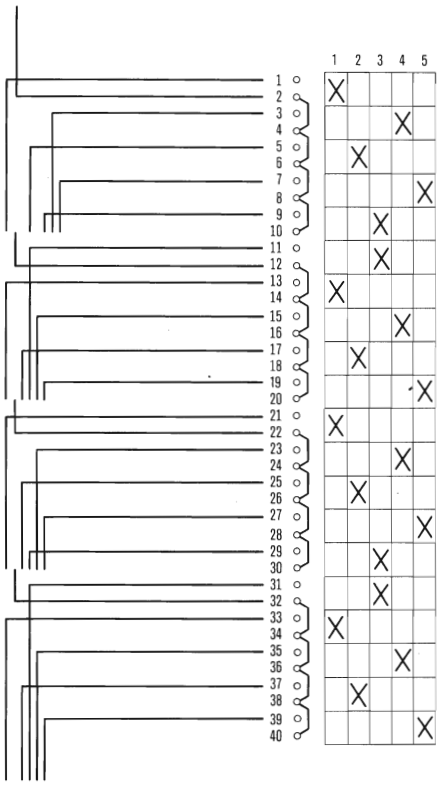

T5B-10-8478
T5-10-8478

FS 608

Pole
Poles
Pôles

mit Nullstellung
with "OFF" position
avec position zéro

5

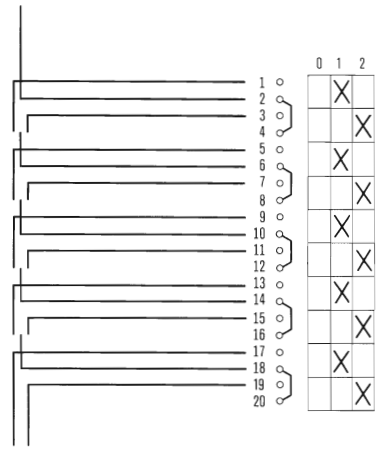

T5B-5-8486
T5-5-8486

FS 418

1 Stufe/Stellung geschlossen
One step/position closed
1 cran/position fermée

Pole
Poles
Pôles

mit Nullstellung
with "OFF" position
avec position zéro

5

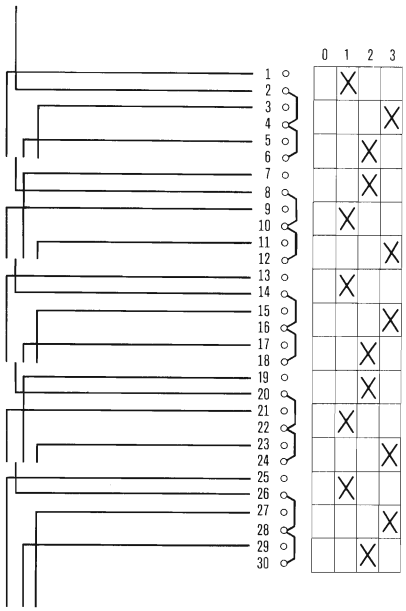

T5B-8-8487
T5-8-8487

FS 420

Pole
Poles
Pôles

ohne Nullstellung
without "OFF" position
sans position zéro

5

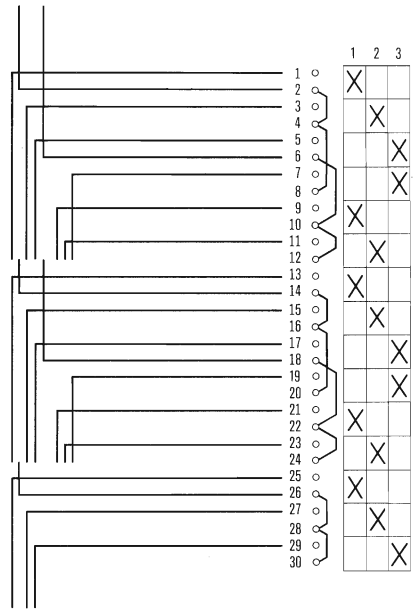

T5B-8-8484
T5-8-8484

FS 604

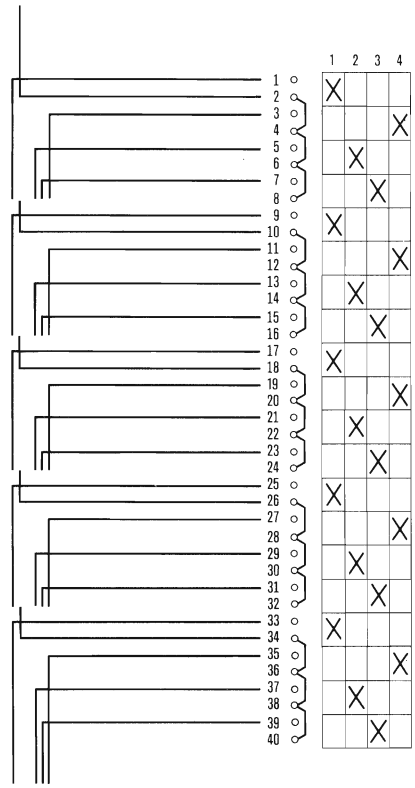

T5B-10-8485
T5-10-8485

FS 406

Pole
Poles
Pôles

mit Nullstellung
with "OFF" position
avec position zéro

6

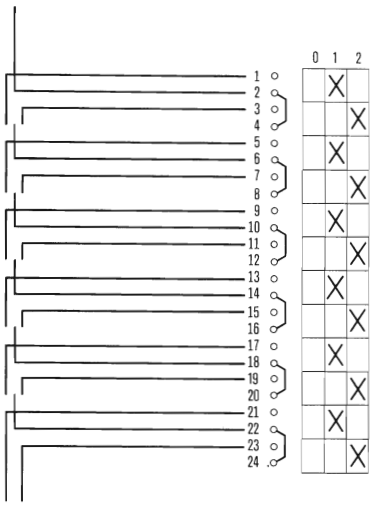

T5B-6-8491
T5-6-8491

FS 614

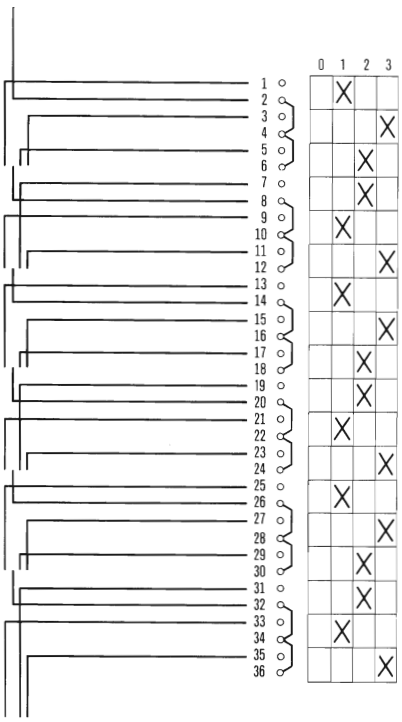

T5B-9-8492
T5-9-8492

FS 420

Pole
Poles
Pôles

ohne Nullstellung
without "OFF" position
sans position zéro

6

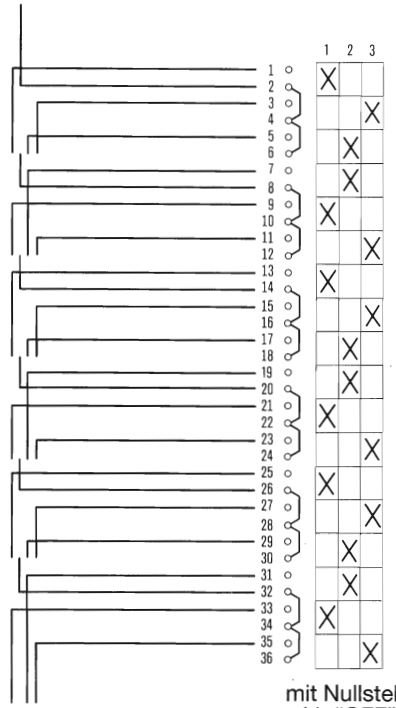

T5B-9-8489
T5-9-8489

FS 604

7

mit Nullstellung
with "OFF" position
avec position zéro

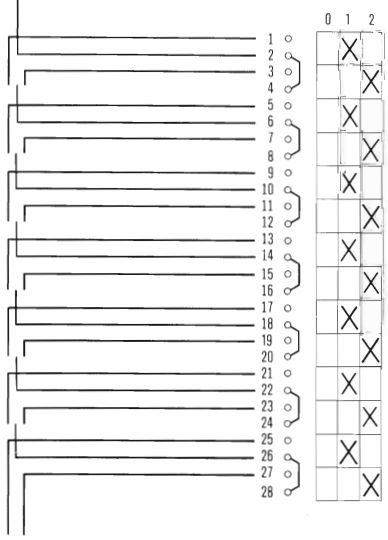

T5B-7-8495
T5-7-8495

FS 614

8

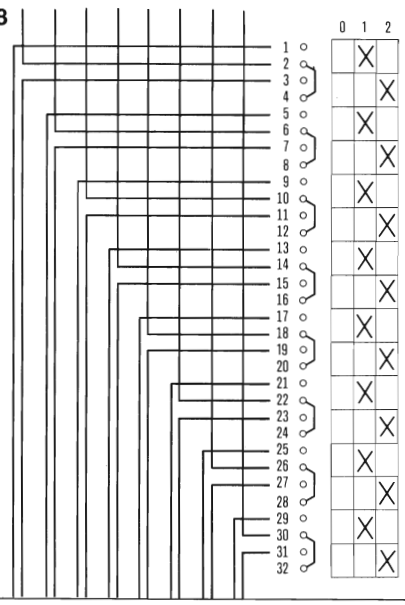

T5B-8-8498
T5-8-8498

FS 644

Pole
Poles
Pôles

mit Nullstellung
with "OFF" position
avec position zéro

1

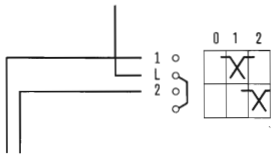

T5B-1-15023
T5-1-15023

FS 418

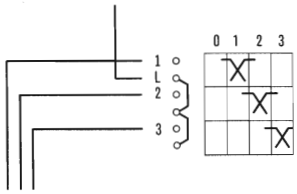

T5B-2-15024
T5-2-15024

FS 420

ohne Nullstellung
without "OFF" position
sans position zéro

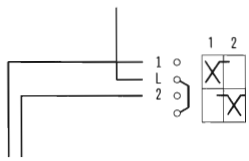

T5B-1-15002
T5-1-15002

FS 402

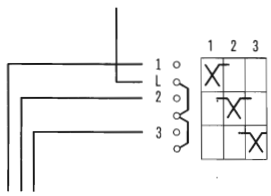

T5B-2-15003
T5-2-15003

FS 404

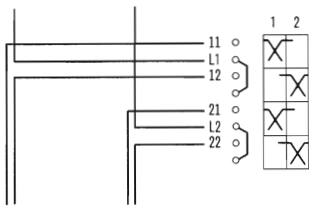

T5B-2-15009
T5-2-15009

FS 402

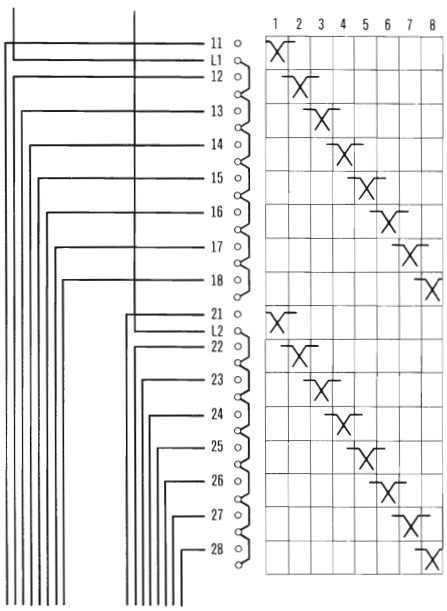

T5B-8-15015
T5-8-15015

FS 414

Pole
Poles
Pôles

ohne Nullstellung
without "OFF" position
sans position zéro

2

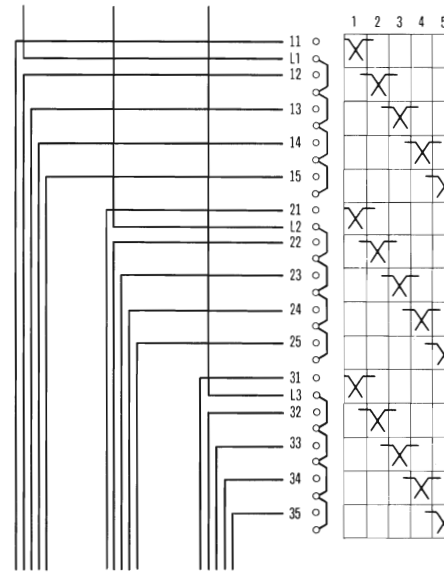

T5B-8-15019
T5-8-15019

FS 406

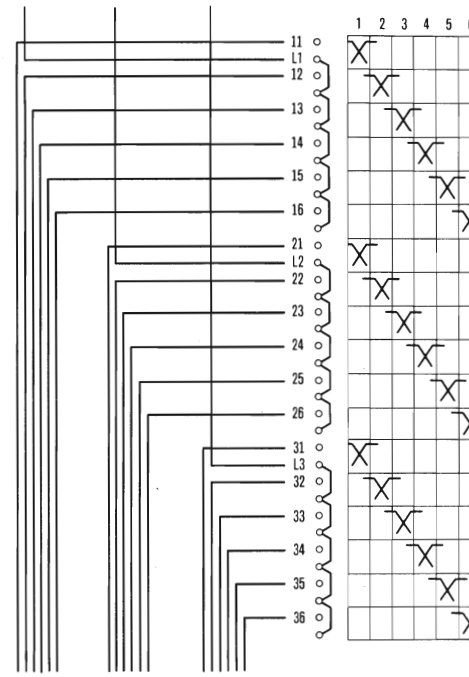

T5B-9-15020
T5-9-15020

FS 410

Pole
Poles
Pôles

1

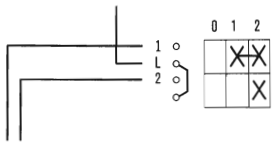

T5B-1-170
T5-1-170

FS 418

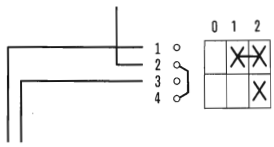

T5B-1-8310
T5-1-8310

FS 418

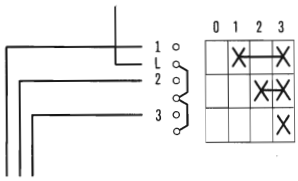

T5B-2-171
T5-2-171

FS 420

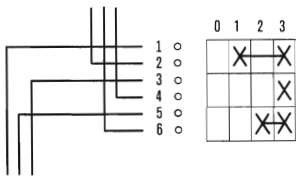

T5B-2-8311
T5-2-8311

FS 420

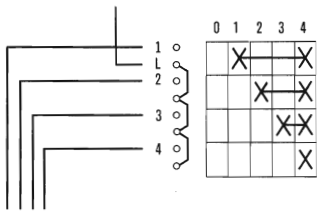

T5B-4-172
T5-4-172

FS 422

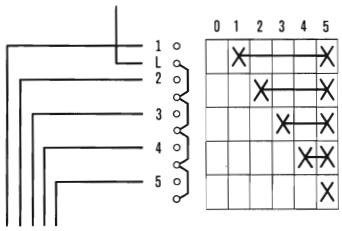

T5B-5-173
T5-5-173

FS 424

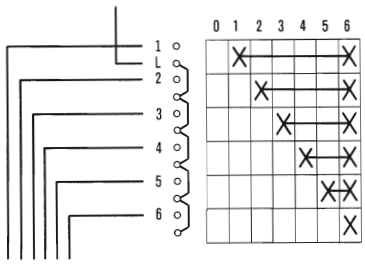

T5B-6-174
T5-6-174

FS 426

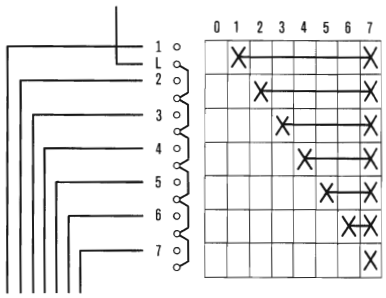

T5B-7-175
T5-7-175

FS 428

Pole
Poles
Pôles

1

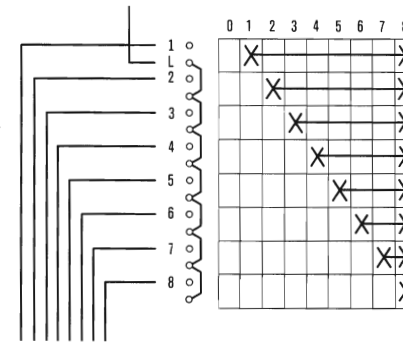

T5B-8-15215
T5-8-15215

FS 313

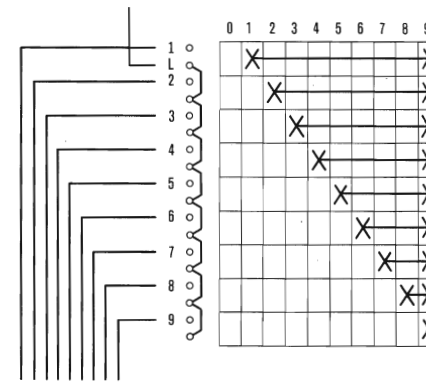

T5B-9-15216
T5-9-15216

FS 312

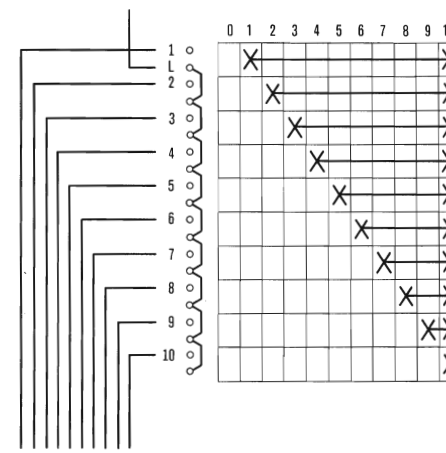

T5B-10-15217
T5-10-15217

FS 311

Pole
Poles
Pôles

1

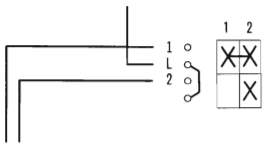

T5B-1-176
T5-1-176

FS 402

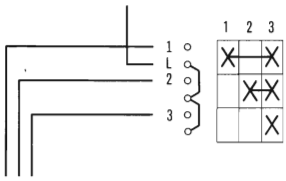

T5B-2-177
T5 2-177

FS 404

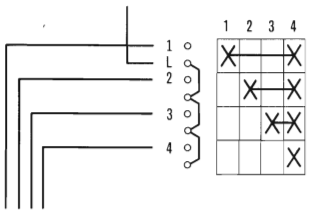

T5B-2-178
T5-2-178

FS 406

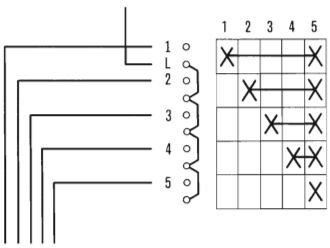

T5B-3-179
T5-3-179

FS 408

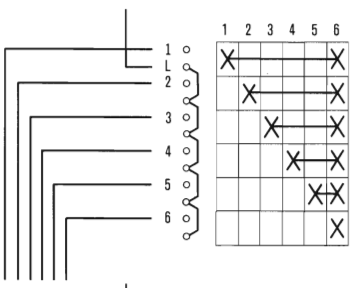

T5B-3-180
T5-3-180

FS 410

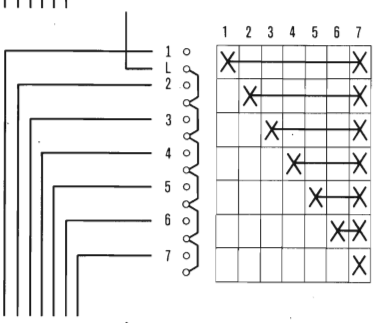

T5B-6-181
T5-6-181

FS 412

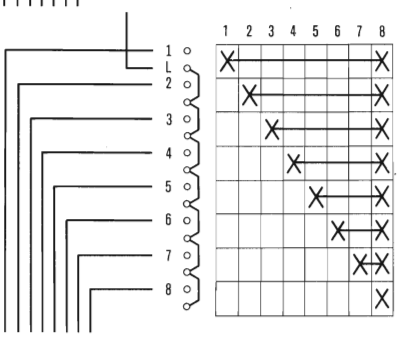

TB5-7-182
T5-7-182

FS 414

Pole
Poles
Pôles

1

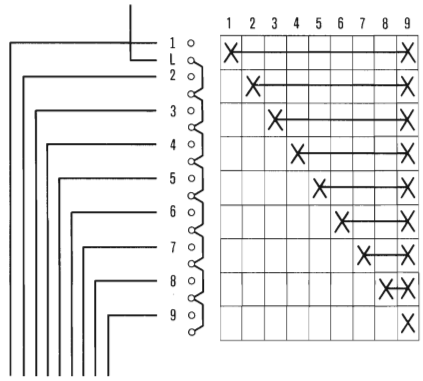

T5B-8-15219
T5-8-15219

FS 313

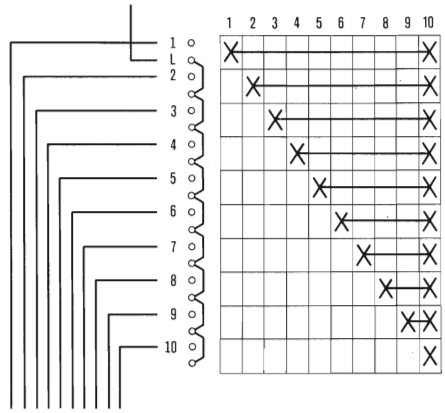

T5B-9-15220
T5-9-15220

FS 312

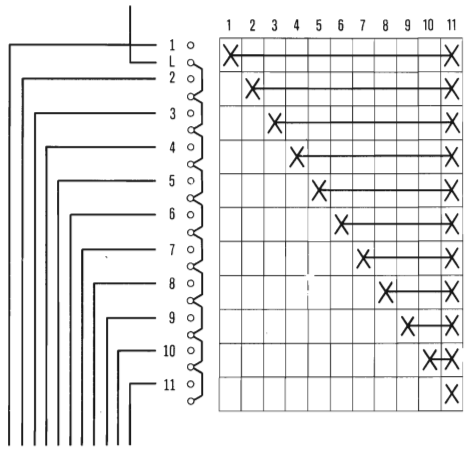

T5B-10-15221
T5-10-15221

FS 311

Pole
Poles
Pôles

1

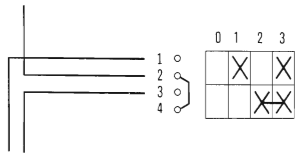

T5B-1-8330
T5-1-8330

FS 420

2

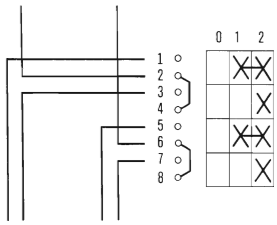

T5B-1-8330
T5-2-8312

FS 418

2

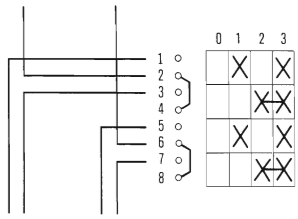

T5B-2-8331
T5-2-8331

FS 420

2

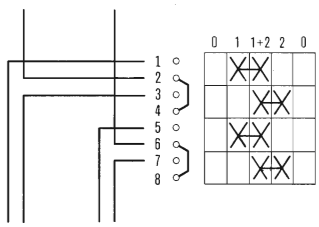

T5B-2-15114
T5-2-15114

FS 1413465

Rundschaltung in beide Richtungen
Complete rotation in both directions
Rotation totale dans les deux sens

3

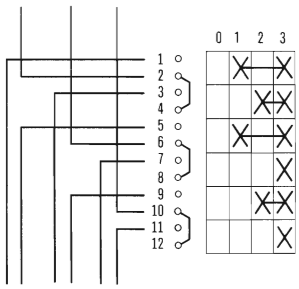

T5B-3-8313
T5-3-8313

FS 420

Pole
Poles
Pôles

3

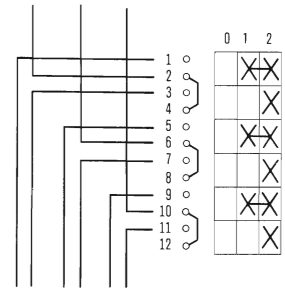

T5B-3-8314
T5-3-8314

FS 418

3

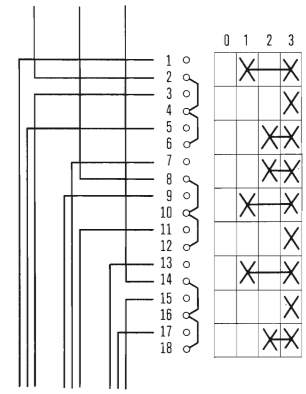

T5B-5-8315
T5-5-8315

FS 420

3

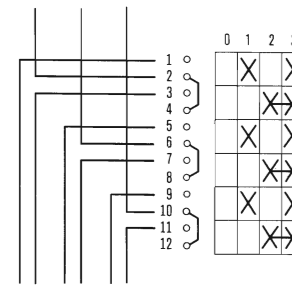

T5B-3-8332
T5-3-8332

FS 420

3

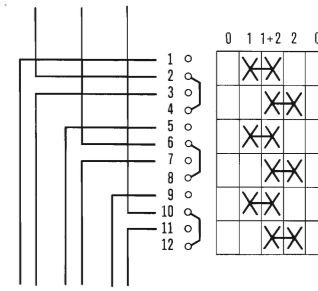

T5B-4-15115
T5-4-15115

FS 1413465

Rundschaltung in beide Richtungen
Complete rotation in both directions
Rotation totale dans les deux sens

3

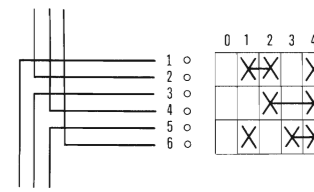

T5B-3-8340
T5-3-8340

FS 422

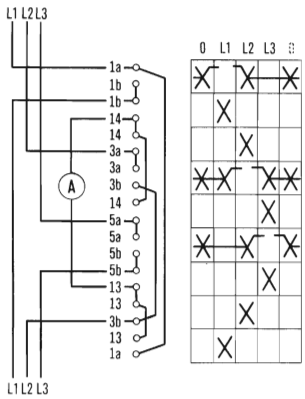

T5B-6-183
T5-6-183

FS 9440

Rundschaltung
Complete rotation
Commutation sans butée

Batterie-Spannungs-Umschalter
z. B. für 12 – 24 – 48 V = und
Plus – Minus – Vertauschung,
Aufladung in 0-Stellung

Battery voltage changeover switch
e.g. for 12 – 24 – 48 V = and
plus/minus selection,
charging in 0-Position

Commutateurs/inverseurs de batterie
p. ex. pour 12 – 24 – 48 V = et
inversion plus-moins,
charge en position 0

T5B-10-15611
T5-10-15611

FS 44260

Ladegerät / Charger / Chargeur

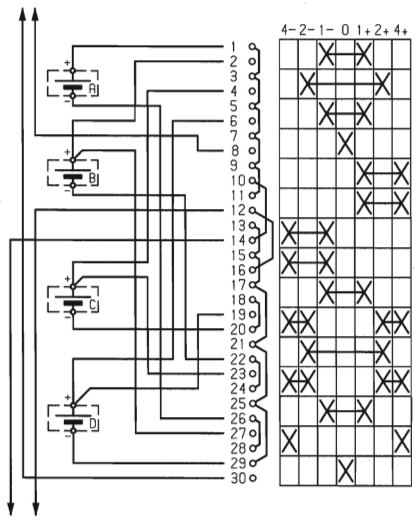

Verbraucher / Consumer / Récepteur

Ein-Taster On-Off-switches Commutateurs de fermeture

Pole
Poles
Pôles

1

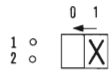

FS 455

T5B-1-8204
T5-1-8204

alter Typ, old type, ancienne réf. **T.-.-15301**
T.-.-15076

2

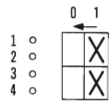

FS 455

T5B-1-8205
T5-1-8205

alter Typ, old type, ancienne réf. **T.-.-15302**
T.-.-15077

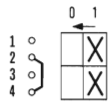

FS 140805

T5B-1-8124
T5-1-8124

3

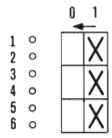

FS 455

T5B-2-8206
T5-2-8206

alter Typ, old type, ancienne réf. **T.-.-15303**
T.-.-15078

4

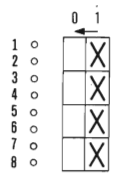

FS 455

T5B-2-8207
T5-2-8207

alter Typ, old type, ancienne réf. **T.-.-15079**

1

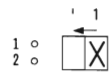

FS 4721

T5B-1-15321
T5-1-15321

2

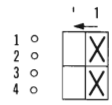

FS 4721

T5B-1-15322
T5-1-15322

3

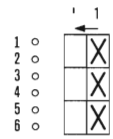

FS 4721

T5B-2-15323
T5-2-15323

Pole
Poles
Pôles

Umschalter mit Rückzug nach „1“
Selector switches with spring return “1”
Commutateurs avec retour automatique en position «1»

1

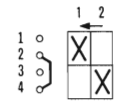

FS 496

T5B-1-8295
T5-1-8295

2

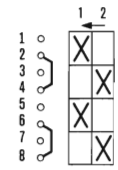

FS 496

T5B-2-8296
T5-2-8296

3

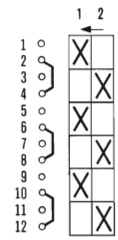

FS 496

T5B-3-8297
T5-3-8297

AUS-Taster OFF-switches Commutateurs de d'ouverture

Pole
Poles
Pôles

1

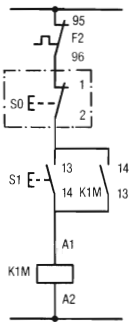

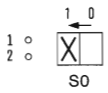

T5B-1-15331
T5-1-15331

FS 4722

2

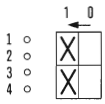

T5B-1-15332
T5-1-15332

FS 4722

3

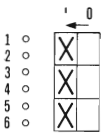

T5B-2-15333
T5-2-15333

FS 4722

1

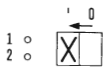

T5B-1-15351
T5-1-15351

FS 4723

2

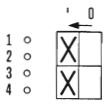

T5B-1-15352
T5-1-15352

FS 4723

3

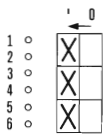

T5B-2-15353
T5-2-15353

FS 4723

Pole
Poles
Pôles

1

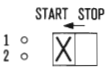

T5B-1-15341
T5-1-15341

FS 142005

2

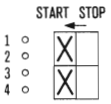

T5B-1-15342
T5-1-15342

FS 142005

3

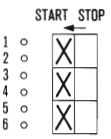

T5B-2-15343
T5-2-15343

FS 142005

EIN-AUS-Taster ON-OFF-switches Commutateurs de commande

Pole **Steuerung von 1 Schütz**
Poles **Controlling one contactor**
Pôles **Commande d'un contacteur**

1

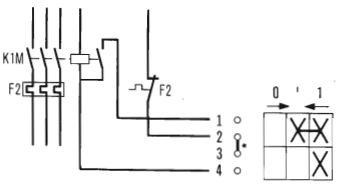

T5B-1-8
T5-1-8

FS 456

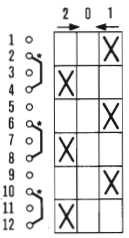

T5B-3-15373
T5-3-15373

FS 458

Pole
Poles
Pôles

1

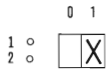

T5B-1-15401
T5-1-15401

FS 415

2

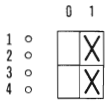

T5B-1-15402
T5-1-15402

FS 415

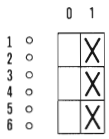

T5B-2-15403
T5-2-15403

FS 415

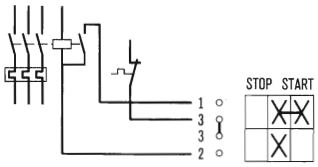

T5B-1-15462
T5-1-15462

FS 190848

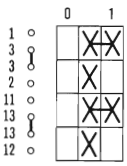

T5B-2-15461
T5-2-15461

FS 907

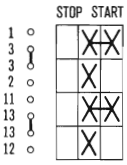

T5B-2-15463
T5-2-15463

FS 190848

Pole
Poles
Pôles

4

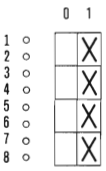

T5B-2-15404
T5-2-15404

FS 415

1



T5B-1-15411
T5-1-15411

FS 142003

2

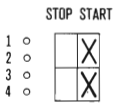

T5B-1-15412
T5-1-15412

FS 142003

3

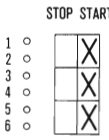

T5B-2-15413
T5-2-15413

FS 142003

4

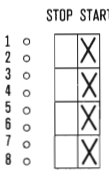

T5B-2-15414
T5-2-15414

FS 142003

Pole
Poles
Pôles

1

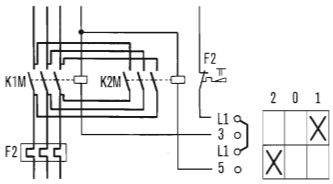

T5B-1-78
T5-1-78

FS 429

Steuerung von 1 Wendeschütz
Controlling one reversing contactor
Commande d'un contacteur-inverseur

2

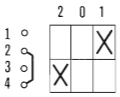

T5B-1-15421
T5-1-15421

FS 429

Steuerung von 1 Wendeschütz
Controlling one reversing contactor
Commande d'un contacteur-inverseur

2

Steuerung von
2 Wendeschützen
Controlling two
reversing contactors
Commande de deux
contacteur-inverseurs

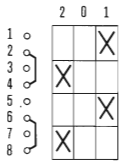

T5B-2-15422
T5-2-15422

FS 429

3

Steuerung von
3 Wendeschützen
Controlling three
reversing contactors
Commande de trois
contacteur-inverseurs

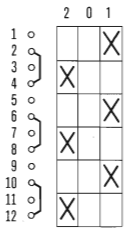

T5B-3-15423
T5-3-15423

FS 429

1

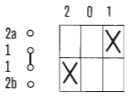

T5B-1-15180
T5-1-15180

FS 621

2

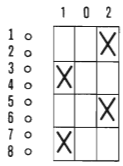

T5B-2-8711
T5-2-8711

FS 684

1

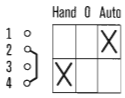

T5B-1-15431
T5-1-15431

FS 1401

Pole
Poles
Pôles

2

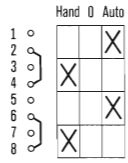

T5B-2-15432
T5-2-15432

FS 1401

3

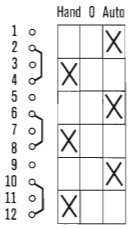

T5B-3-15433
T5-3-15433

FS 1401

1

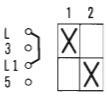

T5B-1-97
T5-1-97

FS 943

1

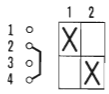

T5B-1-15441
T5-1-15441

FS 902

2

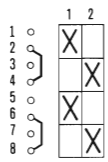

T5B-2-15442
T5-2-15442

FS 902

3

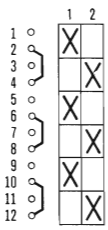

T5B-3-15443
T5-3-15443

FS 902

1

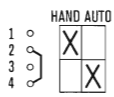

T5B-1-15451
T5-1-15451

FS 19334

2

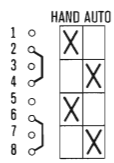

T5B-2-15452
T5-2-15452

FS 19334

3

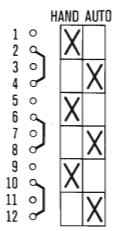

T5B-3-15453
T5-3-15453

FS 19334

Pole
Poles
Pôles

Aus-Schalter, Load break isolating switch, Interrupteur

2

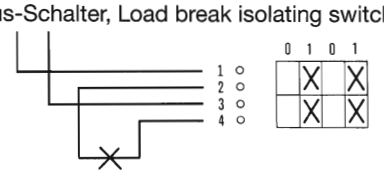

T5B-1-15108
T5-1-15108

FS 926

4

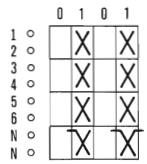

T5B-3-15042
T5-3-15042

FS 926

Gruppen-Schalter, Group switch, Commutateur de groupe

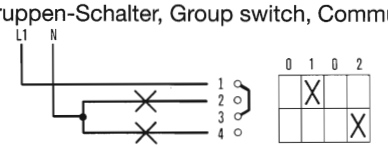

T5B-1-15109
T5-1-15109

FS 928

2

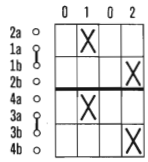

T5B-2-15044
T5-2-15044

FS 928

3

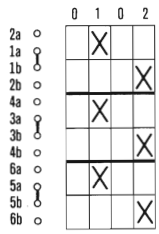

T5B-3-15045
T5-3-15045

FS 928

Pole
Poles
Pôles

1

Kreuz-Schalter
Intermediate switch
Commutateur-inverseur

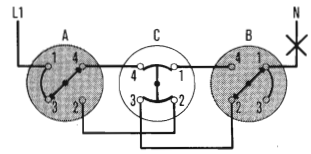

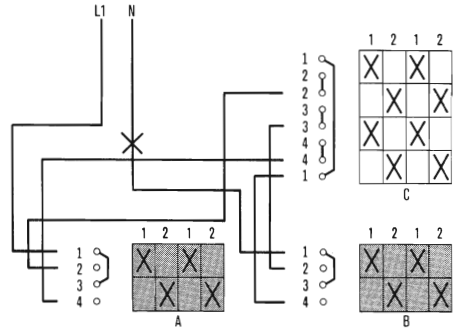

T5B-2-15112
T5-2-15112

FS 923

→ **T.-1-15111**

Standardisierte Verriegelung zwischen Nockenschalter und Schütz
Steuerteil für standardisierte Schützverriegelungen (Spannungsrückgangs- bzw. Überlastschutz durch Schütz bzw. Motorschutzrelais).

Standard interlock between switch and contactor
Control sections for standard electrical interlocking (protection against "no volt" or overload via contactors or relays)

Verrouillage standardisé entre commutateur et contacteur
Schémas normalisés d'asservissement d'un contacteur (protections contre les surcharges et les retours de tension assurées par le relais thermique et le contacteur)

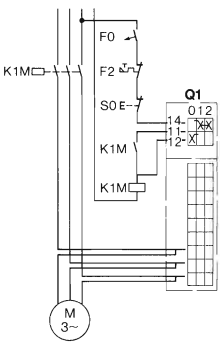

SOND 27

Steuerteil SOND 27	Control circuit SOND 27	Circuit de commande SOND 27
Hauptstromteil ohne Netzabschaltung	Main circuit not switched	Circuit ppl. sans coupure du réseau
Schaltung nach Bedarf	Switching sequence as required	Schéma selon besoins

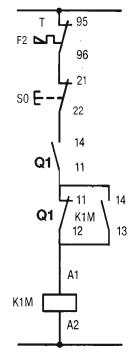

Verriegelung mit Nockenschalter. Netzabschaltung **nur** durch Schütz. Wiedereinschaltung nur in der „0"-Stellung des Nockenschalters. Verwendung: vorwiegend für Y-△-Schaltung.

Interlocking with cam switch. Mains disconnection by contactor **only.** Restarting only possible with cam switch in the "0" position. Used mainly for star-delta switches.

Avec asservissement par le commutateur à cames Coupure du réseau seulement par le contacteur. Réenclenchement seulement en position «0» du commutateur. Utilisé essentiellement pour le démarrage étoile-triangle.

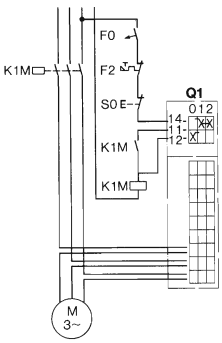

SOND 28

Steuerteil SOND 28	Control circuit SOND 28	Circuit de commande SOND 28
Hauptstromteil mit Netzabschaltung	Main circuit sequence	Circuit ppl. sans coupure du réseau
Schaltung nach Bedarf	Switching sequence as required	Schéma selon besoins

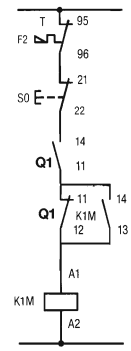

Verriegelung mit Nockenschalter. Netzabschaltung durch Schütz **und** Nockenschalter. Wiedereinschaltung: wie SOND 27. Verwendung: vorwiegend für Y-△-Schaltung und Umschaltung.

Interlocking with cam switch. Mains disconnection by contactor **and** cam switch together. Restarting: as SOND 27. Used mainly for star-delta and changeover switches.

Avec asservissement par le commutateur à cames Coupure du réseau par le contacteur **et** le commutateur. Réenclenchement comme SOND 27. Utilisé essentiellement pour le démarrage étoile-triangle et l'inversion.

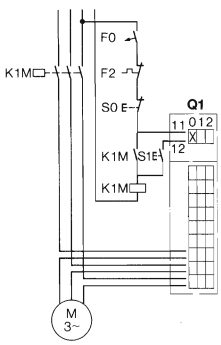

SOND 29

Steuerteil SOND 29	Control circuit SOND 29	Circuit de commande SOND 29
Hauptstromteil	Main circuit	Circuit principal
Schaltung nach Bedarf	Switching sequence as required	Schéma selon besoins

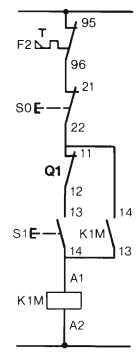

Verriegelung mit Schütz. Netzzuschaltung durch Schütz **nur** in der „0"-Stellung des Schalters (Nullstellungszwang). Verwendung: Y-△-Schaltung, Umschaltung, Polumschaltung.

Interlocking with contactor. Mains connection by contactor **only** when cam switch is in "0" position (Off position interlock). Used for star-delta, changeover and multi-speed switches.

Avec asservissement supplémentaire par bouton de mise en marche. Le contacteur ne se ferme qu'en position «0» du commutateur. Utilisation: démarrage étoile-triangle, inversion, commutation de pôles.

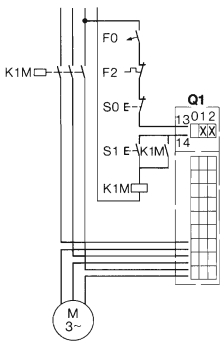

SOND 30

Steuerteil SOND 30	Control circuit SOND 30	Circuit de commande SOND 30
Hauptstromteil	Main circuit	Circuit principal
Schaltung nach Bedarf	Switching sequence as required	Schéma selon besoins

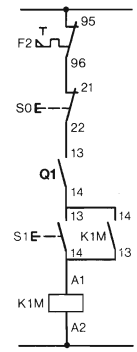

Verriegelung mit Schütz. Netzzuschaltung durch Schütz **nur** in den Betriebs-Stellungen des Nockenschalters. Bei jedem Stellungswechsel fällt das Schütz ab. Verwendung: Umschaltung, Polumschaltung.

Interlocking with contactor. Mains connection by contactor **only** when cam switch is in run positions. Each change in switch position causes contactor to drop out. Used for changeover and multi-speed switches.

Avec asservissement supplémentaire par bouton de mise en marche. Le contacteur ne se ferme qu'aux positions de marche du commutateur. Le contacteur retombe à chaque changement de position. Utilisation comme SOND 29.

Teil 4: Anhang
Part 4: Appendix
Partie 4 : Annexes

Notizen/Notes/Notes

Legende

Art	Kennzeichnung
BA	Betriebsarten-Wahlschalter
CD	Codierschalter
E	Einschalter (nicht FS 908, nicht als Hauptschalter)
EA	**EIN-AUS-Schalter (mit FS 908, als Haupt-schalter lieferbar)**
HP	Hilfsphasen-Schalter
MU	Meßgeräte-Umschalter
PD	Polumschalter, Dahlander
PY	Polumschalter mit Y-Δ-Anlauf
SE	Steuerschalter
SH	Stufenschalter für Heizung
SP	Spezialschalter
ST	Steuer-Tastschalter
SU	Stufenschalter
SY	Synchronisier-Schalter
UG	Gruppen-Umschalter
UK	Kreuz-Umschalter
UP	Umschalter
US	Serien-Umschalter
UW	Wechsel-Umschalter
W	Wendeschalter
WS	Wende-Steuer-motoren-Schalter
YD	Stern-Dreieck-Schalter

FS-Pos. = Anzahl der Positionen auf dem Frontschild

Kontakte = Anzahl der Kontakte des Schalters

Bauformen

+	lieferbare Bauform
–	nicht lieferbar
O	Hauptschalter sind im Baustein-System möglich, werden jedoch nicht komplett ab Werk geliefert.

Technische Änderungen vorbehalten

Für Druckfehler keine Haftung

Legend

Form	
BA	Operating mode selector switch
CD	Coding switch
E	On-switch (not FS 908, not as main switch)
EA	**ON-OFF-switch** (with FS 908, available as main switch)
HP	Single-phase switch
MU	Selector switch
PD	Speed switch tapped windings
PY	Speed switch with Y-Δ- start
SE	Control switch
SH	Step switch for heater
SP	Special switch
ST	Control switch pulse with spring return
SU	Step switch
SY	Synchronizing switch
UG	Group switch
UK	Intermediate switch
UP	Change over switch
US	Multi circuit switch
UW	2 way switch
W	Reversing switch
WS	Reversing switch for servo-motor
YD	Star-delta switch

FS-Pos. = Number of Positions on the Front plate

Contacts = Number of contacts of the switch

Mounting form

+	available mounting form
–	not available
O	Main switches are possible in modular systems, but cannot be supplied completely ex works

Subject to technical altbations

No liability for printing errors

Légende

Désignation	
BA	Sélecteur de mode
CD	Commutateur de codage
E	Commutateur MARCHE (sans FS 908, pas comme interr. gén.)
EA	Commutateur MARCHE-ARRET (avec FS 908, livrable comme interr. gén.)
HP	Commutateur de phases auxiliaires
MU	Commutateur de points de mesure
PD	Commutateur de pôles, Dahlander
PY	Commutateur de pôles, Y-Δ- start
SE	Commutateur de commande
SH	Commutateur à gradins pour chauffage
SP	Commutateur spéciaux
ST	Commutateur de commande à retour automatique
SU	Commutateur à gradins
SY	Sélecteur de synchronisation
UG	Commutateur de Groupe
UK	Commutateur - inverseur
UP	Commutateur de sélection
US	Interrupteur de série
UW	Inverseur
W	Inverseur
WS	Inverseur pour servo-motor
YD	Commutateur étoile-triangle

FS-Pos = Nombre de positions sur le plastron

Contacts = Nombre de Contacts du commutateur

Modèles

+	modèle livrable
–	non livrable
O	les interrupteurs généraux sont possibles en système modu-laire, mais ils ne sont pas livrés montés à partir de l'usine.

Sous réserve de modifications techniques

Nous déclinons toute responsabilité pour les fautes d'impression

Standardschaltungen
Standard contact sequences / Schémas standards

1	2	3	4	5	6								7				8	9	10
Schaltung Contact sequence Schéma	**Typ** **Type** **Type**	Art Form	FS-Pos.	Kontakte Contacts	**Bauformen** **Mounting form** **Type de montage**								**Hauptschalter** **Main switch** **Interrupteur général**				Schaltbild Contact diagram Diagrammes		Alternativ-Typ Alternative-Type Type alternatif
Nr. No. No.					**/E**	**/EZ**	**/X**	**/XZ**	**/IVS**	**/Z**	**/I**	**/CI19**	**/I/SVB**	**/CI19/SVB**	**/EA/SVB**	**/V/SVB**	Seite-Bild-Nr. Page-Pict.-No. Page-Pict.-No.	Seite Page Page	
1	**T0-2-1**	EA	2	3	+	+	–	+	+	+	+	–	+	–	+	+	1/04-34	2/04	
1	**T3-2-1**	EA	2	3	+	+	–	+	–	+	+	–	+	–	+	+	1/04-34	2/04	
1	**T4A-2-1**	EA	2	3	–	–	–	–	–	–	–	–	–	–	–	–	——>		T5B-2-1
1	**T41A-3-1**	EA	2	6	–	–	–	–	–	–	–	–	–	–	–	–	——>		T5-2-1
1	**T44A-2-1**	EA	2	4	–	–	–	–	–	–	–	–	–	–	–	–	——>		T5B-2-1
1	**T46A-3-1**	EA	2	4	–	–	–	–	–	–	–	–	–	–	–	–	——>		T5-2-1
1	**T5B-2-1**	EA	2	3	+	–	+	–	–	+	+	–	+	–	+	+		3/02	
1	**T5-2-1**	EA	2	3	+	–	+	–	–	+	–	+	–	+	+	+		3/02	
2	**T0-3-2**	W	3	5	+	+	–	+	+	+	+	–	–	–	–	–	1/09-14	2/11	T0-3-8401
2	**T3-3-2**	W	3	5	+	+	–	+	–	+	+	–	–	–	–	–	1/09-14	2/11	T3-3-8401
2	**T4A-3-2**	W	3	5	–	–	–	–	–	–	–	–	–	–	–	–	——>		T5B-3-2
2	**T5B-3-2**	W	3	5	+	–	+	–	–	+	+	–	–	–	–	–		3/11	
2	**T5-3-2**	W	3	5	+	–	+	–	–	+	–	+	–	–	–	–		3/11	
3	**T0-4-3**	YD	3	8	+	+	–	+	+	+	+	–	–	–	–	–	1/11-16	2/13	T0-4-8410
3	**T3-4-3**	YD	3	8	+	+	–	+	–	+	+	–	–	–	–	–	1/11-16	2/13	T3-4-8410
3	**T4A-4-3**	YD	3	8	–	–	–	–	–	–	–	–	–	–	–	–	——>		T5B-4-3
3	**T5B-4-3**	YD	3	8	+	–	+	–	–	+	+	–	–	–	–	–		3/13,38	
3	**T5-4-3**	YD	3	8	+	–	+	–	–	+	–	+	–	–	–	–		3/13,38	
4	**T0-4-4**	PD	3	8	+	+	–	+	+	+	+	–	–	–	–	–	1/11-17	2/17	T0-4-8440
4	**T3-4-4**	PD	3	8	+	+	–	+	–	+	+	–	–	–	–	–	1/11-17	2/17	T3-4-8440
4	**T4A-4-4**	PD	3	8	–	–	–	–	–	–	–	–	–	–	–	–	——>		T5B-4-4
4	**T5B-4-4**	PD	3	8	+	–	+	–	–	+	+	–	–	–	–	–		3/18	
4	**T5-4-4**	PD	3	8	+	–	+	–	–	+	–	+	–	–	–	–		3/18	
5	**T0-4-5**	PD	3	8	+	+	–	+	+	+	+	–	–	–	–	–	1/11-18	2/18	T0-4-8441
5	**T3-4-5**	PD	3	8	+	+	–	+	–	+	+	–	–	–	–	–	1/11-18	2/18	T3-4-8441
5	**T4A-4-5**	PD	3	8	–	–	–	–	–	–	–	–	–	–	–	–	——>		T5B-4-5
5	**T5B-4-5**	PD	3	8	+	–	+	–	–	+	+	–	–	–	–	–		3/19	
5	**T5-4-5**	PD	3	8	+	–	+	–	–	+	–	+	–	–	–	–		3/19	
6	**T0-3-6**	UP	3	6	+	+	–	+	+	+	+	–	–	–	–	–	1/10-07	2/21	T0-3-8451
6	**T3-3-6**	UP	3	6	+	+	–	+	–	+	+	–	–	–	–	–	1/10-07	2/21	T3-3-8451
6	**T4A-3-6**	UP	3	6	–	–	–	–	–	–	–	–	–	–	–	–	——>		T5B-3-6
6	**T5B-3-6**	UP	3	6	+	–	+	–	–	+	+	–	–	–	–	–		3/08,22	
6	**T5-3-6**	UP	3	6	+	–	+	–	–	+	–	+	–	–	–	–		3/08,22	
7	**T0-3-7**	UP	3	6	+	+	–	+	+	+	+	–	–	–	–	–	1/10-06	2/22	T0-3-8212
7	**T3-3-7**	UP	3	6	+	+	–	+	–	+	+	–	–	–	–	–	1/10-06	2/22	T3-3-8212
7	**T4A-3-7**	UP	3	6	–	–	–	–	–	–	–	–	–	–	–	–	——>		T5B-3-7
7	**T5B-3-7**	UP	3	6	+	–	+	–	–	+	+	–	–	–	–	–		3/07,23	
7	**T5-3-7**	UP	3	6	+	–	+	–	–	+	–	+	–	–	–	–		3/07,23	
8	**T0-1-8**	ST	3	2	+	+	–	+	+	+	+	–	–	–	–	–	1/07-39	2/68	T0-1-15366
8	**T3-1-8**	ST	3	2	+	+	–	+	–	+	+	–	–	–	–	–	1/07-39	2/68	T3-1-15366
8	**T4A-1-8**	ST	3	2	–	–	–	–	–	–	–	–	–	–	–	–	——>		T5B-1-8
8	**T5B-1-8**	ST	3	2	+	–	+	–	–	+	+	–	–	–	–	–		3/62	
8	**T5-1-8**	ST	3	2	+	–	+	–	–	+	–	+	–	–	–	–		3/62	
9	**T0-1-9**	ST	3	2	+	+	–	+	+	+	+	–	–	–	–	–	1/07-38	2/68	T0-1-8214
9	**T3-1-9**	ST	3	2	+	+	–	+	–	+	+	–	–	–	–	–	1/07-38	2/68	T3-1-8214
10	**T0-2-10**	EA	2	4	+	+	–	+	+	+	+	–	+	–	+	+		2/04	T0-2-8293
10	**T3-2-10**	EA	2	4	+	+	–	+	–	+	+	–	+	–	+	+		2/04	T3-2-8293
10	**T4A-2-10**	EA	2	4	–	–	–	–	–	–	–	–	–	–	–	–	——>		T5B-2-10
10	**T5B-2-10**	EA	2	4	+	–	+	–	–	+	+	–	+	–	+	+		3/02	
10	**T5-2-10**	EA	2	4	+	–	+	–	–	+	–	+	–	+	+	+		3/02	
11	**T0-4-11**	PD	2	8	+	+	–	+	+	+	+	–	–	–	–	–	1/06-14	2/18	
11	**T3-4-11**	PD	2	8	+	+	–	+	–	+	+	–	–	–	–	–	1/06-14	2/18	
11	**T4A-4-11**	PD	2	8	–	–	–	–	–	–	–	–	–	–	–	–	——>		T5B-4-11
11	**T5B-4-11**	PD	2	8	+	–	+	–	–	+	+	–	–	–	–	–		3/19	
11	**T5-4-11**	PD	2	8	+	–	+	–	–	+	–	+	–	–	–	–		3/19	
12	**T0-3-12**	EA	2	6	+	+	–	+	+	+	+	–	+	–	+	+	1/05-32	2/04	T0-3-8342

1	2	3	4	5	6								7				8	9	10
Schaltung Contact sequence Schéma	**Typ** **Type** **Type**	Art Form	FS- Pos.	Kon- takte Con- tacts	**Bauformen** **Mounting form** **Type de montage**								**Hauptschalter** **Main switch** **Interrupteur général**				Schaltbild Contact diagram Diagrammes		Alternativ-Typ Alternative-Type Type alternatif
Nr. No. No.					/E	/EZ	/X	/XZ	/IVS	/Z	/I	/CI19	/I/SVB	/CI19/SVB	/EA/SVB	/V/SVB	Seite-Bild-Nr. Page-Pict.-No. Page-Pict.-No.	Seite Page Page	
12	**T3-3-12**	EA	2	6	+	+	–	+	–	+	+	–	+	–	+	+	1/05-32	2/04	T3-3-8342
12	**T41A-3-12**	EA	2	6	–	–	–	–	–	–	–	–	–	–	–	–	——>		T5-3-8342
13	**T0-6-13**	EA	2	12	+	+	–	+	+	+	–	–	–	–			1/06-26	2/05	T0-6-8348
13	**T3-6-13**	EA	2	12	+	+	–	+	–	+	–	–	–	–	+	+	1/06-26	2/05	T3-6-8348
13	**T4A-7-13**	YD	4	10	–	–	–	–	–	–	–	–	–	–	–	–	——>		T5B-5-15892
14	**T0-2-14**	MU	4	4	+	+	–	+	+	+	+	–	–	–	–	–	1/14-19	2/58	T0-2-15920
14	**T3-2-14**	MU	4	4	+	+	–	+	–	+	+	–	–	–	–	–	1/14-19	2/58	T3-2-15920
15	**T0-3-15**	MU	5	5	+	+	–	+	+	+	+	–	–	–	–	–	1/18-01	2/58	T0-3-8010
15	**T3-3-15**	MU	5	5	+	+	–	+	–	+	+	–	–	–	–	–	1/18-01	2/58	T3-3-8010
16	**T0-2-16**	MU	4	4	+	+	–	+	+	+	+	–	–	–	–	–	1/14-20	2/58	T0-2-15921
16	**T3-2-16**	MU	4	4	+	+	–	+	–	+	+	–	–	–	–	–	1/14-20	2/58	T3-2-15921
17	**T0-3-17**	MU	5	5	+	+	–	+	+	+	+	–	–	–	–	–	1/18-02	2/58	T0-3-8401
17	**T3-3-17**	MU	5	5	+	+	–	+	–	+	+	–	–	–	–	–	1/18-02	2/58	T3-3-8401
18	**T0-2-18**	W	3	4	+	+	–	+	+	+	+	–	–	–	–	–	1/08-43	2/11	T0-2-8400
18	**T3-2-18**	W	3	4	+	+	–	+	–	+	+	–	–	–	–	–	1/08-43	2/11	T3-2-8400
18	**T4A-2-18**	W	3	4	–	–	–	–	–	–	–	–	–	–	–	–	——>		T5B-2-18
18	**T5B-2-18**	W	3	4	+	–	+	–	–	+	+	–	–	–	–	–		3/11	
18	**T5-2-18**	W	3	4	+	–	+	–	–	+	–	+	–	–	–	–		3/11	
19	**T0-3-19**	MU	7	6	+	+	–	+	+	+	+	–	–	–	–	–	1/21-01	2/59	T0-3-8007
19	**T3-3-19**	MU	7	6	+	+	–	+	–	+	+	–	–	–	–	–	1/21-01	2/59	T3-3-8007
20	**T0-3-20**	W	3	6	+	+	–	+	+	+	+	–	–	–	–	–	1/10-10	2/11	
20	**T3-3-20**	W	3	6	+	+	–	+	–	+	+	–	–	–	–	–	1/10-10	2/11	
20	**T4A-3-20**	W	3	6	–	–	–	–	–	–	–	–	–	–	–	–	——>		T5B-3-20
20	**T5B-3-20**	W	3	6	+	–	+	–	–	+	+	–	–	–	–	–		3/11	
20	**T5-3-20**	W	3	6	+	–	+	–	–	+	–	+	–	–	–	–		3/11	
21	**T0-3-21**	W	2	6	+	+	–	+	+	+	+	–	–	–	–	–	1/06-02	2/12	
21	**T3-3-21**	W	2	6	+	+	–	+	–	+	+	–	–	–	–	–	1/06-02	2/12	
21	**T4A-3-21**	W	2	6	–	–	–	–	–	–	–	–	–	–	–	–	——>		T5B-3-21
21	**T5B-3-21**	W	2	6	+	–	+	–	–	+	+	–	–	–	–	–		3/12	
21	**T5-3-21**	W	2	6	+	–	+	–	–	+	–	+	–	–	–	–		3/12	
22	**T0-4-22**	EA	2	8	+	+	–	+	+	+	+	–	+	–	+	+	1/06-09	2/04	T0-4-8344
22	**T3-4-22**	EA	2	8	+	+	–	+	–	+	+	–	+	–	+	+	1/06-09	2/04	T3-4-8344
23	**T0-2-23**	W	3	4	–	–	–	–	–	–	–	–	–	–	–	–	——>		T0-2-18
23	**T3-2-23**	W	3	4	–	–	–	–	–	–	–	–	–	–	–	–	——>		T3-2-18
23	**T4A-2-23**	W	3	4	–	–	–	–	–	–	–	–	–	–	–	–	——>		T5B-2-23
23	**T5B-2-23**	W	3	4	+	–	+	–	–	+	+	–	–	–	–	–		3/11	
23	**T5-2-23**	W	3	4	+	–	+	–	–	+	–	+	–	–	–	–		3/11	
24	**T0-4-24**	YD	3	7	+	+	–	+	+	+	+	–	–	–	–	–	1/10-21	2/13	T0-4-8419
24	**T3-4-24**	YD	3	7	+	+	–	+	–	+	+	–	–	–	–	–	1/10-21	2/13	T3-4-8419
24	**T4A-4-24**	YD	3	7	–	–	–	–	–	–	–	–	–	–	–	–	——>		T5B-4-24
24	**T5B-4-24**	YD	3	7	+	–	+	–	–	+	+	–	–	–	–	–		3/13	
24	**T5-4-24**	YD	3	7	+	–	+	–	–	+	–	+	–	–	–	–		3/13	
25	**T0-5-25**	YD	3	9	+	+	–	+	+	+	–	–	–	–	–	–	1/12-04	2/14	
25	**T3-5-25**	YD	3	9	+	+	–	+	–	+	–	–	–	–	–	–	1/12-04	2/14	
25	**T4A-5-25**	YD	3	9	–	–	–	–	–	–	–	–	–	–	–	–	——>		T5B-5-25
25	**T5B-5-25**	YD	3	9	+	–	+	–	–	+	–	–	–	–	–	–		3/14	
25	**T5-5-25**	YD	3	9	+	–	+	–	–	+	–	–	–	–	–	–		3/14	
29	**T0-5-29**	PD	3	10	+	+	–	+	+	+	–	–	–	–	–	–	1/12-18	2/17	T0-5-8444
29	**T3-5-29**	PD	3	10	+	+	–	+	–	+	–	–	–	–	–	–	1/12-18	2/17	T3-5-8444
29	**T4A-5-29**	PD	3	10	–	–	–	–	–	–	–	–	–	–	–	–	——>		T5B-5-29
29	**T5B-5-29**	PD	3	10	+	–	+	–	–	+	–	–	–	–	–	–		3/18	
29	**T5-5-29**	PD	3	10	+	–	+	–	–	+	–	–	–	–	–	–		3/18	
30	**T0-5-30**	PD	3	9	+	+	–	+	+	+	–	–	–	–	–	–	1/12-06	2/17	
30	**T3-5-30**	PD	3	9	+	+	–	+	–	+	–	–	–	–	–	–	1/12-06	2/17	
30	**T4A-5-30**	PD	3	9	–	–	–	–	–	–	–	–	–	–	–	–	——>		T5B-5-30
30	**T5B-5-30**	PD	3	9	+	–	+	–	–	+	–	–	–	–	–	–		3/18	
30	**T5-5-30**	PD	3	9	+	–	+	–	–	+	–	–	–	–	–	–		3/18	

Standardschaltungen
Standard contact sequences / Schémas standards

1	2	3	4	5	6								7				8	9	10
Schaltung Contact sequence Schéma	**Typ** **Type** **Type**	Art Form	FS-Pos.	Kontakte Contacts	**Bauformen** **Mounting form** **Type de montage**								**Hauptschalter** **Main switch** **Interrupteur général**				Schaltbild Contact diagram Diagrammes		Alternativ-Typ Alternative-Type Type alternatif
Nr. No. No.					**/E**	**/EZ**	**/X**	**/XZ**	**/IVS**	**/Z**	**/I**	**/CI19**	**/I/SVB**	**/CI19/SVB**	**/EA/SVB**	**/V/SVB**	Seite-Bild-Nr. Page-Pict.-No. Page-Pict.-No.	Seite Page Page	
31	**T0-5-31**	PD	3	9	+	+	–	+	+	+	–	–	–	–	–	–	1/12-09	2/17	
31	**T3-5-31**	PD	3	9	+	+	–	+	–	+	–	–	–	–	–	–	1/12-09	2/17	
31	**T4A-5-31**	PD	3	9	–	–	–	–	–	–	–	–	–	–	–	–	——>		T5B-5-31
31	**T5B-5-31**	PD	3	9	+	–	+	–	–	+	–	–	–	–	–	–		3/18	
31	**T5-5-31**	PD	3	9	+	–	+	–	–	+	–	–	–	–	–	–		3/18	
32	**T0-5-32**	PD	3	10	+	+	–	+	+	+	–	–	–	–	–	–	1/12-20	2/18	
32	**T3-5-32**	PD	3	10	+	+	–	+	–	+	–	–	–	–	–	–	1/12-20	2/18	
32	**T4A-5-32**	PD	3	10	–	–	–	–	–	–	–	–	–	–	–	–	——>		T5B-5-32
32	**T5B-5-32**	PD	3	10	+	–	+	–	–	+	–	–	–	–	–	–		3/19	
32	**T5-5-32**	PD	3	10	+	–	+	–	–	+	–	–	–	–	–	–		3/19	
33	**T0-5-33**	PD	3	9	+	+	–	+	+	+	–	–	–	–	–	–	1/12-07	2/18	
33	**T3-5-33**	PD	3	9	+	+	–	+	–	+	–	–	–	–	–	–	1/12-07	2/18	
33	**T4A-5-33**	PD	3	9	–	–	–	–	–	–	–	–	–	–	–	–	——>		T5B-5-33
33	**T5B-5-33**	PD	3	9	+	–	+	–	–	+	–	–	–	–	–	–		3/19	
33	**T5-5-33**	PD	3	9	+	–	+	–	–	+	–	–	–	–	–	–		3/19	
34	**T0-1-34**	UW	2	2	+	+	–	+	+	+	+	–	–	–	–	–		2/07	T0-1-8220
34	**T3-1-34**	UW	2	2	+	+	–	+	–	+	+	–	–	–	–	–		2/07	T3-1-8220
34	**T4A-1-34**	UW	2	2	–	–	–	–	–	–	–	–	–	–	–	–	——>		T5B-1-34
34	**T5B-1-34**	UW	2	2	+	–	+	–	–	+	+	–	–	–	–	–		3/06	
34	**T5-1-34**	UW	2	2	+	–	+	–	–	+	–	+	–	–	–	–		3/06	
35	**T0-2-35**	UP	3	4	+	+	–	+	+	+	+	–	–	–	–	–	1/08-45	2/21	T0-2-8260
35	**T3-2-35**	UP	3	4	+	+	–	+	–	+	+	–	–	–	–	–	1/08-45	2/21	T3-2-8260
35	**T4A-2-35**	UP	3	4	–	–	–	–	–	–	–	–	–	–	–	–	——>		T5B-2-35
35	**T5B-2-35**	UP	3	4	+	–	+	–	–	+	+	–	–	–	–	–		3/08,22	
35	**T5-2-35**	UP	3	4	+	–	+	–	–	+	–	+	–	–	–	–		3/08,22	
36	**T0-3-36**	UP	3	5	+	+	–	+	+	+	+	–	–	–	–	–	1/09-17	2/21	
36	**T3-3-36**	UP	3	5	+	+	–	+	–	+	+	–	–	–	–	–	1/09-17	2/21	
36	**T4A-3-36**	UP	3	5	–	–	–	–	–	–	–	–	–	–	–	–	——>		T5B-3-36
36	**T5B-3-36**	UP	3	5	+	–	+	–	–	+	+	–	–	–	–	–		3/0922	
36	**T5-3-36**	UP	3	5	+	–	+	–	–	+	–	+	–	–	–	–		3/0922	
37	**T0-2-37**	UP	3	4	+	+	–	+	+	+	+	–	–	–	–	–	1/08-42	2/21	T0-2-8211
37	**T3-2-37**	UP	3	4	+	+	–	+	–	+	+	–	–	–	–	–	1/08-42	2/21	T3-2-8211
37	**T4A-2-37**	UP	3	4	–	–	–	–	–	–	–	–	–	–	–	–	——>		T5B-2-37
37	**T5B-2-37**	UP	3	4	+	–	+	–	–	+	+	–	–	–	–	–		3/07,22	
37	**T5-2-37**	UP	3	4	+	–	+	–	–	+	–	+	–	–	–	–		3/07,22	
38	**T0-3-38**	UP	3	5	+	+	–	+	+	+	+	–	–	–	–	–	1/09-16	2/21	
38	**T3-3-38**	UP	3	5	+	+	–	+	–	+	+	–	–	–	–	–	1/09-16	2/21	
38	**T4A-3-38**	UP	3	5	–	–	–	–	–	–	–	–	–	–	–	–	——>		T5B-3-38
38	**T5B-3-38**	UP	3	5	+	–	+	–	–	+	+	–	–	–	–	–		3/09,22	
38	**T5-3-38**	UP	3	5	+	–	+	–	–	+	–	+	–	–	–	–		3/09,22	
39	**T0-2-39**	UP	2	4	+	+	–	+	+	+	+	–	–	–	–	–		2/21	T0-2-8221
39	**T3-2-39**	UP	2	4	+	+	–	+	–	+	+	–	–	–	–	–		2/21	T3-2-8221
39	**T4A-2-39**	UP	2	4	–	–	–	–	–	–	–	–	–	–	–	–	——>		T5B-2-39
39	**T5B-2-39**	UP	2	4	+	–	+	–	–	+	+	–	–	–	–	–		3/06,22	
39	**T5-2-39**	UP	2	4	+	–	+	–	–	+	–	+	–	–	–	–		3/06,22	
41	**T0-4-41**	UG	3	8	+	+	–	+	+	+	+	–	–	–	–	–	1/11-15	2/10	
41	**T3-4-41**	UG	3	8	+	+	–	+	–	+	+	–	–	–	–	–	1/11-15	2/10	
41	**T4A-4-41**	UG	3	8	–	–	–	–	–	–	–	–	–	–	–	–	——>		T5B-4-41
41	**T5B-4-41**	UG	3	8	+	–	+	–	–	+	+	–	–	–	–	–		3/10	
41	**T5-4-41**	UG	3	8	+	–	+	–	–	+	–	+	–	–	–	–		3/10	
43	**T0-6-43**	EA	2	6	–	–	–	–	–	–	–	–	–	–	–	–	——>		T0-3-50
43	**T3-6-43**	EA	2	6	–	–	–	–	–	–	–	–	–	–	–	–	——>		T3-3-50
43	**T41A-6-43**	EA	2	6	–	–	–	–	–	–	–	–	–	–	–	–	——>		T5-3-50
44	**T0-6-44**	EA	3	6	–	–	–	–	–	–	–	–	–	–	–	–	——>		T0-3-7
44	**T3-6-44**	EA	3	6	–	–	–	–	–	–	–	–	–	–	–	–	——>		T3-3-7
44	**T41A-6-44**	EA	3	6	–	–	–	–	–	–	–	–	–	–	–	–	——>		T5-3-7
45	**T0-4-45**	UP	2	7	+	+	–	+	+	+	+	–	–	–	–	–	1/06-06	2/22	

1	2	3	4	5	6								7				8	9	10
Schaltung Contact sequence Schéma	Typ Type Type	Art Form	FS-Pos.	Kontakte Contacts	Bauformen Mounting form Type de montage								Hauptschalter Main switch Interrupteur général				Schaltbild Contact diagram Diagrammes		Alternativ-Typ Alternative-Type Type alternatif
Nr. No. No.					/E	/EZ	/X	/XZ	/IVS	/Z	/I	/CI19	/I/SVB	/CI19/SVB	/EA/SVB	/V/SVB	Seite-Bild-Nr. Page-Pict.-No. Page-Pict.-No.	Seite Page Page	
45	**T3-4-45**	UP	2	7	+	+	–	+	–	+	+	–	–	–	–	–	1/06-06	2/22	
45	**T4A-4-45**	UP	2	7	–	–	–	–	–	–	–	–	–	–	–	–	——>		T5B-4-45
45	**T5B-4-45**	UP	2	7	+	–	+	–	–	+	+	–	–	–	–	–		3/23	
45	**T5-4-45**	UP	2	7	+	–	+	–	–	+	–	+	–	–	–	–		3/23	
46	**T0-4-46**	UP	3	8	+	+	–	+	+	+	+	–	–	–	–	–	1/11-20	2/21	
46	**T3-4-46**	UP	3	8	+	+	–	+	–	+	+	–	–	–	–	–	1/11-20	2/21	
46	**T4A-4-46**	UP	3	8	–	–	–	–	–	–	–	–	–	–	–	–	——>		T5B-4-46
46	**T5B-4-46**	UP	3	8	+	–	+	–	–	+	+	–	–	–	–	–		3/10,22	
46	**T5-4-46**	UP	3	8	+	–	+	–	–	+	–	+	–	–	–	–		3/10,22	
47	**T0-4-47**	UP	3	7	+	+	–	+	+	+	+	–	–	–	–	–	1/10-26	2/21	
47	**T3-4-47**	UP	3	7	+	+	–	+	–	+	+	–	–	–	–	–	1/10-26	2/21	
47	**T4A-4-47**	UP	3	7	–	–	–	–	–	–	–	–	–	–	–	–	——>		T5B-4-47
47	**T5B-4-47**	UP	3	7	+	–	+	–	–	+	+	–	–	–	–	–		3/09,22	
47	**T5-4-47**	UP	3	7	+	–	+	–	–	+	–	+	–	–	–	–		3/09,22	
48	**T0-4-48**	UP	3	7	+	+	–	+	+	+	+	–	–	–	–	–	1/10-23	2/22	
48	**T3-4-48**	UP	3	7	+	+	–	+	–	+	+	–	–	–	–	–	1/10-23	2/22	
48	**T4A-4-48**	UP	3	7	–	–	–	–	–	–	–	–	–	–	–	–	——>		T5B-4-48
48	**T5B-4-48**	UP	3	7	+	–	+	–	–	+	+	–	–	–	–	–		3/09,23	
48	**T5-4-48**	UP	3	7	+	–	+	–	–	+	–	+	–	–	–	–		3/09,23	
49	**T0-4-49**	UP	3	8	+	+	–	+	+	+	+	–	–	–	–	–	1/11-19	2/22	
49	**T3-4-49**	UP	3	8	+	+	–	+	–	+	+	–	–	–	–	–	1/11-19	2/22	
49	**T4A-4-49**	UP	3	8	–	–	–	–	–	–	–	–	–	–	–	–	——>		T5B-4-49
49	**T5B-4-49**	UP	3	8	+	–	+	–	–	+	+	–	–	–	–	–		3/10,23	
49	**T5-4-49**	UP	3	8	+	–	+	–	–	+	–	+	–	–	–	–		3/10,23	
50	**T0-3-50**	UP	2	6	+	+	–	+	+	+	+	–	–	–	–	–		2/22	T0-3-8222
50	**T3-3-50**	UP	2	6	+	+	–	+	–	+	+	–	–	–	–	–		2/22	T3-3-8222
50	**T4A-3-50**	UP	2	6	–	–	–	–	–	–	–	–	–	–	–	–	——>		T5B-3-50
50	**T5B-3-50**	UP	2	6	+	–	+	–	–	+	+	–	–	–	–	–		3/06,23	
50	**T5-3-50**	UP	2	6	+	–	+	–	–	+	–	+	–	–	–	–		3/06,23	
55	**T0-2-55**	EA	2	4	+	+	–	+	+	+	+	–	–	–	–	–			T0-2-113
55	**T3-2-55**	EA	2	4	+	+	–	+	–	+	+	–	–	–	–	–			T3-2-113
55	**T4A-2-55**	EA	2	4	–	–	–	–	–	–	–	–	–	–	–	–	——>		T5B-2-55
55	**T5B-2-55**	EA	2	4	+	–	+	–	–	+	+	–	+	–	+	+			
55	**T5-2-55**	EA	2	4	+	–	+	–	–	+	–	+	–	+	+	+			
56	**T0-2-56**	EA	2	4	+	+	–	+	+	+	+	–	+	–	+	+			T0-2-8324
56	**T3-2-56**	EA	2	4	+	+	–	+	–	+	+	–	+	–	+	+			T3-2-8324
56	**T4A-2-56**	EA	2	4	–	–	–	–	–	–	–	–	–	–	–	–	——>		T5B-2-56
56	**T5B-2-56**	EA	2	4	+	–	+	–	–	+	+	–	+	–	+	+			
56	**T5-2-56**	EA	2	4	+	–	+	–	–	+	–	+	–	+	+	+			
65	**T0-4-65**	PD	3	8	+	+	–	+	+	+	+	–	–	–	–	–	1/11-22	2/18	T0-4-8441
65	**T3-4-65**	PD	3	8	+	+	–	+	–	+	+	–	–	–	–	–	1/11-22	2/18	T3-4-8441
65	**T4A-4-65**	PD	3	8	–	–	–	–	–	–	–	–	–	–	–	–	——>		T5B-4-65
65	**T5B-4-65**	PD	3	8	+	–	+	–	–	+	+	–	–	–	–	–		3/19	
65	**T5-4-65**	PD	3	8	+	–	+	–	–	+	–	+	–	–	–	–		3/19	
66	**T0-6-66**	PD	5	12	+	+	–	+	+	+	–	–	–	–	–	–	1/19-02	2/20	T0-6-15866
66	**T3-6-66**	PD	5	12	+	+	–	+	–	+	–	–	–	–	–	–	1/19-02	2/20	T3-6-15866
66	**T4A-7-66**	PD	5	12	–	–	–	–	–	–	–	–	–	–	–	–	——>		T5B-7-66
66	**T5B-7-66**	PD	5	12	+	–	+	–	–	+	–	–	–	–	–	–		3/21	
66	**T5-7-66**	PD	5	12	+	–	+	–	–	+	–	–	–	–	–	–		3/21	
67	**T0-7-67**	PD	5	14	+	+	–	+	+	+	–	–	–	–	–	–	1/19-10	2/20	T0-7-15867
67	**T3-7-67**	PD	5	14	+	+	–	+	–	+	–	–	–	–	–	–	1/19-10	2/20	T3-7-15867
67	**T4A-9-67**	PD	5	14	–	–	–	–	–	–	–	–	–	–	–	–	——>		T5B-9-67
67	**T5B-9-67**	PD	5	14	+	–	+	–	–	+	–	–	–	–	–	–		3/21	
67	**T5-9-67**	PD	5	14	+	–	+	–	–	+	–	–	–	–	–	–		3/21	
68	**T0-7-68**	PD	5	13	+	+	–	+	+	+	–	–	–	–	–	–	1/19-07	2/20	
68	**T3-7-68**	PD	5	13	+	+	–	+	–	+	–	–	–	–	–	–	1/19-07	2/20	
68	**T4A-7-68**	PD	5	13	–	–	–	–	–	–	–	–	–	–	–	–	——>		T5B-7-68

Standardschaltungen
Standard contact sequences / Schémas standards

1	2	3	4	5	6								7				8	9	10
Schaltung Contact sequence Schéma	**Typ** **Type** **Type**	Art Form	FS- Pos.	Kon- takte Con- tacts	**Bauformen** **Mounting form** **Type de montage**								**Hauptschalter** **Main switch** **Interrupteur général**				Schaltbild Contact diagram Diagrammes		Alternativ-Typ Alternative-Type Type alternatif
Nr. No. No.					/E	/EZ	/X	/XZ	/IVS	/Z	/I	/CI19	/I/SVB	/CI19/SVB	/EA/SVB	/V/SVB	Seite-Bild-Nr. Page-Pict.-No. Page-Pict.-No.	Seite Page Page	
68	**T5B-7-68**	PD	5	13	+	–	+	–	–	+	–	–	–	–	–	–		3/21	
68	**T5-7-68**	PD	5	13	+	–	+	–	–	+	–	–	–	–	–	–		3/21	
69	**T0-7-69**	PD	5	13	+	+	–	+	+	+	–	–	–	–	–	–	1/19-08	2/20	
69	**T3-7-69**	PD	5	13	+	+	–	+	–	+	–	–	–	–	–	–	1/19-08	2/20	
69	**T4A-7-69**	PD	5	13	–	–	–	–	–	–	–	–	–	–	–	–	——>		T5B-7-69
69	**T5B-7-69**	PD	5	13	+	–	+	–	–	+	–	–	–	–	–	–		3/21	
69	**T5-7-69**	PD	5	13	+	–	+	–	–	+	–	–	–	–	–	–		3/21	
71	**T0-5-71**	UP	5	10	+	+	–	+	+	+	–	–	–	–	–	–	1/18-19	2/23	T0-5-8453
71	**T3-5-71**	UP	5	10	+	+	–	+	–	+	–	–	–	–	–	–	1/18-19	2/23	T3-5-8453
71	**T4A-6-71**	UP	5	10	–	–	–	–	–	–	–	–	–	–	–	–	——>		T5B-6-71
71	**T5B-6-71**	UP	5	10	+	–	+	–	–	+	–	–	–	–	–	–		3/24	
71	**T5-6-71**	UP	5	10	+	–	+	–	–	+	–	–	–	–	–	–		3/24	
72	**T0-6-72**	UP	5	12	+	+	–	+	+	+	–	–	–	–	–	–	1/19-06	2/23	
72	**T3-6-72**	UP	5	12	+	+	–	+	–	+	–	–	–	–	–	–	1/19-06	2/23	
72	**T4A-8-72**	UP	5	12	–	–	–	–	–	–	–	–	–	–	–	–	——>		T5B-8-72
72	**T5B-8-72**	UP	5	12	+	–	+	–	–	+	–	–	–	–	–	–		3/24	
72	**T5-8-72**	UP	5	12	+	–	+	–	–	+	–	–	–	–	–	–		3/24	
73	**T0-6-73**	UP	5	11	+	+	–	+	+	+	–	–	–	–	–	–	1/18-24	2/23	
73	**T3-6-73**	UP	5	11	+	+	–	+	–	+	–	–	–	–	–	–	1/18-24	2/23	
73	**T4A-6-73**	UP	5	11	–	–	–	–	–	–	–	–	–	–	–	–	——>		T5B-6-73
73	**T5B-6-73**	UP	5	11	+	–	+	–	–	+	–	–	–	–	–	–		3/24	
73	**T5-6-73**	UP	5	11	+	–	+	–	–	+	–	–	–	–	–	–		3/24	
74	**T0-6-74**	UP	5	11	+	+	–	+	+	+	–	–	–	–	–	–	1/18-25	2/23	
74	**T3-6-74**	UP	5	11	+	+	–	+	–	+	–	–	–	–	–	–	1/18-25	2/23	
74	**T4A-6-74**	UP	5	11	–	–	–	–	–	–	–	–	–	–	–	–	——>		T5B-6-74
74	**T5B-6-74**	UP	5	11	+	–	+	–	–	+	–	–	–	–	–	–		3/24	
74	**T5-6-74**	UP	5	11	+	–	+	–	–	+	–	–	–	–	–	–		3/24	
76	**T0-2-76**	HP	3	3	+	+	–	+	+	+	+	–	–	–	–	–	1/08-09	2/32	
76	**T3-2-76**	HP	3	3	+	+	–	+	–	+	+	–	–	–	–	–	1/08-09	2/32	
76	**T4A-2-76**	HP	3	3	–	–	–	–	–	–	–	–	–	–	–	–	——>		T5B-2-76
76	**T5B-2-76**	HP	3	3	+	–	+	–	–	+	+	–	–	–	–	–		3/35	
76	**T5-2-76**	HP	3	3	+	–	+	–	–	+	–	+	–	–	–	–		3/35	
78	**T0-1-78**	UG	3	2	+	+	–	+	+	+	+	–	–	–	–	–	1/07-18	2/72	T0-1-15421
78	**T3-1-78**	UG	3	2	+	+	–	+	–	+	+	–	–	–	–	–	1/07-18	2/72	T3-1-15421
78	**T4A-1-78**	UG	3	2	–	–	–	–	–	–	–	–	–	–	–	–	——>		T5B-1-78
78	**T5B-1-78**	UG	3	2	+	–	+	–	–	+	+	–	–	–	–	–		3/64	
78	**T5-1-78**	UG	3	2	+	–	+	–	–	+	–	+	–	–	–	–		3/64	
79	**T0-1-79**	ST	2	2	+	+	–	+	+	+	+	–	–	–	–	–		2/70	T0-1-15521
79	**T3-1-79**	ST	2	2	+	+	–	+	–	+	+	–	–	–	–	–		2/70	T3-1-15521
80	**T0-3-80**	US	3	6	+	+	–	+	+	+	+	–	–	–	–	–	1/10-12	2/31	T0-3-8314
80	**T3-3-80**	US	3	6	+	+	–	+	–	+	+	–	–	–	–	–	1/10-12	2/31	T3-3-8314
80	**T4A-3-80**	US	3	6	–	–	–	–	–	–	–	–	–	–	–	–	——>		T5B-3-80
80	**T5B-3-80**	US	3	6	+	–	+	–	–	+	+	–	–	–	–	–		3/34	
80	**T5-3-80**	US	3	6	+	–	+	–	–	+	–	+	–	–	–	–		3/34	
81	**T0-4-81**	US	3	8	+	+	–	+	+	+	+	–	–	–	–	–	1/11-23	2/31	
81	**T3-4-81**	US	3	8	+	+	–	+	–	+	+	–	–	–	–	–	1/11-23	2/31	
81	**T4A-4-81**	US	3	8	–	–	–	–	–	–	–	–	–	–	–	–	——>		T5B-4-81
81	**T5B-4-81**	US	3	8	+	–	+	–	–	+	+	–	–	–	–	–		3/34	
81	**T5-4-81**	US	3	8	+	–	+	–	–	+	–	+	–	–	–	–		3/34	
82	**T0-4-82**	US	3	7	+	+	–	+	+	+	+	–	–	–	–	–	1/10-24	2/31	
82	**T3-4-82**	US	3	7	+	+	–	+	–	+	+	–	–	–	–	–	1/10-24	2/31	
82	**T4A-4-82**	US	3	7	–	–	–	–	–	–	–	–	–	–	–	–	——>		T5B-4-82
82	**T5B-4-82**	US	3	7	+	–	+	–	–	+	+	–	–	–	–	–		3/34	
82	**T5-4-82**	US	3	7	+	–	+	–	–	+	–	+	–	–	–	–		3/34	
83	**T0-3-83**	US	3	6	–	–	–	–	–	–	–	–	–	–	–	–	——>		T0-3-8314
83	**T3-3-83**	US	3	6	–	–	–	–	–	–	–	–	–	–	–	–	——>		T3-3-8314
84	**T0-4-84**	US	3	8	–	–	–	–	–	–	–	–	–	–	–	–	——>		T0-4-81

1	2	3	4	5	6								7				8	9	10
Schaltung Contact sequence Schéma	Typ Type Type	Art Form	FS-Pos.	Kontakte Contacts	Bauformen Mounting form Type de montage								Hauptschalter Main switch Interrupteur général				Schaltbild Contact diagram Diagrammes		Alternativ-Typ Alternative-Type Type alternatif
Nr. No. No.					/E	/EZ	/X	/XZ	/IVS	/Z	/I	/CI19	/I/SVB	/CI19/SVB	/EA/SVB	/V/SVB	Seite-Bild-Nr. Page-Pict.-No. Page-Pict.-No.	Seite Page Page	
84	**T3-4-84**	US	3	8	–	–	–	–	–	–	–	–	–	–	–	–	——>		T3-4-81
85	**T0-4-85**	US	3	7	–	–	–	–	–	–	–	–	–	–	–	–	——>		T0-4-82
85	**T3-4-85**	US	3	7	–	–	–	–	–	–	–	–	–	–	–	–	——>		T3-4-82
86	**T0-4-86**	UG	3	8	+	+	–	+	+	+	+	–	–	–	–	–	1/11-24	2/08	T0-4-8480
86	**T3-4-86**	UG	3	8	+	+	–	+	–	+	+	–	–	–	–	–	1/11-24	2/08	T3-4-8480
86	**T4A-4-86**	UG	3	8	–	–	–	–	–	–	–	–	–	–	–	–	——>		T5B-4-86
86	**T5B-4-86**	UG	3	8	+	–	+	–	–	+	+	–	–	–	–	–		3/08	
86	**T5-4-86**	UG	3	8	+	–	+	–	–	+	–	+	–	–	–	–		3/08	
87	**T0-5-87**	UG	3	9	+	+	–	+	+	+	–	–	–	–	–	–	1/12-11	2/09	
87	**T3-5-87**	UG	3	9	+	+	–	+	–	+	–	–	–	–	–	–	1/12-11	2/09	
87	**T4A-5-87**	UG	3	9	–	–	–	–	–	–	–	–	–	–	–	–	——>		T5B-5-87
87	**T5B-5-87**	UG	3	9	+	–	+	–	–	+	–	–	–	–	–	–		3/09	
87	**T5-5-87**	UG	3	9	+	–	+	–	–	+	–	–	–	–	–	–		3/09	
88	**T0-4-88**	UG	3	8	+	+	–	+	+	+	+	–	–	–	–	–	1/11-14	2/08	T0-4-8213
88	**T3-4-88**	UG	3	8	+	+	–	+	–	+	+	–	–	–	–	–	1/11-14	2/08	T3-4-8213
88	**T4A-4-88**	UG	3	8	–	–	–	–	–	–	–	–	–	–	–	–	——>		T5B-4-88
88	**T5B-4-88**	UG	3	8	+	–	+	–	–	+	+	–	–	–	–	–		3/07	
88	**T5-4-88**	UG	3	8	+	–	+	–	–	+	–	+	–	–	–	–		3/07	
89	**T0-5-89**	UG	3	9	+	+	–	+	+	+	–	–	–	–	–	–	1/12-10	2/09	
89	**T3-5-89**	UG	3	9	+	+	–	+	–	+	–	–	–	–	–	–	1/12-10	2/09	
89	**T4A-5-89**	UG	3	9	–	–	–	–	–	–	–	–	–	–	–	–	——>		T5B-5-89
89	**T5B-5-89**	UG	3	9	+	–	+	–	–	+	–	–	–	–	–	–		3/09	
89	**T5-5-89**	UG	3	9	+	–	+	–	–	+	–	–	–	–	–	–		3/09	
90	**T0-4-90**	UW	2	8	+	+	–	+	+	+	+	–	–	–	–	–			T0-4-8223
90	**T3-4-90**	UW	2	8	+	+	–	+	–	+	+	–	–	–	–	–			T3-4-8223
90	**T4A-4-90**	UW	2	8	–	–	–	–	–	–	–	–	–	–	–	–	——>		T5B-4-90
90	**T41A-8-90**	UW	2	8	–	–	–	–	–	–	–	–	–	–	–	–	——>		T5-4-90
90	**T5B-4-90**	UW	2	8	+	–	+	–	–	+	+	–	–	–	–	–		3/06	
90	**T5-4-90**	UW	2	8	+	–	+	–	–	+	–	+	–	–	–	–		3/06	
91	**T0-1-91**	US	3	2	+	+	–	+	+	+	+	–	–	–	–	–	1/07-09	2/35	
91	**T3-1-91**	US	3	2	+	+	–	+	–	+	+	–	–	–	–	–	1/07-09	2/35	
91	**T4A-1-91**	US	3	2	–	–	–	–	–	–	–	–	–	–	–	–	——>		T5B-1-91
91	**T5B-1-91**	US	3	2	+	–	+	–	–	+	+	–	–	–	–	–		3/37	
91	**T5-1-91**	US	3	2	+	–	+	–	–	+	–	+	–	–	–	–		3/37	
92	**T0-2-92**	SH	4	3	+	+	–	+	+	+	+	–	–	–	–	–	1/13-32	2/35	
92	**T3-2-92**	SH	4	3	+	+	–	+	–	+	+	–	–	–	–	–	1/13-32	2/35	
92	**T4A-2-92**	SH	4	3	–	–	–	–	–	–	–	–	–	–	–	–	——>		T5B-2-92
92	**T5B-2-92**	SH	4	3	+	–	+	–	–	+	+	–	–	–	–	–		3/37	
92	**T5-2-92**	SH	4	3	+	–	+	–	–	+	–	+	–	–	–	–		3/37	
93	**T0-1-93**	US	4	2	+	+	–	+	+	+	+	–	–	–	–	–	1/13-17	2/35	T0-1-15110
93	**T3-1-93**	US	4	2	+	+	–	+	–	+	+	–	–	–	–	–	1/13-17	2/35	T3-1-15110
93	**T4A-1-93**	US	4	2	–	–	–	–	–	–	–	–	–	–	–	–	——>		T5B-1-93
93	**T5B-1-93**	US	4	2	+	–	+	–	–	+	+	–	–	–	–	–		3/37	
93	**T5-1-93**	US	4	2	+	–	+	–	–	+	–	+	–	–	–	–		3/37	
94	**T0-2-94**	SH	3	3	+	+	–	+	+	+	+	–	–	–	–	–	1/08-08	2/35	
94	**T3-2-94**	SH	3	3	+	+	–	+	–	+	+	–	–	–	–	–	1/08-08	2/35	
94	**T4A-2-94**	SH	3	3	–	–	–	–	–	–	–	–	–	–	–	–	——>		T5B-2-94
94	**T5B-2-94**	SH	3	3	+	–	+	–	–	+	+	–	–	–	–	–		3/37	
94	**T5-2-94**	SH	3	3	+	–	+	–	–	+	–	+	–	–	–	–		3/37	
95	**T0-2-95**	SH	4	4	+	+	–	+	+	+	+	–	–	–	–	–	1/14-16	2/35	
95	**T3-2-95**	SH	4	4	+	+	–	+	–	+	+	–	–	–	–	–	1/14-16	2/35	
95	**T4A-2-95**	SH	4	4	–	–	–	–	–	–	–	–	–	–	–	–	——>		T5B-2-95
95	**T5B-2-95**	SH	4	4	+	–	+	–	–	+	+	–	–	–	–	–		3/37	
95	**T5-2-95**	SH	4	4	+	–	+	–	–	+	–	+	–	–	–	–		3/37	
96	**T0-2-96**	US	4	3	+	+	–	+	+	+	+	–	–	–	–	–	1/13-33	2/35	T0-2-15114
96	**T3-2-96**	US	4	3	+	+	–	+	–	+	+	–	–	–	–	–	1/13-33	2/35	T3-2-15114
96	**T4A-2-96**	US	4	3	–	–	–	–	–	–	–	–	–	–	–	–	——>		T5B-2-96

Standardschaltungen
Standard contact sequences / Schémas standards

1	2	3	4	5	6								7				8	9	10
Schaltung Contact sequence Schéma	**Typ** **Type** **Type**	Art Form	FS-Pos.	Kon-takte Con-tacts	**Bauformen** **Mounting form** **Type de montage**								**Hauptschalter** **Main switch** **Interrupteur général**				Schaltbild Contact diagram Diagrammes		Alternativ-Typ Alternative-Type Type alternatif
Nr. No. No.					/E	/EZ	/X	/XZ	/IVS	/Z	/I	/CI19	/I/SVB	/CI19/SVB	/EA/SVB	/V/SVB	Seite-Bild-Nr. Page-Pict.-No. Page-Pict.-No.	Seite Page Page	
96	**T5B-2-96**	US	4	3	+	–	+	–	–	+	+	–	–	–	–	–		3/37	
96	**T5-2-96**	US	4	3	+	–	+	–	–	+	–	+	–	–	–	–		3/37	
97	**T0-1-97**	SE	2	2	+	+	–	+	+	+	+	–	–	–	–	–		2/73	T0-1-8220
97	**T3-1-97**	SE	2	2	+	+	–	+	–	+	+	–	–	–	–	–		2/73	T3-1-8220
97	**T4A-1-97**	SE	2	2	–	–	–	–	–	–	–	–	–	–	–	–	——>		T5B-1-97
97	**T5B-1-97**	SE	2	2	+	–	+	–	–	+	+	–	–	–	–	–		3/64	
97	**T5-1-97**	SE	2	2	+	–	+	–	–	+	–	+	–	–	–	–		3/64	
98	**T0-1-98**	ST	3	2	+	+	–	+	+	+	+	–	–	–	–	–	1/07-28	2/69	T0-1-15511
98	**T3-1-98**	ST	3	2	+	+	–	+	–	+	+	–	–	–	–	–	1/07-28	2/69	T3-1-15511
98	**T4A-1-98**	ST	3	2	–	–	–	–	–	–	–	–	–	–	–	–	——>		T5B-1-98
98	**T5B-1-98**	ST	3	2	+	–	+	–	–	+	+	–	–	–	–	–			
98	**T5-1-98**	ST	3	2	+	–	+	–	–	+	–	+	–	–	–	–			
99	**T0-2-99**	ST	5	4	+	+	–	+	+	+	+	–	–	–	–	–	1/17-27	2/69	T0-2-8177
99	**T3-2-99**	ST	5	4	+	+	–	+	–	+	+	–	–	–	–	–	1/17-27	2/69	T3-2-8177
102	**T0-1-102**	EA	2	2	+	+	–	+	+	+	+	–	+	–	+	+	1/04-13	2/04	
102	**T3-1-102**	EA	2	2	+	+	–	+	–	+	+	–	+	–	+	+	1/04-13	2/04	
102	**T4A-1-102**	EA	2	2	–	–	–	–	–	–	–	–	–	–	–	–	——>		T5B-1-102
102	**T5B-1-102**	EA	2	2	+	–	+	–	–	+	+	–	+	–	+	+		3/02	
102	**T5-1-102**	EA	2	2	+	–	+	–	–	+	–	+	–	+	+	+		3/02	
103	**T0-6-103**	PD	4	11	+	+	–	+	+	+	–	–	–	–	–	–	1/16-06	2/19	
103	**T3-6-103**	PD	4	11	+	+	–	+	–	+	–	–	–	–	–	–	1/16-06	2/19	
103	**T4A-6-103**	PD	4	11	–	–	–	–	–	–	–	–	–	–	–	–	——>		T5B-6-103
103	**T5B-6-103**	PD	4	11	+	–	+	–	–	+	–	–	–	–	–	–		3/20	
103	**T5-6-103**	PD	4	11	+	–	+	–	–	+	–	–	–	–	–	–		3/20	
104	**T0-6-104**	PD	4	12	+	+	–	+	+	+	–	–	–	–	–	–	1/16-30	2/19	
104	**T3-6-104**	PD	4	12	+	+	–	+	–	+	–	–	–	–	–	–	1/16-30	2/19	
104	**T4A-6-104**	PD	4	12	–	–	–	–	–	–	–	–	–	–	–	–	——>		T5B-6-104
104	**T5B-6-104**	PD	4	12	+	–	+	–	–	+	–	–	–	–	–	–		3/20	
104	**T5-6-104**	PD	4	12	+	–	+	–	–	+	–	–	–	–	–	–		3/20	
106	**T0-4-106**	UP	3	7	+	+	–	+	+	+	+	–	–	–	–	–	1/10-27	2/22	
106	**T3-4-106**	UP	3	7	+	+	–	+	–	+	+	–	–	–	–	–	1/10-27	2/22	
106	**T4A-4-106**	UP	3	7	–	–	–	–	–	–	–	–	–	–	–	–	——>		T5B-4-106
106	**T5B-4-106**	UP	3	7	+	–	+	–	–	+	+	–	–	–	–	–		3/10,23	
106	**T5-4-106**	UP	3	7	+	–	+	–	–	+	–	+	–	–	–	–		3/10,23	
113	**T0-2-113**	EA	2	4	+	+	–	+	+	+	+	–	+	–	+	+	1/05-06	2/04	T0-3-15680
113	**T3-2-113**	EA	2	4	+	+	–	+	–	+	+	–	+	–	+	+	1/05-06	2/04	T3-3-15680
113	**T4A-2-113**	EA	2	4	–	–	–	–	–	–	–	–	–	–	–	–	——>		T5B-2-113
113	**T5B-2-113**	EA	2	4	+	–	+	–	–	+	+	–	+	–	+	+		3/03	
113	**T5-2-113**	EA	2	4	+	–	+	–	–	+	–	+	–	+	+	+		3/03	
114	**T0-3-114**	W	3	5	–	–	–	–	–	–	–	–	–	–	–	–	——>		T0-3-2
114	**T3-3-114**	W	3	5	–	–	–	–	–	–	–	–	–	–	–	–	——>		T3-3-2
114	**T44A-3-114**	W	3	5	–	–	–	–	–	–	–	–	–	–	–	–	——>		T5B-3-2
115	**T0-3-115**	W	2	5	+	+	–	+	+	+	+	–	–	–	–	–	1/05-25	2/12	
115	**T3-3-115**	W	2	5	+	+	–	+	–	+	+	–	–	–	–	–	1/05-25	2/12	
115	**T4A-3-115**	W	2	5	–	–	–	–	–	–	–	–	–	–	–	–	——>		T5B-3-115
115	**T5B-3-115**	W	2	5	+	–	+	–	–	+	+	–	–	–	–	–		3/12	
115	**T5-3-115**	W	2	5	+	–	+	–	–	+	–	+	–	–	–	–		3/12	
116	**T44A-3-116**	EA	2	4	–	–	–	–	–	–	–	–	–	–	–	–	——>		T5B-2-1+UV-P3
117	**T44A-2-117**	EA	2	4	–	–	–	–	–	–	–	–	–	–	–	–	——>		T5B-2-1
118	**T0-4-118**	EA	2	6	–	–	–	–	–	–	–	–	–	–	–	–	——>		T0-3-8342
118	**T3-4-118**	EA	2	6	–	–	–	–	–	–	–	–	–	–	–	–	——>		T3-3-8342
118	**T44A-4-118**	EA	2	6	–	–	–	–	–	–	–	–	–	–	–	–	——>		T5B-3-8342
119	**T0-5-119**	PD	2	9	+	+	–	+	+	+	–	–	–	–	–	–	1/06-20	2/18	
119	**T3-5-119**	PD	2	9	+	+	–	+	–	+	–	–	–	–	–	–	1/06-20	2/18	
119	**T4A-5-119**	PD	2	9	–	–	–	–	–	–	–	–	–	–	–	–	——>		T5B-5-119
119	**T5B-5-119**	PD	2	9	+	–	+	–	–	+	–	–	–	–	–	–		3/19	
119	**T5-5-119**	PD	2	9	+	–	+	–	–	+	–	–	–	–	–	–		3/19	

1	2	3	4	5	6								7				8	9	10
Schaltung Contact sequence Schéma	**Typ** **Type** **Type**	Art Form	FS- Pos.	Kon- takte Con- tacts	**Bauformen** **Mounting form** **Type de montage**								**Hauptschalter** **Main switch** **Interrupteur général**				Schaltbild Contact diagram Diagrammes		Alternativ-Typ Alternative-Type Type alternatif
Nr. No. No.					/E	/EZ	/X	/XZ	/IVS	/Z	/I	/CI19	/I/SVB	/CI19/SVB	/EA/SVB	/V/SVB	Seite-Bild-Nr. Page-Pict.-No. Page-Pict.-No.	Seite Page Page	
120	**T0-9-120**	EA	3	8	–	–	–	–	–	–	–	–	–	–	–	–	——>		T0-4-88
120	**T3-9-120**	EA	3	8	–	–	–	–	–	–	–	–	–	–	–	–	——>		T3-4-88
120	**T41A-8-120**	EA	3	8	–	–	–	–	–	–	–	–	–	–	–	–	——>		T5-4-88
123	**T0-3-123**	W	3	6	+	+	–	+	+	+	+	–	–	–	–	–	1/10-09	2/12	
123	**T3-3-123**	W	3	6	+	+	–	+	–	+	+	–	–	–	–	–	1/10-09	2/12	
123	**T4A-3-123**	W	3	6	–	–	–	–	–	–	–	–	–	–	–	–	——>		T5B-3-123
123	**T5B-3-123**	W	3	6	+	–	+	–	–	+	+	–	–	–	–	–		3/12	
123	**T5-3-123**	W	3	6	+	–	+	–	–	+	–	+	–	–	–	–		3/12	
124	**T0-5-124**	PD	3	9	+	+	–	+	+	+	–	–	–	–	–	–	1/12-05	2/18	
124	**T3-5-124**	PD	3	9	+	+	–	+	–	+	–	–	–	–	–	–	1/12-05	2/18	
124	**T4A-5-124**	PD	3	9	–	–	–	–	–	–	–	–	–	–	–	–	——>		T5B-5-124
124	**T5B-5-124**	PD	3	9	+	–	+	–	–	+	–	–	–	–	–	–		3/19	
124	**T5-5-124**	PD	3	9	+	–	+	–	–	+	–	–	–	–	–	–		3/19	
126	**T0-6-126**	YD	3	11	+	+	–	+	+	+	–	–	–	–	–	–	1/12-22	2/14	
126	**T3-6-126**	YD	3	11	+	+	–	+	–	+	–	–	–	–	–	–	1/12-22	2/14	
126	**T4A-6-126**	YD	3	11	–	–	–	–	–	–	–	–	–	–	–	–	——>		T5B-6-126
126	**T5B-6-126**	YD	3	11	+	–	+	–	–	+	–	–	–	–	–	–		3/14	
126	**T5-6-126**	YD	3	11	+	–	+	–	–	+	–	–	–	–	–	–		3/14	
130	**T0-3-130**	EA	2	6	+	+	–	+	+	+	+	–	+	–	+	+	1/05-37		T0-3-15680
130	**T3-3-130**	EA	2	6	+	+	–	+	–	+	+	–	+	–	+	+	1/05-37		T3-3-15680
130	**T4A-3-130**	EA	2	6	–	–	–	–	–	–	–	–	–	–	–	–	——>		T5B-3-130
130	**T5B-3-130**	EA	2	6	+	–	+	–	–	+	+	–	+	–	+	+		3/03	
130	**T5-3-130**	EA	2	6	+	–	+	–	–	+	–	+	–	+	+	+		3/03	
131	**T0-4-131**	W	3	7	+	+	–	+	+	+	+	–	–	–	–	–	1/10-22	2/11	
131	**T3-4-131**	W	3	7	+	+	–	+	–	+	+	–	–	–	–	–	1/10-22	2/11	
131	**T4A-4-131**	W	3	7	–	–	–	–	–	–	–	–	–	–	–	–	——>		T5B-4-131
131	**T5B-4-131**	W	3	7	+	–	+	–	–	+	+	–	–	–	–	–		3/11	
131	**T5-4-131**	W	3	7	+	–	+	–	–	+	–	+	–	–	–	–		3/11	
132	**T0-7-132**	UP	4	13	+	+	–	+	+	+	–	–	–	–	–	–	1/17-11	2/25	
132	**T3-7-132**	UP	4	13	+	+	–	+	–	+	–	–	–	–	–	–	1/17-11	2/25	
132	**T4A-7-132**	UP	4	13	–	–	–	–	–	–	–	–	–	–	–	–	——>		T5B-7-132
132	**T5B-7-132**	UP	4	13	+	–	+	–	–	+	–	–	–	–	–	–		3/26	
132	**T5-7-132**	UP	4	13	+	–	+	–	–	+	–	–	–	–	–	–		3/26	
133	**T0-4-133**	YD	2	8	+	+	–	+	+	+	+	–	–	–	–	–	1/06-15	2/14	
133	**T3-4-133**	YD	2	8	+	+	–	+	–	+	+	–	–	–	–	–	1/06-15	2/14	
133	**T4A-4-133**	YD	2	8	–	–	–	–	–	–	–	–	–	–	–	–	——>		T5B-4-133
133	**T5B-4-133**	YD	2	8	+	–	+	–	–	+	+	–	–	–	–	–		3/15	
133	**T5-4-133**	YD	2	8	+	–	+	–	–	+	–	+	–	–	–	–		3/15	
134	**T0-5-134**	YD	2	9	+	+	–	+	+	+	–	–	–	–	–	–	1/06-21	2/14	
134	**T3-5-134**	YD	2	9	+	+	–	+	–	+	–	–	–	–	–	–	1/06-21	2/14	
134	**T4A-5-134**	YD	2	9	–	–	–	–	–	–	–	–	–	–	–	–	——>		T5B-5-134
134	**T5B-5-134**	YD	2	9	+	–	+	–	–	+	–	–	–	–	–	–		3/15	
134	**T5-5-134**	YD	2	9	+	–	+	–	–	+	–	–	–	–	–	–		3/15	
135	**T0-4-135**	UP	3	7	+	+	–	+	+	+	+	–	–	–	–	–	1/10-28	2/21	
135	**T3-4-135**	UP	3	7	+	+	–	+	–	+	+	–	–	–	–	–	1/10-28	2/21	
135	**T4A-4-135**	UP	3	7	–	–	–	–	–	–	–	–	–	–	–	–	——>		T5B-4-135
135	**T5B-4-135**	UP	3	7	+	–	+	–	–	+	+	–	–	–	–	–		3/10,22	
135	**T5-4-135**	UP	3	7	+	–	+	–	–	+	–	+	–	–	–	–		3/10,22	
136	**T0-3-136**	MU	4	6	+	+	–	+	+	+	+	–	–	–	–	–	1/15-04	2/61	T0-3-8048
136	**T3-3-136**	MU	4	6	+	+	–	+	–	+	+	–	–	–	–	–	1/15-04	2/61	T3-3-8048
137	**T0-8-137**	UP	5	16	+	+	–	+	+	+	–	–	–	–	–	–	1/19-17	2/31	
137	**T3-8-137**	UP	5	16	+	+	–	+	–	+	–	–	–	–	–	–	1/19-17	2/31	
137	**T4A-10-137**	UP	5	16	–	–	–	–	–	–	–	–	–	–	–	–	——>		T5B-10-137
137	**T5B-10-137**	UP	5	16	+	–	+	–	–	+	–	–	–	–	–	–		3/33	
137	**T5-10-137**	UP	5	16	+	–	+	–	–	+	–	–	–	–	–	–		3/33	
140	**T0-1-140**	SU	2	1	+	+	–	+	+	+	+	–	–	–	–	–	1/04-04	2/37	
140	**T3-1-140**	SU	2	1	+	+	–	+	–	+	+	–	–	–	–	–	1/04-04	2/37	

Standardschaltungen
Standard contact sequences / Schémas standards

1	2	3	4	5	6								7				8	9	10
Schaltung Contact sequence Schéma	**Typ** **Type** **Type**	Art Form	FS- Pos.	Kon- takte Con- tacts	**Bauformen** **Mounting form** **Type de montage**								**Hauptschalter** **Main switch** **Interrupteur général**				Schaltbild Contact diagram Diagrammes		Alternativ-Typ Alternative-Type Type alternatif
Nr. No. No.					/E	/EZ	/X	/XZ	/IVS	/Z	/I	/CI19	/I/SVB	/CI19/SVB	/EA/SVB	/V/SVB	Seite-Bild-Nr. Page-Pict.-No. Page-Pict.-No.	Seite Page Page	
140	**T4A-1-140**	SU	2	1	–	–	–	–	–	–	–	–	–	–	–	–	——————>		T5B-1-140
140	**T5B-1-140**	SU	2	1	+	–	+	–	–	+	+	–	–	–	–	–		3/39	
140	**T5-1-140**	SU	2	1	+	–	+	–	–	+	–	+	–	–	–	–		3/39	
141	**T0-1-141**	SU	3	2	+	+	–	+	+	+	+	–	–	–	–	–	1/07-16	2/37	T0-1-8240
141	**T3-1-141**	SU	3	2	+	+	–	+	–	+	+	–	–	–	–	–	1/07-16	2/37	T3-1-8240
141	**T4A-1-141**	SU	3	2	–	–	–	–	–	–	–	–	–	–	–	–	——————>		T5B-1-141
141	**T5B-1-141**	SU	3	2	+	–	+	–	–	+	+	–	–	–	–	–		3/39	
141	**T5-1-141**	SU	3	2	+	–	+	–	–	+	–	+	–	–	–	–		3/39	
142	**T0-2-142**	SU	4	3	+	+	–	+	+	+	+	–	–	–	–	–	1/13-31	2/37	T0-2-8241
142	**T3-2-142**	SU	4	3	+	+	–	+	–	+	+	–	–	–	–	–	1/13-31	2/37	T3-2-8241
142	**T4A-2-142**	SU	4	3	–	–	–	–	–	–	–	–	–	–	–	–	——————>		T5B-2-142
142	**T5B-2-142**	SU	4	3	+	–	+	–	–	+	+	–	–	–	–	–		3/39	
142	**T5-2-142**	SU	4	3	+	–	+	–	–	+	–	+	–	–	–	–		3/39	
143	**T0-2-143**	SU	5	4	+	+	–	+	+	+	+	–	–	–	–	–	1/17-24	2/37	T0-2-8242
143	**T3-2-143**	SU	5	4	+	+	–	+	–	+	+	–	–	–	–	–	1/17-24	2/37	T3-2-8242
143	**T4A-2-143**	SU	5	4	–	–	–	–	–	–	–	–	–	–	–	–	——————>		T5B-2-143
143	**T5B-3-143**	SU	5	4	+	–	+	–	–	+	+	–	–	–	–	–		3/39	
143	**T5-3-143**	SU	5	4	+	–	+	–	–	+	–	+	–	–	–	–		3/39	
144	**T0-3-144**	SU	6	5	+	+	–	+	+	+	+	–	–	–	–	–	1/19-22	2/37	T0-3-8243
144	**T3-3-144**	SU	6	5	+	+	–	+	–	+	+	–	–	–	–	–	1/19-22	2/37	T3-3-8243
144	**T4A-3-144**	SU	6	5	–	–	–	–	–	–	–	–	–	–	–	–	——————>		T5B-3-144
144	**T5B-3-144**	SU	6	5	+	–	+	–	–	+	+	–	–	–	–	–		3/39	
144	**T5-3-144**	SU	6	5	+	–	+	–	–	+	–	+	–	–	–	–		3/39	
145	**T0-3-145**	SU	7	6	+	+	–	+	+	+	+	–	–	–	–	–	1/20-26	2/37	T0-3-8244
145	**T3-3-145**	SU	7	6	+	+	–	+	–	+	+	–	–	–	–	–	1/20-26	2/37	T3-3-8244
145	**T4A-4-145**	SU	7	6	–	–	–	–	–	–	–	–	–	–	–	–	——————>		T5B-4-145
145	**T5B-4-145**	SU	7	6	+	–	+	–	–	+	+	–	–	–	–	–		3/39	
145	**T5-4-145**	SU	7	6	+	–	+	–	–	+	–	+	–	–	–	–		3/39	
146	**T0-4-146**	SU	8	7	+	+	–	+	+	+	+	–	–	–	–	–	1/21-21	2/37	T0-4-8245
146	**T3-4-146**	SU	8	7	+	+	–	+	–	+	+	–	–	–	–	–	1/21-21	2/37	T3-4-8245
146	**T4A-4-146**	SU	8	7	–	–	–	–	–	–	–	–	–	–	–	–	——————>		T5B-4-146
146	**T5B-4-146**	SU	8	7	+	–	+	–	–	+	+	–	–	–	–	–		3/39	
146	**T5-4-146**	SU	8	7	+	–	+	–	–	+	–	+	–	–	–	–		3/39	
147	**T0-1-147**	SU	2	2	+	+	–	+	+	+	+	–	–	–	–	–		2/39	T0-1-8220
147	**T3-1-147**	SU	2	2	+	+	–	+	–	+	+	–	–	–	–	–		2/39	T3-1-8220
147	**T4A-1-147**	SU	2	2	–	–	–	–	–	–	–	–	–	–	–	–	——————>		T5B-1-147
147	**T5B-1-147**	SU	2	2	+	–	+	–	–	+	+	–	–	–	–	–		3/41	
147	**T5-1-147**	SU	2	2	+	–	+	–	–	+	–	+	–	–	–	–		3/41	
148	**T0-2-148**	SU	3	3	+	+	–	+	+	+	+	–	–	–	–	–	1/08-05	2/39	T0-2-8230
148	**T3-2-148**	SU	3	3	+	+	–	+	–	+	+	–	–	–	–	–	1/08-05	2/39	T3-2-8230
148	**T4A-2-148**	SU	3	3	–	–	–	–	–	–	–	–	–	–	–	–	——————>		T5B-2-148
148	**T5B-2-148**	SU	3	3	+	–	+	–	–	+	+	–	–	–	–	–		3/41	
148	**T5-2-148**	SU	3	3	+	–	+	–	–	+	–	+	–	–	–	–		3/41	
149	**T0-2-149**	SU	4	4	+	+	–	+	+	+	+	–	–	–	–	–	1/14-15	2/39	T0-2-8231
149	**T3-2-149**	SU	4	4	+	+	–	+	–	+	+	–	–	–	–	–	1/14-15	2/39	T3-2-8231
149	**T4A-2-149**	SU	4	4	–	–	–	–	–	–	–	–	–	–	–	–	——————>		T5B-2-149
149	**T5B-2-149**	SU	4	4	+	–	+	–	–	+	+	–	–	–	–	–		3/41	
149	**T5-2-149**	SU	4	4	+	–	+	–	–	+	–	+	–	–	–	–		3/41	
150	**T0-3-150**	SU	5	5	+	+	–	+	+	+	+	–	–	–	–	–	1/17-31	2/39	T0-3-8232
150	**T3-3-150**	SU	5	5	+	+	–	+	–	+	+	–	–	–	–	–	1/17-31	2/39	T3-3-8232
150	**T4A-3-150**	SU	5	5	–	–	–	–	–	–	–	–	–	–	–	–	——————>		T5B-3-150
150	**T5B-3-150**	SU	5	5	+	–	+	–	–	+	+	–	–	–	–	–		3/41	
150	**T5-3-150**	SU	5	5	+	–	+	–	–	+	–	+	–	–	–	–		3/41	
151	**T0-3-151**	SU	6	6	+	+	–	+	+	+	+	–	–	–	–	–	1/20-03	2/39	T0-3-8233
151	**T3-3-151**	SU	6	6	+	+	–	+	–	+	+	–	–	–	–	–	1/20-03	2/39	T3-3-8233
151	**T4A-3-151**	SU	6	6	–	–	–	–	–	–	–	–	–	–	–	–	——————>		T5B-3-151
151	**T5B-3-151**	SU	6	6	+	–	+	–	–	+	+	–	–	–	–	–		3/41	

1	2	3	4	5	6								7				8	9	10
Schaltung Contact sequence Schéma	Typ Type Type	Art Form	FS-Pos.	Kon-takte Con-tacts	Bauformen Mounting form Type de montage								Hauptschalter Main switch Interrupteur général				Schaltbild Contact diagram Diagrammes		Alternativ-Typ Alternative-Type Type alternatif
Nr. No. No.					/E	/EZ	/X	/XZ	/IVS	/Z	/I	/CI19	/I/SVB	/CI19/SVB	/EA/SVB	/V/SVB	Seite-Bild-Nr. Page-Pict.-No. Page-Pict.-No.	Seite Page Page	
151	**T5-3-151**	SU	6	6	+	–	+	–	–	+	–	+	–	–	–	–		3/41	
152	**T0-4-152**	SU	7	7	+	+	–	+	+	+	+	–	–	–	–	–	1/21-04	2/40	T0-4-8234
152	**T3-4-152**	SU	7	7	+	+	–	+	–	+	+	–	–	–	–	–	1/21-04	2/40	T3-4-8234
152	**T4A-4-152**	SU	7	7	–	–	–	–	–	–	–	–	–	–	–	–	——>		T5B-4-152
152	**T5B-4-152**	SU	7	7	+	–	+	–	–	+	+	–	–	–	–	–		3/42	
152	**T5-4-152**	SU	7	7	+	–	+	–	–	+	–	+	–	–	–	–		3/42	
153	**T0-4-153**	SU	8	8	+	+	–	+	+	+	+	–	–	–	–	–	1/21-26	2/40	T0-4-8235
153	**T3-4-153**	SU	8	8	+	+	–	+	–	+	+	–	–	–	–	–	1/21-26	2/40	T3-4-8235
153	**T4A-4-153**	SU	8	8	–	–	–	–	–	–	–	–	–	–	–	–	——>		T5B-4-153
153	**T5B-4-153**	SU	8	8	+	–	+	–	–	+	+	–	–	–	–	–		3/42	
153	**T5-4-153**	SU	8	8	+	–	+	–	–	+	–	+	–	–	–	–		3/42	
154	**T0-6-154**	UP	4	12	+	+	–	+	+	+	–	–	–	–	–	–	1/16-24	2/24	T0-6-8455
154	**T3-6-154**	UP	4	12	+	+	–	+	–	+	–	–	–	–	–	–	1/16-24	2/24	T3-6-8455
154	**T4A-6-154**	UP	4	12	–	–	–	–	–	–	–	–	–	–	–	–	——>		T5B-6-154
154	**T5B-6-154**	UP	4	12	+	–	+	–	–	+	–	–	–	–	–	–		3/25	
154	**T5-6-154**	UP	4	12	+	–	+	–	–	+	–	–	–	–	–	–		3/25	
155	**T0-7-155**	UP	4	13	+	+	–	+	+	+	–	–	–	–	–	–	1/17-08	2/24	
155	**T3-7-155**	UP	4	13	+	+	–	+	–	+	–	–	–	–	–	–	1/17-08	2/24	
155	**T4A-7-155**	UP	4	13	–	–	–	–	–	–	–	–	–	–	–	–	——>		T5B-7-155
155	**T5B-7-155**	UP	4	13	+	–	+	–	–	+	–	–	–	–	–	–		3/25	
155	**T5-7-155**	UP	4	13	+	–	+	–	–	+	–	–	–	–	–	–		3/25	
156	**T0-6-156**	UP	3	12	+	+	–	+	+	+	–	–	–	–	–	–	1/12-27	2/24	
156	**T3-6-156**	UP	3	12	+	+	–	+	–	+	–	–	–	–	–	–	1/12-27	2/24	
156	**T4A-6-156**	UP	3	12	–	–	–	–	–	–	–	–	–	–	–	–	——>		T5B-6-156
156	**T5B-6-156**	UP	3	12	+	–	+	–	–	+	–	–	–	–	–	–		3/25	
156	**T5-6-156**	UP	3	12	+	–	+	–	–	+	–	–	–	–	–	–		3/25	
157	**T0-7-157**	UP	3	13	+	+	–	+	+	+	–	–	–	–	–	–	1/13-01	2/24	
157	**T3-7-157**	UP	3	13	+	+	–	+	–	+	–	–	–	–	–	–	1/13-01	2/24	
157	**T4A-7-157**	UP	3	13	–	–	–	–	–	–	–	–	–	–	–	–	——>		T5B-7-157
157	**T5B-7-157**	UP	3	13	+	–	+	–	–	+	–	–	–	–	–	–		3/25	
157	**T5-7-157**	UP	3	13	+	–	+	–	–	+	–	–	–	–	–	–		3/25	
158	**T0-6-158**	UP	4	12	+	+	–	+	+	+	–	–	–	–	–	–	1/16-26	2/25	
158	**T3-6-158**	UP	4	12	+	+	–	+	–	+	–	–	–	–	–	–	1/16-26	2/25	
158	**T4A-6-158**	UP	4	12	–	–	–	–	–	–	–	–	–	–	–	–	——>		T5B-6-158
158	**T5B-6-158**	UP	4	12	+	–	+	–	–	+	–	–	–	–	–	–		3/26	
158	**T5-6-158**	UP	4	12	+	–	+	–	–	+	–	–	–	–	–	–		3/26	
159	**T0-7-159**	UP	4	13	+	+	–	+	+	+	–	–	–	–	–	–	1/17-09	2/25	
159	**T3-7-159**	UP	4	13	+	+	–	+	–	+	–	–	–	–	–	–	1/17-09	2/25	
159	**T4A-7-159**	UP	4	13	–	–	–	–	–	–	–	–	–	–	–	–	——>		T5B-7-159
159	**T5B-7-159**	UP	4	13	+	–	+	–	–	+	–	–	–	–	–	–		3/26	
159	**T5-7-159**	UP	4	13	+	–	+	–	–	+	–	–	–	–	–	–		3/26	
160	**T0-6-160**	UP	3	12	+	+	–	+	+	+	–	–	–	–	–	–	1/12-29	2/25	
160	**T3-6-160**	UP	3	12	+	+	–	+	–	+	–	–	–	–	–	–	1/12-29	2/25	
160	**T4A-6-160**	UP	3	12	–	–	–	–	–	–	–	–	–	–	–	–	——>		T5B-6-160
160	**T5B-6-160**	UP	3	12	+	–	+	–	–	+	–	–	–	–	–	–		3/26	
160	**T5-6-160**	UP	3	12	+	–	+	–	–	+	–	–	–	–	–	–		3/26	
161	**T0-7-161**	UP	3	13	+	+	–	+	+	+	–	–	–	–	–	–	1/12-30	2/25	
161	**T3-7-161**	UP	3	13	+	+	–	+	–	+	–	–	–	–	–	–	1/12-30	2/25	
161	**T4A-7-161**	UP	3	13	–	–	–	–	–	–	–	–	–	–	–	–	——>		T5B-7-161
161	**T5B-7-161**	UP	3	13	+	–	+	–	–	+	–	–	–	–	–	–		3/26	
161	**T5-7-161**	UP	3	13	+	–	+	–	–	+	–	–	–	–	–	–		3/26	
162	**T0-6-162**	UP	4	12	+	+	–	+	+	+	–	–	–	–	–	–	1/16-27	2/26	T0-6-8459
162	**T3-6-162**	UP	4	12	+	+	–	+	–	+	–	–	–	–	–	–	1/16-27	2/26	T3-6-8459
162	**T4A-6-162**	UP	4	12	–	–	–	–	–	–	–	–	–	–	–	–	——>		T5B-6-162
162	**T5B-6-162**	UP	4	12	+	–	+	–	–	+	–	–	–	–	–	–		3/27	
162	**T5-6-162**	UP	4	12	+	–	+	–	–	+	–	–	–	–	–	–		3/27	
163	**T0-7-163**	UP	4	13	+	+	–	+	+	+	–	–	–	–	–	–	1/17-10	2/26	

Standardschaltungen
Standard contact sequences / Schémas standards

1	2	3	4	5	6								7				8	9	10
Schaltung Contact sequence Schéma	**Typ** **Type** **Type**	Art Form	FS-Pos.	Kontakte Contacts	**Bauformen** **Mounting form** **Type de montage**								**Hauptschalter** **Main switch** **Interrupteur général**				Schaltbild Contact diagram Diagrammes		Alternativ-Typ Alternative-Type Type alternatif
Nr. No. No.					**/E**	**/EZ**	**/X**	**/XZ**	**/IVS**	**/Z**	**/I**	**/CI19**	**/I/SVB**	**/CI19/SVB**	**/EA/SVB**	**/V/SVB**	Seite-Bild-Nr. Page-Pict.-No. Page-Pict.-No.	Seite Page Page	
163	**T3-7-163**	UP	4	13	+	+	–	+	–	+	–	–	–	–	–	–	1/17-10	2/26	
163	**T4A-7-163**	UP	4	13	–	–	–	–	–	–	–	–	–	–	–	–	——>		T5B-7-163
163	**T5B-7-163**	UP	4	13	+	–	+	–	–	+	–	–	–	–	–	–		3/27	
163	**T5-7-163**	UP	4	13	+	–	+	–	–	+	–	–	–	–	–	–		3/27	
164	**T0-6-164**	UP	3	12	+	+	–	+	+	+	–	–	–	–	–	–	1/12-28	2/26	
164	**T3-6-164**	UP	3	12	+	+	–	+	–	+	–	–	–	–	–	–	1/12-28	2/26	
164	**T4A-6-164**	UP	3	12	–	–	–	–	–	–	–	–	–	–	–	–	——>		T5B-6-164
164	**T5B-6-164**	UP	3	12	+	–	+	–	–	+	–	–	–	–	–	–		3/27	
164	**T5-6-164**	UP	3	12	+	–	+	–	–	+	–	–	–	–	–	–		3/27	
165	**T0-7-165**	UP	3	13	+	+	–	+	+	+	–	–	–	–	–	–	1/13-02	2/26	
165	**T3-7-165**	UP	3	13	+	+	–	+	–	+	–	–	–	–	–	–	1/13-02	2/26	
165	**T4A-7-165**	UP	3	13	–	–	–	–	–	–	–	–	–	–	–	–	——>		T5B-7-165
165	**T5B-7-165**	UP	3	13	+	–	+	–	–	+	–	–	–	–	–	–		3/27	
165	**T5-7-165**	UP	3	13	+	–	+	–	–	+	–	–	–	–	–	–		3/27	
170	**T0-1-170**	SU	3	2	+	+	–	+	+	+	+	–	–	–	–	–	1/07-17	2/54	T0-1-8310
170	**T3-1-170**	SU	3	2	+	+	–	+	–	+	+	–	–	–	–	–	1/07-17	2/54	T3-1-8310
170	**T4A-1-170**	SU	3	2	–	–	–	–	–	–	–	–	–	–	–	–	——>		T5B-1-170
170	**T5B-1-170**	SU	3	2	+	–	+	–	–	+	+	–	–	–	–	–		3/57	
170	**T5-1-170**	SU	3	2	+	–	+	–	–	+	–	+	–	–	–	–		3/57	
171	**T0-2-171**	SU	4	3	+	+	–	+	+	+	+	–	–	–	–	–	1/13-30	2/54	T0-2-8311
171	**T3-2-171**	SU	4	3	+	+	–	+	–	+	+	–	–	–	–	–	1/13-30	2/54	T3-2-8311
171	**T4A-2-171**	SU	4	3	–	–	–	–	–	–	–	–	–	–	–	–	——>		T5B-2-171
171	**T5B-2-171**	SU	4	3	+	–	+	–	–	+	+	–	–	–	–	–		3/57	
171	**T5-2-171**	SU	4	3	+	–	+	–	–	+	–	+	–	–	–	–		3/57	
172	**T0-2-172**	SU	5	4	+	+	–	+	+	+	+	–	–	–	–	–	1/17-25	2/54	
172	**T3-2-172**	SU	5	4	+	+	–	+	–	+	+	–	–	–	–	–	1/17-25	2/54	
172	**T4A-4-172**	SU	5	4	–	–	–	–	–	–	–	–	–	–	–	–	——>		T5B-4-172
172	**T5B-4-172**	SU	5	4	+	–	+	–	–	+	+	–	–	–	–	–		3/57	
172	**T5-4-172**	SU	5	4	+	–	+	–	–	+	–	+	–	–	–	–		3/57	
173	**T0-3-173**	SU	6	5	+	+	–	+	+	+	+	–	–	–	–	–	1/19-21	2/54	
173	**T3-3-173**	SU	6	5	+	+	–	+	–	+	+	–	–	–	–	–	1/19-21	2/54	
173	**T4A-5-173**	SU	6	5	–	–	–	–	–	–	–	–	–	–	–	–	——>		T5B-5-173
173	**T5B-5-173**	SU	6	5	+	–	+	–	–	+	–	–	–	–	–	–		3/57	
173	**T5-5-173**	SU	6	5	+	–	+	–	–	+	–	–	–	–	–	–		3/57	
174	**T0-3-174**	SU	7	6	+	+	–	+	+	+	+	–	–	–	–	–	1/20-25	2/54	
174	**T3-3-174**	SU	7	6	+	+	–	+	–	+	+	–	–	–	–	–	1/20-25	2/54	
174	**T4A-6-174**	SU	7	6	–	–	–	–	–	–	–	–	–	–	–	–	——>		T5B-6-174
174	**T5B-6-174**	SU	7	6	+	–	+	–	–	+	–	–	–	–	–	–		3/57	
174	**T5-6-174**	SU	7	6	+	–	+	–	–	+	–	–	–	–	–	–		3/57	
175	**T0-4-175**	SU	8	7	+	+	–	+	+	+	+	–	–	–	–	–	1/21-22	2/54	
175	**T3-4-175**	SU	8	7	+	+	–	+	–	+	+	–	–	–	–	–	1/21-22	2/54	
175	**T4A-7-175**	SU	8	7	–	–	–	–	–	–	–	–	–	–	–	–	——>		T5B-7-175
175	**T5B-7-175**	SU	8	7	+	–	+	–	–	+	–	–	–	–	–	–		3/57	
175	**T5-7-175**	SU	8	7	+	–	+	–	–	+	–	–	–	–	–	–		3/57	
176	**T0-1-176**	SU	2	2	+	+	–	+	+	+	+	–	–	–	–	–		2/55	
176	**T3-1-176**	SU	2	2	+	+	–	+	–	+	+	–	–	–	–	–		2/55	
176	**T4A-1-176**	SU	2	2	–	–	–	–	–	–	–	–	–	–	–	–	——>		T5B-1-176
176	**T5B-1-176**	SU	2	2	+	–	+	–	–	+	+	–	–	–	–	–		3/58	
176	**T5-1-176**	SU	2	2	+	–	+	–	–	+	–	+	–	–	–	–		3/58	
177	**T0-2-177**	SU	3	3	+	+	–	+	+	+	+	–	–	–	–	–	1/08-06	2/55	
177	**T3-2-177**	SU	3	3	+	+	–	+	–	+	+	–	–	–	–	–	1/08-06	2/55	
177	**T4A-2-177**	SU	3	3	–	–	–	–	–	–	–	–	–	–	–	–	——>		T5B-2-177
177	**T5B-2-177**	SU	3	3	+	–	+	–	–	+	+	–	–	–	–	–		3/58	
177	**T5-2-177**	SU	3	3	+	–	+	–	–	+	–	+	–	–	–	–		3/58	
178	**T0-2-178**	SU	4	4	+	+	–	+	+	+	+	–	–	–	–	–	1/14-18	2/55	
178	**T3-2-178**	SU	4	4	+	+	–	+	–	+	+	–	–	–	–	–	1/14-18	2/55	
178	**T4A-2-178**	SU	4	4	–	–	–	–	–	–	–	–	–	–	–	–	——>		T5B-2-178

1	2	3	4	5	6								7				8	9	10
Schaltung Contact sequence Schéma	**Typ** **Type** **Type**	Art Form	FS- Pos.	Kon- takte Con- tacts	**Bauformen** **Mounting form** **Type de montage**								**Hauptschalter** **Main switch** **Interrupteur général**				Schaltbild Contact diagram Diagrammes		Alternativ-Typ Alternative-Type Type alternatif
Nr. No. No.					/E	/EZ	/X	/XZ	/IVS	/Z	/I	/CI19	/I/SVB	/CI19/SVB	/EA/SVB	/V/SVB	Seite-Bild-Nr. Page-Pict.-No. Page-Pict.-No.	Seite Page Page	
178	**T5B-2-178**	SU	4	4	+	–	+	–	–	+	+	–	–	–	–	–		3/58	
178	**T5-2-178**	SU	4	4	+	–	+	–	–	+	–	+	–	–	–	–		3/58	
179	**T0-3-179**	SU	5	5	+	+	–	+	+	+	+	–	–	–	–	–	1/17-32	2/55	
179	**T3-3-179**	SU	5	5	+	+	–	+	–	+	+	–	–	–	–	–	1/17-32	2/55	
179	**T4A-4-179**	SU	5	5	–	–	–	–	–	–	–	–	–	–	–	–	——>		T5B-4-179
179	**T5B-4-179**	SU	5	5	+	–	+	–	–	+	+	–	–	–	–	–		3/58	
179	**T5-4-179**	SU	5	5	+	–	+	–	–	+	–	+	–	–	–	–		3/58	
180	**T0-3-180**	SU	6	6	+	+	–	+	+	+	+	–	–	–	–	–	1/20-05	2/55	
180	**T3-3-180**	SU	6	6	+	+	–	+	–	+	+	–	–	–	–	–	1/20-05	2/55	
180	**T4A-5-180**	SU	6	6	–	–	–	–	–	–	–	–	–	–	–	–	——>		T5B-5-180
180	**T5B-5-180**	SU	6	6	+	–	+	–	–	+	–	–	–	–	–	–		3/58	
180	**T5-5-180**	SU	6	6	+	–	+	–	–	+	–	–	–	–	–	–		3/58	
181	**T0-4-181**	SU	7	7	+	+	–	+	+	+	+	–	–	–	–	–	1/21-05	2/55	
181	**T3-4-181**	SU	7	7	+	+	–	+	–	+	+	–	–	–	–	–	1/21-05	2/55	
181	**T4A-6-181**	SU	7	7	–	–	–	–	–	–	–	–	–	–	–	–	——>		T5B-6-181
181	**T5B-6-181**	SU	7	7	+	–	+	–	–	+	–	–	–	–	–	–		3/58	
181	**T5-6-181**	SU	7	7	+	–	+	–	–	+	–	–	–	–	–	–		3/58	
182	**T0-4-182**	SU	8	8	+	+	–	+	+	+	+	–	–	–	–	–	1/22-02	2/55	
182	**T3-4-182**	SU	8	8	+	+	–	+	–	+	+	–	–	–	–	–	1/22-02	2/55	
182	**T4A-7-182**	SU	8	8	–	–	–	–	–	–	–	–	–	–	–	–	——>		T5B-7-182
182	**T5B-7-182**	SU	8	8	+	–	+	–	–	+	–	–	–	–	–	–		3/58	
182	**T5-7-182**	SU	8	8	+	–	+	–	–	+	–	–	–	–	–	–		3/58	
183	**T0-5-183**	MU	4	9	+	+	–	+	+	+	–	–	–	–	–	–	1/15-20	2/60	T0-5-15925
183	**T3-5-183**	MU	4	9	+	+	–	+	–	+	–	–	–	–	–	–	1/15-20	2/60	T3-5-15925
183	**T4A-6-183**	MU	4	9	–	–	–	–	–	–	–	–	–	–	–	–	——>		T5B-6-183
183	**T5B-6-183**	MU	4	9	+	–	+	–	–	+	–	–	–	–	–	–		3/60	
183	**T5-6-183**	MU	4	9	+	–	+	–	–	+	–	–	–	–	–	–		3/60	
184	**T0-8-184**	UP	4	16	+	+	–	+	+	+	–	–	–	–	–	–	1/17-18	2/31	
184	**T3-8-184**	UP	4	16	+	+	–	+	–	+	–	–	–	–	–	–	1/17-18	2/31	
184	**T4A-8-184**	UP	4	16	–	–	–	–	–	–	–	–	–	–	–	–	——>		T5B-8-184
184	**T5B-8-184**	UP	4	16	+	–	+	–	–	+	–	–	–	–	–	–		3/33	
184	**T5-8-184**	UP	4	16	+	–	+	–	–	+	–	–	–	–	–	–		3/33	
185	**T0-9-185**	PD	5	18	+	+	–	+	+	+	–	–	–	–	–	–		2/79	T0-9-15238
185	**T3-9-185**	PD	5	18	+	+	–	+	–	+	–	–	–	–	–	–		2/79	T3-9-15238
186	**T0-9-186**	UP	4	18	+	+	–	+	+	+	–	–	–	–	–	–		2/79	
186	**T3-9-186**	UP	4	18	+	+	–	+	–	+	–	–	–	–	–	–		2/79	
186	**T4A-10-186**	UP	4	18	–	–	–	–	–	–	–	–	–	–	–	–	——>		T5B-10-186
186	**T5B-10-186**	UP	4	18	+	–	+	–	–	+	–	–	–	–	–	–		3/33	
186	**T5-10-186**	UP	4	18	+	–	+	–	–	+	–	–	–	–	–	–		3/33	
187	**T0-7-187**	UP	4	14	+	+	–	+	+	+	–	–	–	–	–	–	1/17-12	2/24	
187	**T3-7-187**	UP	4	14	+	+	–	+	–	+	–	–	–	–	–	–	1/17-12	2/24	
187	**T4A-7-187**	UP	4	14	–	–	–	–	–	–	–	–	–	–	–	–	——>		T5B-7-187
187	**T5B-7-187**	UP	4	14	+	–	+	–	–	+	–	–	–	–	–	–		3/25	
187	**T5-7-187**	UP	4	14	+	–	+	–	–	+	–	–	–	–	–	–		3/25	
188	**T0-7-188**	UP	4	14	+	+	–	+	+	+	–	–	–	–	–	–	1/17-13	2/25	
188	**T3-7-188**	UP	4	14	+	+	–	+	–	+	–	–	–	–	–	–	1/17-13	2/25	
188	**T4A-7-188**	UP	4	14	–	–	–	–	–	–	–	–	–	–	–	–	——>		T5B-7-188
188	**T5B-7-188**	UP	4	14	+	–	+	–	–	+	–	–	–	–	–	–		3/26	
188	**T5-7-188**	UP	4	14	+	–	+	–	–	+	–	–	–	–	–	–		3/26	
189	**T0-7-189**	UP	4	14	+	+	–	+	+	+	–	–	–	–	–	–	1/17-14	2/26	
189	**T3-7-189**	UP	4	14	+	+	–	+	–	+	–	–	–	–	–	–	1/17-14	2/26	
189	**T4A-7-189**	UP	4	14	–	–	–	–	–	–	–	–	–	–	–	–	——>		T5B-7-189
189	**T5B-7-189**	UP	4	14	+	–	+	–	–	+	–	–	–	–	–	–		3/27	
189	**T5-7-189**	UP	4	14	+	–	+	–	–	+	–	–	–	–	–	–		3/27	
190	**T0-3-190**	W	3	5	+	+	–	+	+	+	+	–	–	–	–	–	1/09-15	2/12	T0-3-8228
190	**T3-3-190**	W	3	5	+	+	–	+	–	+	+	–	–	–	–	–	1/09-15	2/12	T3-3-8228
190	**T4A-3-190**	W	3	5	–	–	–	–	–	–	–	–	–	–	–	–	——>		T5B-3-190

Standardschaltungen
Standard contact sequences / Schémas standards

1	2	3	4	5	6								7				8	9	10
Schaltung Contact sequence Schéma	**Typ** **Type** **Type**	Art Form	FS-Pos.	Kon-takte Con-tacts	**Bauformen** **Mounting form** **Type de montage**								**Hauptschalter** **Main switch** **Interrupteur général**				Schaltbild Contact diagram Diagrammes		Alternativ-Typ Alternative-Type Type alternatif
Nr. No. No.					/E	/EZ	/X	/XZ	/IVS	/Z	/I	/CI19	/I/SVB	/CI19/SVB	/EA/SVB	/V/SVB	Seite-Bild-Nr. Page-Pict.-No. Page-Pict.-No.	Seite Page Page	
190	**T5B-3-190**	W	3	5	+	–	+	–	–	+	+	–	–	–	–	–		3/12	
190	**T5-3-190**	W	3	5	+	–	+	–	–	+	–	+	–	–	–	–		3/12	
191	**T0-2-191**	SH	6	4	+	+	–	+	+	+	+	–	–	–	–	–	1/19-19	2/35	
191	**T3-2-191**	SH	6	4	+	+	–	+	–	+	+	–	–	–	–	–	1/19-19	2/35	
191	**T4A-4-191**	SH	6	4	–	–	–	–	–	–	–	–	–	–	–	–	——————>		T5B-4-191
191	**T5B-4-191**	SH	6	4	+	–	+	–	–	+	+	–	–	–	–	–		3/37	
191	**T5-4-191**	SH	6	4	+	–	+	–	–	+	–	+	–	–	–	–		3/37	
192	**T0-3-192**	SH	6	5	+	+	–	+	+	+	+	–	–	–	–	–	1/19-23	2/35	
192	**T3-3-192**	SH	6	5	+	+	–	+	–	+	+	–	–	–	–	–	1/19-23	2/35	
192	**T4A-5-192**	SH	6	5	–	–	–	–	–	–	–	–	–	–	–	–	——————>		T5B-5-192
192	**T5B-5-192**	SH	6	5	+	–	+	–	–	+	–	–	–	–	–	–		3/37	
192	**T5-5-192**	SH	6	5	+	–	+	–	–	+	–	–	–	–	–	–		3/37	
194	**T0-3-194**	SH	8	6	+	+	–	+	+	+	+	–	–	–	–	–	1/21-19	2/35	
194	**T3-3-194**	SH	8	6	+	+	–	+	–	+	+	–	–	–	–	–	1/21-19	2/35	
194	**T4A-5-194**	SH	8	6	–	–	–	–	–	–	–	–	–	–	–	–	——————>		T5B-5-194
194	**T5B-5-194**	SH	8	6	+	–	+	–	–	+	–	–	–	–	–	–		3/37	
194	**T5-5-194**	SH	8	6	+	–	+	–	–	+	–	–	–	–	–	–		3/37	
195	**T0-7-195**	SH	6	13	+	+	–	+	+	+	–	–	–	–	–	–	1/20-18	2/36	
195	**T3-7-195**	SH	6	13	+	+	–	+	–	+	–	–	–	–	–	–	1/20-18	2/36	
196	**T0-7-196**	SH	8	13	+	+	–	+	+	+	–	–	–	–	–	–	1/22-07	2/36	
196	**T3-7-196**	SH	8	13	+	+	–	+	–	+	–	–	–	–	–	–	1/22-07	2/36	
197	**T0-3-197**	SH	4	6	+	+	–	+	+	+	+	–	–	–	–	–	1/15-06	2/36	T0-3-15115
197	**T3-3-197**	SH	4	6	+	+	–	+	–	+	+	–	–	–	–	–	1/15-06	2/36	T3-3-15115
8001	**T0-1-8001**	E	4	1	+	+	–	+	+	+	+	–	–	–	–	–	1/13-09	2/58	
8001	**T3-1-8001**	E	4	1	+	+	–	+	–	+	+	–	–	–	–	–	1/13-09	2/58	
8001	**T4A-1-8001**	E	4	1	–	–	–	–	–	–	–	–	–	–	–	–	——————>		T5B-1-8001
8001	**T5B-1-8001**	E	4	1	+	–	+	–	–	+	+	–	–	–	–	–		3/05	
8001	**T5-1-8001**	E	4	1	+	–	+	–	–	+	–	+	–	–	–	–		3/05	
8002	**T0-1-8002**	E	4	2	+	+	–	+	+	+	+	–	–	–	–	–	1/13-14	2/58	
8002	**T3-1-8002**	E	4	2	+	+	–	+	–	+	+	–	–	–	–	–	1/13-14	2/58	
8002	**T4A-1-8002**	E	4	2	–	–	–	–	–	–	–	–	–	–	–	–	——————>		T5B-1-8002
8002	**T5B-1-8002**	E	4	2	+	–	+	–	–	+	+	–	–	–	–	–		3/05	
8002	**T5-1-8002**	E	4	2	+	–	+	–	–	+	–	+	–	–	–	–		3/05	
8003	**T0-2-8003**	MU	6	4	+	+	–	+	+	+	+	–	–	–	–	–	1/19-18	2/59	
8003	**T3-2-8003**	MU	6	4	+	+	–	+	–	+	+	–	–	–	–	–	1/19-18	2/59	
8004	**T0-2-8004**	MU	4	4	+	+	–	+	+	+	+	–	–	–	–	–	1/14-08	2/58	
8004	**T3-2-8004**	MU	4	4	+	+	–	+	–	+	+	–	–	–	–	–	1/14-08	2/58	
8005	**T0-2-8005**	MU	4	4	+	+	–	+	+	+	+	–	–	–	–	–	1/14-12	2/58	
8005	**T3-2-8005**	MU	4	4	+	+	–	+	–	+	+	–	–	–	–	–	1/14-12	2/58	
8006	**T0-4-8006**	MU	6	8	+	+	–	+	+	+	+	–	–	–	–	–	1/20-07	2/59	
8006	**T3-4-8006**	MU	6	8	+	+	–	+	–	+	+	–	–	–	–	–	1/20-07	2/59	
8007	**T0-3-8007**	MU	7	6	+	+	–	+	+	+	+	–	–	–	–	–	1/20-24	2/59	
8007	**T3-3-8007**	MU	7	6	+	+	–	+	–	+	+	–	–	–	–	–	1/20-24	2/59	
8008	**T0-4-8008**	MU	7	8	+	+	–	+	+	+	+	–	–	–	–	–	1/21-07	2/59	
8008	**T3-4-8008**	MU	7	8	+	+	–	+	–	+	+	–	–	–	–	–	1/21-07	2/59	
8009	**T0-6-8009**	MU	8	12	+	+	–	+	+	+	–	–	–	–	–	–	1/22-05	2/59	
8009	**T3-6-8009**	MU	8	12	+	+	–	+	–	+	–	–	–	–	–	–	1/22-05	2/59	
8010	**T0-3-8010**	MU	5	5	+	+	–	+	+	+	+	–	–	–	–	–	1/17-29	2/58	
8010	**T3-3-8010**	MU	5	5	+	+	–	+	–	+	+	–	–	–	–	–	1/17-29	2/58	
8011	**T0-2-8011**	MU	4	4	+	+	–	+	+	+	+	–	–	–	–	–	1/14-11	2/58	
8011	**T3-2-8011**	MU	4	4	+	+	–	+	–	+	+	–	–	–	–	–	1/14-11	2/58	
8017	**T0-3-8017**	MU	3	6	+	+	–	+	+	+	+	–	–	–	–	–	1/10-03	2/61	
8017	**T3-3-8017**	MU	3	6	+	+	–	+	–	+	+	–	–	–	–	–	1/10-03	2/61	
8018	**T0-2-8018**	MU	3	4	+	+	–	+	+	+	+	–	–	–	–	–	1/08-30	2/60	
8018	**T3-2-8018**	MU	3	4	+	+	–	+	–	+	+	–	–	–	–	–	1/08-30	2/60	

1	2	3	4	5	6								7				8	9	10
Schaltung Contact sequence Schéma	**Typ** **Type** **Type**	Art Form	FS- Pos.	Kon- takte Con- tacts	**Bauformen** **Mounting form** **Type de montage**								**Hauptschalter** **Main switch** **Interrupteur général**				Schaltbild Contact diagram Diagrammes		Alternativ-Typ Alternative-Type Type alternatif
Nr. No. No.					/E	/EZ	/X	/XZ	/IVS	/Z	/I	/CI19	/I/SVB	/CI19/SVB	/EA/SVB	/V/SVB	Seite-Bild-Nr. Page-Pict.-No. Page-Pict.-No.	Seite Page Page	
8019	**T0-5-8019**	MU	3	9	+	+	–	+	+	+	–	–	–	–	–	–	1/11-29	2/61	
8019	**T3-5-8019**	MU	3	9	+	+	–	+	–	+	–	–	–	–	–	–	1/11-29	2/61	
8020	**T0-2-8020**	MU	3	4	+	+	–	+	+	+	+	–	–	–	–	–	1/09-04	2/60	
8020	**T3-2-8020**	MU	3	4	+	+	–	+	–	+	+	–	–	–	–	–	1/09-04	2/60	
8021	**T0-2-8021**	MU	4	4	+	+	–	+	+	+	+	–	–	–	–	–	1/14-04	2/60	
8021	**T3-2-8021**	MU	4	4	+	+	–	+	–	+	+	–	–	–	–	–	1/14-04	2/60	
8030	**T0-3-8030**	MU	4	6	+	+	–	+	+	+	+	–	–	–	–	–	1/14-34	2/62	
8030	**T3-3-8030**	MU	4	6	+	+	–	+	–	+	+	–	–	–	–	–	1/14-34	2/62	
8031	**T0-4-8031**	MU	4	8	+	+	–	+	+	+	+	–	–	–	–	–	1/15-14	2/62	
8031	**T3-4-8031**	MU	4	8	+	+	–	+	–	+	+	–	–	–	–	–	1/15-14	2/62	
8032	**T0-2-8032**	MU	2	3	+	+	–	+	+	+	+	–	–	–	–	–	1/04-39	2/62	
8032	**T3-2-8032**	MU	2	3	+	+	–	+	–	+	+	–	–	–	–	–	1/04-39	2/62	
8033	**T0-5-8033**	MU	4	9	+	+	–	+	+	+	–	–	–	–	–	–	1/15-24	2/63	
8033	**T3-5-8033**	MU	4	9	+	+	–	+	–	+	–	–	–	–	–	–	1/15-24	2/63	
8034	**T0-6-8034**	MU	4	11	+	+	–	+	+	+	–	–	–	–	–	–	1/16-07	2/62	
8034	**T3-6-8034**	MU	4	11	+	+	–	+	–	+	–	–	–	–	–	–	1/16-07	2/62	
8035	**T0-5-8035**	MU	4	10	+	+	–	+	+	+	–	–	–	–	–	–	1/16-01		T0-5-15178
8035	**T3-5-8035**	MU	4	10	+	+	–	+	–	+	–	–	–	–	–	–	1/16-01		T3-5-15178
8036	**T0-4-8036**	MU	4	8	+	+	–	+	+	+	+	–	–	–	–	–	1/15-10	2/61	
8036	**T3-4-8036**	MU	4	8	+	+	–	+	–	+	+	–	–	–	–	–	1/15-10	2/61	
8037	**T0-3-8037**	MU	3	6	+	+	–	+	+	+	+	–	–	–	–	–	1/10-01	2/60	
8037	**T3-3-8037**	MU	3	6	+	+	–	+	–	+	+	–	–	–	–	–	1/10-01	2/60	
8038	**T0-5-8038**	MU	4	9	+	+	–	+	+	+	–	–	–	–	–	–	1/15-25	2/61	
8038	**T3-5-8038**	MU	4	9	+	+	–	+	–	+	–	–	–	–	–	–	1/15-25	2/61	
8039	**T0-6-8039**	MU	4	12	+	+	–	+	+	+	–	–	–	–	–	–	1/16-14	2/61	
8039	**T3-6-8039**	MU	4	12	+	+	–	+	–	+	–	–	–	–	–	–	1/16-14	2/61	
8043	**T0-5-8043**	MU	3	9	+	+	–	+	+	+	–	–	–	–	–	–	1/11-28	2/63	
8043	**T3-5-8043**	MU	3	9	+	+	–	+	–	+	–	–	–	–	–	–	1/11-28	2/63	
8046	**T0-1-8046**	MU	2	2	+	+	–	+	+	+	+	–	–	–	–	–	1/04-21	2/60	
8046	**T3-1-8046**	MU	2	2	+	+	–	+	–	+	+	–	–	–	–	–	1/04-21	2/60	
8046	**T4A-1-8046**	MU	2	2	–	–	–	–	–	–	–	–	–	–	–	–	——————>		T5B-1-8046
8046	**T5B-1-8046**	MU	2	2	+	–	+	–	–	+	+	–	–	–	–	–			
8046	**T5-1-8046**	MU	2	2	+	–	+	–	–	+	–	+	–	–	–	–			
8047	**T0-2-8047**	MU	3	4	+	+	–	+	+	+	+	–	–	–	–	–	1/08-28	2/60	
8047	**T3-2-8047**	MU	3	4	+	+	–	+	–	+	+	–	–	–	–	–	1/08-28	2/60	
8048	**T0-3-8048**	MU	4	6	+	+	–	+	+	+	+	–	–	–	–	–	1/14-29	2/61	
8048	**T3-3-8048**	MU	4	6	+	+	–	+	–	+	+	–	–	–	–	–	1/14-29	2/61	
8050	**T0-2-8050**	MU	2	4	+	+	–	+	+	+	+	–	–	–	–	–	1/05-10	2/64	
8050	**T3-2-8050**	MU	2	4	+	+	–	+	–	+	+	–	–	–	–	–	1/05-10	2/64	
8051	**T0-2-8051**	MU	4	3	+	+	–	+	+	+	+	–	–	–	–	–	1/13-24	2/64	
8051	**T3-2-8051**	MU	4	3	+	+	–	+	–	+	+	–	–	–	–	–	1/13-24	2/64	
8053	**T0-5-8053**	MU	3	10	+	+	–	+	+	+	–	–	–	–	–	–	1/12-16	2/64	
8053	**T3-5-8053**	MU	3	10	+	+	–	+	–	+	–	–	–	–	–	–	1/12-16	2/64	
8060	**T0-2-8060**	E	4	4	+	+	–	+	+	+	+	–	–	–	–	–	1/13-39	2/34	
8060	**T3-2-8060**	E	4	4	+	+	–	+	–	+	+	–	–	–	–	–	1/13-39	2/34	
8061	**T0-2-8061**	SY	3	3	+	+	–	+	+	+	+	–	–	–	–	–	1/08-03	2/34	
8061	**T3-2-8061**	SY	3	3	+	+	–	+	–	+	+	–	–	–	–	–	1/08-03	2/34	
8062	**T0-2-8062**	SY	3	4	+	+	–	+	+	+	+	–	–	–	–	–	1/08-33	2/34	
8062	**T3-2-8062**	SY	3	4	+	+	–	+	–	+	+	–	–	–	–	–	1/08-33	2/34	
8064	**T0-2-8064**	E	2	4	+	+	–	+	+	+	+	–	–	–	–	–	1/05-08	2/34	
8064	**T3-2-8064**	E	2	4	+	+	–	+	–	+	+	–	–	–	–	–	1/05-08	2/34	
8070	**T0-4-8070**	MU	5	8	+	+	–	+	+	+	+	–	–	–	–	–	1/18-13	2/65	
8070	**T3-4-8070**	MU	5	8	+	+	–	+	–	+	+	–	–	–	–	–	1/18-13	2/65	
8071	**T0-4-8071**	MU	8	8	+	+	–	+	+	+	+	–	–	–	–	–	1/22-03	2/65	
8071	**T3-4-8071**	MU	8	8	+	+	–	+	–	+	+	–	–	–	–	–	1/22-03	2/65	
8072	**T0-5-8072**	MU	8	9	+	+	–	+	+	+	–	–	–	–	–	–	1/22-04	2/65	
8072	**T3-5-8072**	MU	8	9	+	+	–	+	–	+	–	–	–	–	–	–	1/22-04	2/65	

Standardschaltungen
Standard contact sequences / Schémas standards

1	2	3	4	5	6								7				8	9	10
Schaltung Contact sequence Schéma	**Typ** **Type** **Type**	Art Form	FS- Pos.	Kon- takte Con- tacts	**Bauformen** **Mounting form** **Type de montage**								**Hauptschalter** **Main switch** **Interrupteur général**				Schaltbild Contact diagram Diagrammes		Alternativ-Typ Alternative-Type Type alternatif
Nr. No. No.					**/E**	**/EZ**	**/X**	**/XZ**	**/IVS**	**/Z**	**/I**	**/CI19**	**/I/SVB**	**/CI19/SVB**	**/EA/SVB**	**/V/SVB**	Seite-Bild-Nr. Page-Pict.-No. Page-Pict.-No.	Seite Page Page	
8073	**T0-5-8073**	MU	5	10	+	+	–	+	+	+	–	–	–	–	–	–	1/18-21	2/65	
8073	**T3-5-8073**	MU	5	10	+	+	–	+	–	+	–	–	–	–	–	–	1/18-21	2/65	
8074	**T0-7-8074**	MU	8	13	+	+	–	+	+	+	–	–	–	–	–	–	1/22-06	2/65	
8074	**T3-7-8074**	MU	8	13	+	+	–	+	–	+	–	–	–	–	–	–	1/22-06	2/65	
8075	**T0-7-8075**	MU	8	14	+	+	–	+	+	+	–	–	–	–	–	–	1/22-11	2/65	
8075	**T3-7-8075**	MU	8	14	+	+	–	+	–	+	–	–	–	–	–	–	1/22-11	2/65	
8076	**T0-7-8076**	MU	8	14	+	+	–	+	+	+	–	–	–	–	–	–	1/22-12	2/65	
8076	**T3-7-8076**	MU	8	14	+	+	–	+	–	+	–	–	–	–	–	–	1/22-12	2/65	
8120	**T0-2-8120**	ST	3	4	+	+	–	+	+	+	+	–	–	–	–	–	1/08-38	2/68	
8120	**T3-2-8120**	ST	3	4	+	+	–	+	–	+	+	–	–	–	–	–	1/08-38	2/68	
8124	**T0-1-8124**	ST	2	2	+	+	–	+	+	+	+	–	–	–	–	–	1/04-30	2/66	
8124	**T3-1-8124**	ST	2	2	+	+	–	+	–	+	+	–	–	–	–	–	1/04-30	2/66	
8124	**T4A-1-8124**	ST	2	2	–	–	–	–	–	–	–	–	–	–	–	–	——————>		T5B-1-8124
8124	**T5B-1-8124**	ST	2	2	+	–	+	–	–	+	+	–	–	–	–	–		3/61	
8124	**T5-1-8124**	ST	2	2	+	–	+	–	–	+	–	+	–	–	–	–		3/61	
8125	**T0-1-8125**	ST	2	2	+	+	–	+	+	+	+	–	–	–	–	–		2/67	T0-1-15352
8125	**T3-1-8125**	ST	2	2	+	+	–	+	–	+	+	–	–	–	–	–		2/67	T3-1-15352
8150	**T0-2-8150**	WS	3	3	+	+	–	+	+	+	+	–	–	–	–	–	1/08-14	2/34	
8150	**T3-2-8150**	WS	3	3	+	+	–	+	–	+	+	–	–	–	–	–	1/08-14	2/34	
8151	**T0-3-8151**	WS	3	5	+	+	–	+	+	+	+	–	–	–	–	–	1/09-13	2/34	
8151	**T3-3-8151**	WS	3	5	+	+	–	+	–	+	+	–	–	–	–	–	1/09-13	2/34	
8152	**T0-3-8152**	WS	4	6	+	+	–	+	+	+	+	–	–	–	–	–	1/14-35	2/34	
8152	**T3-3-8152**	WS	4	6	+	+	–	+	–	+	+	–	–	–	–	–	1/14-35	2/34	
8153	**T0-2-8153**	ST	4	4	+	+	–	+	+	+	+	–	–	–	–	–	1/14-13	2/70	
8153	**T3-2-8153**	ST	4	4	+	+	–	+	–	+	+	–	–	–	–	–	1/14-13	2/70	
8154	**T0-3-8154**	ST	4	5	+	+	–	+	+	+	+	–	–	–	–	–	1/14-27	2/70	
8154	**T3-3-8154**	ST	4	5	+	+	–	+	–	+	+	–	–	–	–	–	1/14-27	2/70	
8155	**T0-6-8155**	ST	3	12	+	+	–	+	+	+	–	–	–	–	–	–	1/12-26	2/70	
8155	**T3-6-8155**	ST	3	12	+	+	–	+	–	+	–	–	–	–	–	–	1/12-26	2/70	
8156	**T0-3-8156**	ST	4	6	+	+	–	+	+	+	+	–	–	–	–	–	1/14-36	2/70	
8156	**T3-3-8156**	ST	4	6	+	+	–	+	–	+	+	–	–	–	–	–	1/14-36	2/70	
8157	**T0-3-8157**	WS	3	6	+	+	–	+	+	+	+	–	–	–	–	–	1/10-05	2/34	
8157	**T3-3-8157**	WS	3	6	+	+	–	+	–	+	+	–	–	–	–	–	1/10-05	2/34	
8158	**T0-1-8158**	ST	3	2	+	+	–	+	+	+	+	–	–	–	–	–	1/07-32	2/69	
8158	**T3-1-8158**	ST	3	2	+	+	–	+	–	+	+	–	–	–	–	–	1/07-32	2/69	
8159	**T0-2-8159**	WS	3	4	+	+	–	+	+	+	+	–	–	–	–	–	1/08-41	2/34	
8159	**T3-2-8159**	WS	3	4	+	+	–	+	–	+	+	–	–	–	–	–	1/08-41	2/34	
8170	**T0-2-8170**	SE	3	4	+	+	–	+	+	+	+	–	–	–	–	–	1/08-29	2/73	
8170	**T3-2-8170**	SE	3	4	+	+	–	+	–	+	+	–	–	–	–	–	1/08-29	2/73	
8171	**T0-4-8171**	SE	3	8	+	+	–	+	+	+	+	–	–	–	–	–	1/11-07	2/73	
8171	**T3-4-8171**	SE	3	8	+	+	–	+	–	+	+	–	–	–	–	–	1/11-07	2/73	
8172	**T0-1-8172**	ST	2	2	+	+	–	+	+	+	+	–	–	–	–	–		2/67	
8172	**T3-1-8172**	ST	2	2	+	+	–	+	–	+	+	–	–	–	–	–		2/67	
8173	**T0-1-8173**	ST	2	2	+	+	–	+	+	+	+	–	–	–	–	–	1/04-29	2/67	
8173	**T3-1-8173**	ST	2	2	+	+	–	+	–	+	+	–	–	–	–	–	1/04-29	2/67	
8174	**T0-1-8174**	ST	2	1	+	+	–	+	+	+	+	–	–	–	–	–	1/04-12	2/67	
8174	**T3-1-8174**	ST	2	1	+	+	–	+	–	+	+	–	–	–	–	–	1/04-12	2/67	
8175	**T0-1-8175**	ST	2	1	+	+	–	+	+	+	+	–	–	–	–	–	1/04-08	2/66	
8175	**T3-1-8175**	ST	2	1	+	+	–	+	–	+	+	–	–	–	–	–	1/04-08	2/66	
8176	**T0-1-8176**	ST	3	2	+	+	–	+	+	+	+	–	–	–	–	–	1/07-35		
8176	**T3-1-8176**	ST	3	2	+	+	–	+	–	+	+	–	–	–	–	–	1/07-35		
8177	**T0-2-8177**	ST	5	4	+	+	–	+	+	+	+	–	–	–	–	–	1/17-21	2/69	
8177	**T3-2-8177**	ST	5	4	+	+	–	+	–	+	+	–	–	–	–	–	1/17-21	2/69	
8178	**T0-1-8178**	ST	3	2	+	+	–	+	+	+	+	–	–	–	–	–	1/07-26	2/69	T0-1-15511
8178	**T3-1-8178**	ST	3	2	+	+	–	+	–	+	+	–	–	–	–	–	1/07-26	2/69	T3-1-15511
8179	**T0-2-8179**	ST	3	4	+	+	–	+	+	+	+	–	–	–	–	–	1/08-36	2/68	
8179	**T3-2-8179**	ST	3	4	+	+	–	+	–	+	+	–	–	–	–	–	1/08-36	2/68	

1	2	3	4	5	6								7				8	9	10
Schaltung Contact sequence Schéma Nr. No. No.	**Typ** **Type** **Type**	Art Form	FS- Pos.	Kon- takte Con- tacts	**Bauformen** **Mounting form** **Type de montage**								**Hauptschalter** **Main switch** **Interrupteur général**				Schaltbild Contact diagram Diagrammes		Alternativ-Typ Alternative-Type Type alternatif
					/E	**/EZ**	**/X**	**/XZ**	**/IVS**	**/Z**	**/I**	**/CI19**	**/I/SVB**	**/CI19/SVB**	**/EA/SVB**	**/V/SVB**	Seite-Bild-Nr. Page-Pict.-No. Page-Pict.-No.	Seite Page Page	
8180	**T0-1-8180**	ST	3	2	+	+	–	+	+	+	+	–	–	–	–	–	1/07-27	2/69	
8180	**T3-1-8180**	ST	3	2	+	+	–	+	–	+	+	–	–	–	–	–	1/07-27	2/69	
8181	**T0-2-8181**	ST	5	4	+	+	–	+	+	+	+	–	–	–	–	–	1/17-23	2/69	
8181	**T3-2-8181**	ST	5	4	+	+	–	+	–	+	+	–	–	–	–	–	1/17-23	2/69	
8182	**T0-2-8182**	ST	5	4	+	+	–	+	+	+	+	–	–	–	–	–	1/17-22	2/69	
8182	**T3-2-8182**	ST	5	4	+	+	–	+	–	+	+	–	–	–	–	–	1/17-22	2/69	
8184	**T0-4-8184**	WS	3	8	+	+	–	+	+	+	+	–	–	–	–	–	1/11-13	2/34	
8184	**T3-4-8184**	WS	3	8	+	+	–	+	–	+	+	–	–	–	–	–	1/11-13	2/34	
8185	**T0-1-8185**	WS	3	2	+	+	–	+	+	+	+	–	–	–	–	–	1/07-34	2/34	
8185	**T3-1-8185**	WS	3	2	+	+	–	+	–	+	+	–	–	–	–	–	1/07-34	2/34	
8200	**T0-1-8200**	EA	2	1	+	+	–	+	+	+	+	–	+	–	+	+	1/04-01	2/04	
8200	**T3-1-8200**	EA	2	1	+	+	–	+	–	+	+	–	+	–	+	+	1/04-01	2/04	
8200	**T4A-1-8200**	EA	2	1	–	–	–	–	–	–	–	–	–	–	–	–	——>		T5B-1-8200
8200	**T5B-1-8200**	EA	2	1	+	–	+	–	–	+	+	–	+	–	+	+		3/02	
8200	**T5-1-8200**	EA	2	1	+	–	+	–	–	+	–	+	–	+	+	+		3/02	
8201	**T0-1-8201**	SE	2	2	+	+	–	+	+	+	+	–	–	–	–	–	1/04-18	2/71	
8201	**T3-1-8201**	SE	2	2	+	+	–	+	–	+	+	–	–	–	–	–	1/04-18	2/71	
8202	**T0-2-8202**	SE	2	3	+	+	–	+	+	+	+	–	–	–	–	–		2/71	T0-2-15403
8202	**T3-2-8202**	SE	2	3	+	+	–	+	–	+	+	–	–	–	–	–		2/71	T3-2-15403
8202	**T4A-2-8202**	SE	2	3	–	–	–	–	–	–	–	–	–	–	–	–	——>		T5B-2-8202
8202	**T5B-2-8202**	SE	2	3	+	–	+	–	–	+	+	–	–	–	–	–		3/05	
8202	**T5-2-8202**	SE	2	3	+	–	+	–	–	+	–	+	–	–	–	–		3/05	
8203	**T0-2-8203**	SE	2	4	+	+	–	+	+	+	+	–	–	–	–	–		2/71	T0-2-15404
8203	**T3-2-8203**	SE	2	4	+	+	–	+	–	+	+	–	–	–	–	–		2/71	T3-2-15404
8203	**T5B-2-8203**	SE	2	4	+	–	+	–	–	+	+	–	–	–	–	–		3/05	
8203	**T5-2-8203**	SE	2	4	+	–	+	–	–	+	–	+	–	–	–	–		3/05	
8204	**T0-1-8204**	ST	2	1	+	+	–	+	+	+	+	–	–	–	–	–	1/04-10	2/66	T0-1-15301
8204	**T3-1-8204**	ST	2	1	+	+	–	+	–	+	+	–	–	–	–	–	1/04-10	2/66	T3-1-15301
8204	**T4A-1-8204**	ST	2	1	–	–	–	–	–	–	–	–	–	–	–	–	——>		T5B-1-8204
8204	**T5B-1-8204**	ST	2	1	+	–	+	–	–	+	+	–	–	–	–	–		3/61	
8204	**T5-1-8204**	ST	2	1	+	–	+	–	–	+	–	+	–	–	–	–		3/61	
8205	**T0-1-8205**	ST	2	2	+	+	–	+	+	+	+	–	–	–	–	–	1/04-25	2/66	T0-1-15302
8205	**T3-1-8205**	ST	2	2	+	+	–	+	–	+	+	–	–	–	–	–	1/04-25	2/66	T3-1-15302
8205	**T4A-1-8205**	ST	2	2	–	–	–	–	–	–	–	–	–	–	–	–	——>		T5B-1-8205
8205	**T5B-1-8205**	ST	2	2	+	–	+	–	–	+	+	–	–	–	–	–		3/61	
8205	**T5-1-8205**	ST	2	2	+	–	+	–	–	+	–	+	–	–	–	–		3/61	
8206	**T0-2-8206**	ST	2	3	+	+	–	+	+	+	+	–	–	–	–	–	1/04-41	2/66	T0-2-15303
8206	**T3-2-8206**	ST	2	3	+	+	–	+	–	+	+	–	–	–	–	–	1/04-41	2/66	T3-2-15303
8206	**T4A-2-8206**	ST	2	3	–	–	–	–	–	–	–	–	–	–	–	–	——>		T5B-2-8206
8206	**T5B-2-8206**	ST	2	3	+	–	+	–	–	+	+	–	–	–	–	–		3/61	
8206	**T5-2-8206**	ST	2	3	+	–	+	–	–	+	–	+	–	–	–	–		3/61	
8207	**T0-2-8207**	ST	2	4	+	+	–	+	+	+	+	–	–	–	–	–	1/05-16	2/66	T0-2-15079
8207	**T3-2-8207**	ST	2	4	+	+	–	+	–	+	+	–	–	–	–	–	1/05-16	2/66	T3-2-15079
8207	**T4A-2-8207**	ST	2	4	–	–	–	–	–	–	–	–	–	–	–	–	——>		T5B-2-8207
8207	**T5B-2-8207**	ST	2	4	+	–	+	–	–	+	+	–	–	–	–	–		3/61	
8207	**T5-2-8207**	ST	2	4	+	–	+	–	–	+	–	+	–	–	–	–		3/61	
8208	**T0-2-8208**	E	4	3	+	+	–	+	+	+	+	–	–	–	–	–	1/13-26		
8208	**T3-2-8208**	E	4	3	+	+	–	+	–	+	+	–	–	–	–	–	1/13-26		
8208	**T4A-2-8208**	E	4	3	–	–	–	–	–	–	–	–	–	–	–	–	——>		T5B-2-8208
8208	**T5B-2-8208**	E	4	3	+	–	+	–	–	+	+	–	–	–	–	–		3/05	
8208	**T5-2-8208**	E	4	3	+	–	+	–	–	+	–	+	–	–	–	–		3/05	
8210	**T0-1-8210**	UG	3	2	+	+	–	+	+	+	+	–	–	–	–	–	1/07-06	2/08	
8210	**T3-1-8210**	UG	3	2	+	+	–	+	–	+	+	–	–	–	–	–	1/07-06	2/08	
8210	**T4A-1-8210**	UG	3	2	–	–	–	–	–	–	–	–	–	–	–	–	——>		T5B-1-8210
8210	**T5B-1-8210**	UG	3	2	+	–	+	–	–	+	+	–	–	–	–	–		3/07	
8210	**T5-1-8210**	UG	3	2	+	–	+	–	–	+	–	+	–	–	–	–		3/07	
8211	**T0-2-8211**	UG	3	4	+	+	–	+	+	+	+	–	–	–	–	–	1/08-16	2/08	

Standardschaltungen
Standard contact sequences / Schémas standards

1	2	3	4	5	6								7				8	9	10
Schaltung Contact sequence Schéma	**Typ** **Type** **Type**	Art Form	FS-Pos.	Kon-takte Con-tacts	**Bauformen** **Mounting form** **Type de montage**								**Hauptschalter** **Main switch** **Interrupteur général**				Schaltbild Contact diagram Diagrammes		Alternativ-Typ Alternative-Type Type alternatif
Nr. No. No.					/E	/EZ	/X	/XZ	/IVS	/Z	/I	/CI19	/I/SVB	/CI19/SVB	/EA/SVB	/V/SVB	Seite-Bild-Nr. Page-Pict.-No. Page-Pict.-No.	Seite Page Page	
8211	**T3-2-8211**	UG	3	4	+	+	–	+	–	+	+	–	–	–	–	–	1/08-16	2/08	
8211	**T4A-2-8211**	UG	3	4	–	–	–	–	–	–	–	–	–	–	–	–	——>		T5B-2-8211
8211	**T5B-2-8211**	UG	3	4	+	–	+	–	–	+	+	–	–	–	–	–		3/07	
8211	**T5-2-8211**	UG	3	4	+	–	+	–	–	+	–	+	–	–	–	–		3/07	
8212	**T0-3-8212**	UG	3	6	+	+	–	+	+	+	+	–	–	–	–	–	1/09-20	2/08	
8212	**T3-3-8212**	UG	3	6	+	+	–	+	–	+	+	–	–	–	–	–	1/09-20	2/08	
8212	**T4A-3-8212**	UG	3	6	–	–	–	–	–	–	–	–	–	–	–	–	——>		T5B-3-8212
8212	**T5B-3-8212**	UG	3	6	+	–	+	–	–	+	+	–	–	–	–	–		3/07	
8212	**T5-3-8212**	UG	3	6	+	–	+	–	–	+	–	+	–	–	–	–		3/07	
8213	**T0-4-8213**	UG	3	8	+	+	–	+	+	+	+	–	–	–	–	–	1/11-01	2/08	
8213	**T3-4-8213**	UG	3	8	+	+	–	+	–	+	+	–	–	–	–	–	1/11-01	2/08	
8213	**T4A-4-8213**	UG	3	8	–	–	–	–	–	–	–	–	–	–	–	–	——>		T5B-4-8213
8213	**T5B-4-8213**	UG	3	8	+	–	+	–	–	+	+	–	–	–	–	–		3/07	
8213	**T5-4-8213**	UG	3	8	+	–	+	–	–	+	–	+	–	–	–	–		3/07	
8214	**T0-1-8214**	UG	3	2	+	+	–	+	+	+	+	–	–	–	–	–	1/07-29	2/09	
8214	**T3-1-8214**	UG	3	2	+	+	–	+	–	+	+	–	–	–	–	–	1/07-29	2/09	
8214	**T4A-1-8214**	UG	3	2	–	–	–	–	–	–	–	–	–	–	–	–	——>		T5B-1-8214
8214	**T5B-1-8214**	UG	3	2	+	–	+	–	–	+	+	–	–	–	–	–		3/08	
8214	**T5-1-8214**	UG	3	2	+	–	+	–	–	+	–	+	–	–	–	–		3/08	
8215	**T0-2-8215**	UG	3	4	+	+	–	+	+	+	+	–	–	–	–	–	1/08-17	2/09	
8215	**T3-2-8215**	UG	3	4	+	+	–	+	–	+	+	–	–	–	–	–	1/08-17	2/09	
8215	**T4A-2-8215**	UG	3	4	–	–	–	–	–	–	–	–	–	–	–	–	——>		T5B-2-8215
8215	**T5B-2-8215**	UG	3	4	+	–	+	–	–	+	+	–	–	–	–	–		3/08	
8215	**T5-2-8215**	UG	3	4	+	–	+	–	–	+	–	+	–	–	–	–		3/08	
8216	**T0-3-8216**	UG	3	6	+	+	–	+	+	+	+	–	–	–	–	–	1/09-21	2/09	
8216	**T3-3-8216**	UG	3	6	+	+	–	+	–	+	+	–	–	–	–	–	1/09-21	2/09	
8216	**T4A-3-8216**	UG	3	6	–	–	–	–	–	–	–	–	–	–	–	–	——>		T5B-3-8216
8216	**T5B-3-8216**	UG	3	6	+	–	+	–	–	+	+	–	–	–	–	–		3/08	
8216	**T5-3-8216**	UG	3	6	+	–	+	–	–	+	–	+	–	–	–	–		3/08	
8218	**T0-1-8218**	UG	3	2	+	+	–	+	+	+	+	–	–	–	–	–	1/07-07	2/08	
8218	**T3-1-8218**	UG	3	2	+	+	–	+	–	+	+	–	–	–	–	–	1/07-07	2/08	
8218	**T4A-1-8218**	UG	3	2	–	–	–	–	–	–	–	–	–	–	–	–	——>		T5B-1-8218
8218	**T5B-1-8218**	UG	3	2	+	–	+	–	–	+	+	–	–	–	–	–		3/07	
8218	**T5-1-8218**	UG	3	2	+	–	+	–	–	+	–	+	–	–	–	–		3/07	
8219	**T0-2-8219**	UG	3	4	+	+	–	+	+	+	+	–	–	–	–	–	1/08-26	2/08	
8219	**T3-2-8219**	UG	3	4	+	+	–	+	–	+	+	–	–	–	–	–	1/08-26	2/08	
8219	**T4A-2-8219**	UG	3	4	–	–	–	–	–	–	–	–	–	–	–	–	——>		T5B-2-8219
8219	**T5B-2-8219**	UG	3	4	+	–	+	–	–	+	+	–	–	–	–	–		3/07	
8219	**T5-2-8219**	UG	3	4	+	–	+	–	–	+	–	+	–	–	–	–		3/07	
8220	**T0-1-8220**	UW	2	2	+	+	–	+	+	+	+	–	–	–	–	–	1/04-19	2/07	T0-1-34
8220	**T3-1-8220**	UW	2	2	+	+	–	+	–	+	+	–	–	–	–	–	1/04-19	2/07	T3-1-34
8220	**T4A-1-8220**	UW	2	2	–	–	–	–	–	–	–	–	–	–	–	–	——>		T5B-1-8220
8220	**T5B-1-8220**	UW	2	2	+	–	+	–	–	+	+	–	–	–	–	–		3/06	
8220	**T5-1-8220**	UW	2	2	+	–	+	–	–	+	–	+	–	–	–	–		3/06	
8221	**T0-2-8221**	UW	2	4	+	+	–	+	+	+	+	–	–	–	–	–	1/05-07	2/07	T0-2-39
8221	**T3-2-8221**	UW	2	4	+	+	–	+	–	+	+	–	–	–	–	–	1/05-07	2/07	T3-2-39
8221	**T4A-2-8221**	UW	2	4	–	–	–	–	–	–	–	–	–	–	–	–	——>		T5B-2-8221
8221	**T5B-2-8221**	UW	2	4	+	–	+	–	–	+	+	–	–	–	–	–		3/06	
8221	**T5-2-8221**	UW	2	4	+	–	+	–	–	+	–	+	–	–	–	–		3/06	
8222	**T0-3-8222**	UW	2	6	+	+	–	+	+	+	+	–	–	–	–	–	1/05-34	2/07	T0-3-50
8222	**T3-3-8222**	UW	2	6	+	+	–	+	–	+	+	–	–	–	–	–	1/05-34	2/07	T3-3-50
8222	**T4A-3-8222**	UW	2	6	–	–	–	–	–	–	–	–	–	–	–	–	——>		T5B-3-8222
8222	**T5B-3-8222**	UW	2	6	+	–	+	–	–	+	+	–	–	–	–	–		3/06	
8222	**T5-3-8222**	UW	2	6	+	–	+	–	–	+	–	+	–	–	–	–		3/06	
8223	**T0-4-8223**	UW	2	8	+	+	–	+	+	+	+	–	–	–	–	–	1/06-12	2/07	
8223	**T3-4-8223**	UW	2	8	+	+	–	+	–	+	+	–	–	–	–	–	1/06-12	2/07	
8223	**T4A-4-8223**	UW	2	8	–	–	–	–	–	–	–	–	–	–	–	–	——>		T5B-4-8223

1	2	3	4	5	6								7				8	9	10
Schaltung Contact sequence Schéma	Typ Type Type	Art Form	FS-Pos.	Kontakte Contacts	Bauformen Mounting form Type de montage								Hauptschalter Main switch Interrupteur général				Schaltbild Contact diagram Diagrammes		Alternativ-Typ Alternative-Type Type alternatif
Nr. No. No.					/E	/EZ	/X	/XZ	/IVS	/Z	/I	/CI19	/I/SVB	/CI19/SVB	/EA/SVB	/V/SVB	Seite-Bild-Nr. Page-Pict.-No. Page-Pict.-No.	Seite Page Page	
8223	**T5B-4-8223**	UW	2	8	+	–	+	–	–	+	+	–	–	–	–	–		3/06	
8223	**T5-4-8223**	UW	2	8	+	–	+	–	–	+	–	+	–	–	–	–		3/06	
8224	**T0-2-8224**	E	2	3	+	+	–	+	+	+	+	–	–	–	–	–	1/04-38	2/06	
8224	**T3-2-8224**	E	2	3	+	+	–	+	–	+	+	–	–	–	–	–	1/04-38	2/06	
8224	**T4A-2-8224**	E	2	3	–	–	–	–	–	–	–	–	–	–	–	–	——>		T5B-2-8224
8224	**T5B-2-8224**	E	2	3	+	–	+	–	–	+	+	–	–	–	–	–		3/05	
8224	**T5-2-8224**	E	2	3	+	–	+	–	–	+	–	+	–	–	–	–		3/05	
8225	**T0-2-8225**	E	2	4	+	+	–	+	+	+	+	–	–	–	–	–	1/05-21		
8225	**T3-2-8225**	E	2	4	+	+	–	+	–	+	+	–	–	–	–	–	1/05-21		
8225	**T4A-2-8225**	E	2	4	–	–	–	–	–	–	–	–	–	–	–	–	——>		T5B-2-8225
8225	**T5B-2-8225**	E	2	4	+	–	+	–	–	+	+	–	–	–	–	–		3/05	
8225	**T5-2-8225**	E	2	4	+	–	+	–	–	+	–	+	–	–	–	–		3/05	
8228	**T0-3-8228**	W	3	5	+	+	–	+	+	+	+	–	–	–	–	–	1/09-12	2/12	
8228	**T3-3-8228**	W	3	5	+	+	–	+	–	+	+	–	–	–	–	–	1/09-12	2/12	
8228	**T4A-3-8228**	W	3	5	–	–	–	–	–	–	–	–	–	–	–	–	——>		T5B-3-8228
8228	**T5B-3-8228**	W	3	5	+	–	+	–	–	+	+	–	–	–	–	–		3/12	
8228	**T5-3-8228**	W	3	5	+	–	+	–	–	+	–	+	–	–	–	–		3/12	
8230	**T0-2-8230**	SU	3	3	+	+	–	+	+	+	+	–	–	–	–	–	1/08-01	2/39	
8230	**T3-2-8230**	SU	3	3	+	+	–	+	–	+	+	–	–	–	–	–	1/08-01	2/39	
8230	**T4A-2-8230**	SU	3	3	–	–	–	–	–	–	–	–	–	–	–	–	——>		T5B-2-8230
8230	**T5B-2-8230**	SU	3	3	+	–	+	–	–	+	+	–	–	–	–	–		3/41	
8230	**T5-2-8230**	SU	3	3	+	–	+	–	–	+	–	+	–	–	–	–		3/41	
8231	**T0-2-8231**	SU	4	4	+	+	–	+	+	+	+	–	–	–	–	–	1/13-40	2/39	
8231	**T3-2-8231**	SU	4	4	+	+	–	+	–	+	+	–	–	–	–	–	1/13-40	2/39	
8231	**T4A-2-8231**	SU	4	4	–	–	–	–	–	–	–	–	–	–	–	–	——>		T5B-2-8231
8231	**T5B-2-8231**	SU	4	4	+	–	+	–	–	+	+	–	–	–	–	–		3/41	
8231	**T5-2-8231**	SU	4	4	+	–	+	–	–	+	–	+	–	–	–	–		3/41	
8232	**T0-3-8232**	SU	5	5	+	+	–	+	+	+	+	–	–	–	–	–	1/17-28	2/39	
8232	**T3-3-8232**	SU	5	5	+	+	–	+	–	+	+	–	–	–	–	–	1/17-28	2/39	
8232	**T4A-3-8232**	SU	5	5	–	–	–	–	–	–	–	–	–	–	–	–	——>		T5B-3-8232
8232	**T5B-3-8232**	SU	5	5	+	–	+	–	–	+	+	–	–	–	–	–		3/41	
8232	**T5-3-8232**	SU	5	5	+	–	+	–	–	+	–	+	–	–	–	–		3/41	
8233	**T0-3-8233**	SU	6	6	+	+	–	+	+	+	+	–	–	–	–	–	1/20-01	2/40	
8233	**T3-3-8233**	SU	6	6	+	+	–	+	–	+	+	–	–	–	–	–	1/20-01	2/40	
8233	**T4A-3-8233**	SU	6	6	–	–	–	–	–	–	–	–	–	–	–	–	——>		T5B-3-8233
8233	**T5B-3-8233**	SU	6	6	+	–	+	–	–	+	+	–	–	–	–	–		3/42	
8233	**T5-3-8233**	SU	6	6	+	–	+	–	–	+	–	+	–	–	–	–		3/42	
8234	**T0-4-8234**	SU	7	7	+	+	–	+	+	+	+	–	–	–	–	–	1/21-03	2/40	
8234	**T3-4-8234**	SU	7	7	+	+	–	+	–	+	+	–	–	–	–	–	1/21-03	2/40	
8234	**T4A-4-8234**	SU	7	7	–	–	–	–	–	–	–	–	–	–	–	–	——>		T5B-4-8234
8234	**T5B-4-8234**	SU	7	7	+	–	+	–	–	+	+	–	–	–	–	–		3/42	
8234	**T5-4-8234**	SU	7	7	+	–	+	–	–	+	–	+	–	–	–	–		3/42	
8235	**T0-4-8235**	SU	8	8	+	+	–	+	+	+	+	–	–	–	–	–	1/21-24	2/40	
8235	**T3-4-8235**	SU	8	8	+	+	–	+	–	+	+	–	–	–	–	–	1/21-24	2/40	
8235	**T4A-4-8235**	SU	8	8	–	–	–	–	–	–	–	–	–	–	–	–	——>		T5B-4-8235
8235	**T5B-4-8235**	SU	8	8	+	–	+	–	–	+	+	–	–	–	–	–		3/42	
8235	**T5-4-8235**	SU	8	8	+	–	+	–	–	+	–	+	–	–	–	–		3/42	
8236	**T0-5-8236**	SU	9	9	+	+	–	+	+	+	–	–	–	–	–	–	1/22-20	2/40	
8236	**T3-5-8236**	SU	9	9	+	+	–	+	–	+	–	–	–	–	–	–	1/22-20	2/40	
8236	**T4A-5-8236**	SU	9	9	–	–	–	–	–	–	–	–	–	–	–	–	——>		T5B-5-8236
8236	**T5B-5-8236**	SU	9	9	+	–	+	–	–	+	–	–	–	–	–	–		3/42	
8236	**T5-5-8236**	SU	9	9	+	–	+	–	–	+	–	–	–	–	–	–		3/42	
8237	**T0-5-8237**	SU	10	10	+	+	–	+	+	+	–	–	–	–	–	–	1/23-12	2/40	
8237	**T3-5-8237**	SU	10	10	+	+	–	+	–	+	–	–	–	–	–	–	1/23-12	2/40	
8237	**T4A-5-8237**	SU	10	10	–	–	–	–	–	–	–	–	–	–	–	–	——>		T5B-5-8237
8237	**T5B-5-8237**	SU	10	10	+	–	+	–	–	+	–	–	–	–	–	–		3/42	
8237	**T5-5-8237**	SU	10	10	+	–	+	–	–	+	–	–	–	–	–	–		3/42	

Standardschaltungen
Standard contact sequences / Schémas standards

1	2	3	4	5	6								7				8	9	10
Schaltung Contact sequence Schéma	**Typ** **Type** **Type**	Art Form	FS- Pos.	Kon- takte Con- tacts	**Bauformen** **Mounting form** **Type de montage**								**Hauptschalter** **Main switch** **Interrupteur général**				Schaltbild Contact diagram Diagrammes		Alternativ-Typ Alternative-Type Type alternatif
Nr. No. No.					/E	/EZ	/X	/XZ	/IVS	/Z	/I	/CI19	/I/SVB	/CI19/SVB	/EA/SVB	/V/SVB	Seite-Bild-Nr. Page-Pict.-No. Page-Pict.-No.	Seite Page Page	
8238	**T0-6-8238**	SU	11	11	+	+	–	+	+	+	–	–	–	–	–	–	1/23-20	2/41	
8238	**T3-6-8238**	SU	11	11	+	+	–	+	–	+	–	–	–	–	–	–	1/23-20	2/41	
8238	**T4A-6-8238**	SU	11	11	–	–	–	–	–	–	–	–	–	–	–	–	——>		T5B-6-8238
8238	**T5B-6-8238**	SU	11	11	+	–	+	–	–	+	–	–	–	–	–	–		3/43	
8238	**T5-6-8238**	SU	11	11	+	–	+	–	–	+	–	–	–	–	–	–		3/43	
8239	**T0-6-8239**	SU	12	12	+	+	–	+	+	+	–	–	–	–	–	–	1/24-02	2/41	
8239	**T3-6-8239**	SU	12	12	+	+	–	+	–	+	–	–	–	–	–	–	1/24-02	2/41	
8239	**T4A-6-8239**	SU	12	12	–	–	–	–	–	–	–	–	–	–	–	–	——>		T5B-6-8239
8239	**T5B-6-8239**	SU	12	12	+	–	+	–	–	+	–	–	–	–	–	–		3/43	
8239	**T5-6-8239**	SU	12	12	+	–	+	–	–	+	–	–	–	–	–	–		3/43	
8240	**T0-1-8240**	SU	3	2	+	+	–	+	+	+	+	–	–	–	–	–	1/07-10	2/37	
8240	**T3-1-8240**	SU	3	2	+	+	–	+	–	+	+	–	–	–	–	–	1/07-10	2/37	
8240	**T4A-1-8240**	SU	3	2	–	–	–	–	–	–	–	–	–	–	–	–	——>		T5B-1-8240
8240	**T5B-1-8240**	SU	3	2	+	–	+	–	–	+	+	–	–	–	–	–		3/39	
8240	**T5-1-8240**	SU	3	2	+	–	+	–	–	+	–	+	–	–	–	–		3/39	
8241	**T0-2-8241**	SU	4	3	+	+	–	+	+	+	+	–	–	–	–	–	1/13-23	2/37	
8241	**T3-2-8241**	SU	4	3	+	+	–	+	–	+	+	–	–	–	–	–	1/13-23	2/37	
8241	**T4A-2-8241**	SU	4	3	–	–	–	–	–	–	–	–	–	–	–	–	——>		T5B-2-8241
8241	**T5B-2-8241**	SU	4	3	+	–	+	–	–	+	+	–	–	–	–	–		3/39	
8241	**T5-2-8241**	SU	4	3	+	–	+	–	–	+	–	+	–	–	–	–		3/39	
8242	**T0-2-8242**	SU	5	4	+	+	–	+	+	+	+	–	–	–	–	–	1/17-20	2/37	
8242	**T3-2-8242**	SU	5	4	+	+	–	+	–	+	+	–	–	–	–	–	1/17-20	2/37	
8242	**T4A-2-8242**	SU	5	4	–	–	–	–	–	–	–	–	–	–	–	–	——>		T5B-2-8242
8242	**T5B-2-8242**	SU	5	4	+	–	+	–	–	+	+	–	–	–	–	–		3/39	
8242	**T5-2-8242**	SU	5	4	+	–	+	–	–	+	–	+	–	–	–	–		3/39	
8243	**T0-3-8243**	SU	6	5	+	+	–	+	+	+	+	–	–	–	–	–	1/19-20	2/37	
8243	**T3-3-8243**	SU	6	5	+	+	–	+	–	+	+	–	–	–	–	–	1/19-20	2/37	
8243	**T4A-3-8243**	SU	6	5	–	–	–	–	–	–	–	–	–	–	–	–	——>		T5B-3-8243
8243	**T5B-3-8243**	SU	6	5	+	–	+	–	–	+	+	–	–	–	–	–		3/39	
8243	**T5-3-8243**	SU	6	5	+	–	+	–	–	+	–	+	–	–	–	–		3/39	
8244	**T0-3-8244**	SU	7	6	+	+	–	+	+	+	+	–	–	–	–	–	1/20-23	2/37	
8244	**T3-3-8244**	SU	7	6	+	+	–	+	–	+	+	–	–	–	–	–	1/20-23	2/37	
8244	**T4A-4-8244**	SU	7	6	–	–	–	–	–	–	–	–	–	–	–	–	——>		T5B-4-8244
8244	**T5B-4-8244**	SU	7	6	+	–	+	–	–	+	+	–	–	–	–	–		3/39	
8244	**T5-4-8244**	SU	7	6	+	–	+	–	–	+	–	+	–	–	–	–		3/39	
8245	**T0-4-8245**	SU	8	7	+	+	–	+	+	+	+	–	–	–	–	–	1/21-20	2/38	
8245	**T3-4-8245**	SU	8	7	+	+	–	+	–	+	+	–	–	–	–	–	1/21-20	2/38	
8245	**T4A-4-8245**	SU	8	7	–	–	–	–	–	–	–	–	–	–	–	–	——>		T5B-4-8245
8245	**T5B-4-8245**	SU	8	7	+	–	+	–	–	+	+	–	–	–	–	–		3/40	
8245	**T5-4-8245**	SU	8	7	+	–	+	–	–	+	–	+	–	–	–	–		3/40	
8246	**T0-4-8246**	SU	9	8	+	+	–	+	+	+	+	–	–	–	–	–	1/22-16	2/38	
8246	**T3-4-8246**	SU	9	8	+	+	–	+	–	+	+	–	–	–	–	–	1/22-16	2/38	
8246	**T4A-5-8246**	SU	9	8	–	–	–	–	–	–	–	–	–	–	–	–	——>		T5B-5-8246
8246	**T5B-5-8246**	SU	9	8	+	–	+	–	–	+	–	–	–	–	–	–		3/40	
8246	**T5-5-8246**	SU	9	8	+	–	+	–	–	+	–	–	–	–	–	–		3/40	
8247	**T0-5-8247**	SU	10	9	+	+	–	+	+	+	–	–	–	–	–	–	1/23-08	2/38	
8247	**T3-5-8247**	SU	10	9	+	+	–	+	–	+	–	–	–	–	–	–	1/23-08	2/38	
8247	**T4A-5-8247**	SU	10	9	–	–	–	–	–	–	–	–	–	–	–	–	——>		T5B-5-8247
8247	**T5B-5-8247**	SU	10	9	+	–	+	–	–	+	–	–	–	–	–	–		3/40	
8247	**T5-5-8247**	SU	10	9	+	–	+	–	–	+	–	–	–	–	–	–		3/40	
8248	**T0-5-8248**	SU	11	10	+	+	–	+	+	+	–	–	–	–	–	–	1/23-16	2/38	
8248	**T3-5-8248**	SU	11	10	+	+	–	+	–	+	–	–	–	–	–	–	1/23-16	2/38	
8248	**T4A-6-8248**	SU	11	10	–	–	–	–	–	–	–	–	–	–	–	–	——>		T5B-6-8248
8248	**T5B-6-8248**	SU	11	10	+	–	+	–	–	+	–	–	–	–	–	–		3/40	
8248	**T5-6-8248**	SU	11	10	+	–	+	–	–	+	–	–	–	–	–	–		3/40	
8249	**T0-6-8249**	SU	12	11	+	+	–	+	+	+	–	–	–	–	–	–	1/23-24	2/39	
8249	**T3-6-8249**	SU	12	11	+	+	–	+	–	+	–	–	–	–	–	–	1/23-24	2/39	

1	2	3	4	5	6								7				8	9	10
Schaltung Contact sequence Schéma	Typ Type Type	Art Form	FS-Pos.	Kontakte Contacts	Bauformen Mounting form Type de montage								Hauptschalter Main switch Interrupteur général				Schaltbild Contact diagram Diagrammes		Alternativ-Typ Alternative-Type Type alternatif
Nr. No. No.					/E	/EZ	/X	/XZ	/IVS	/Z	/I	/CI19	/I/SVB	/CI19/SVB	/EA/SVB	/V/SVB	Seite-Bild-Nr. Page-Pict.-No. Page-Pict.-No.	Seite Page Page	
8249	**T4A-6-8249**	SU	12	11	–	–	–	–	–	–	–	–	–	–	–	–	——>		T5B-6-8249
8249	**T5B-6-8249**	SU	12	11	+	–	+	–	–	+	–	–	–	–	–	–		3/41	
8249	**T5-6-8249**	SU	12	11	+	–	+	–	–	+	–	–	–	–	–	–		3/41	
8250	**T0-3-8250**	SU	3	6	+	+	–	+	+	+	+	–	–	–	–	–	1/09-31	2/43	
8250	**T3-3-8250**	SU	3	6	+	+	–	+	–	+	+	–	–	–	–	–	1/09-31	2/43	
8250	**T4A-3-8250**	SU	3	6	–	–	–	–	–	–	–	–	–	–	–	–	——>		T5B-3-8250
8250	**T5B-3-8250**	SU	3	6	+	–	+	–	–	+	+	–	–	–	–	–		3/46	
8250	**T5-3-8250**	SU	3	6	+	–	+	–	–	+	–	+	–	–	–	–		3/46	
8251	**T0-4-8251**	SU	4	8	+	+	–	+	+	+	+	–	–	–	–	–	1/15-09	2/43	
8251	**T3-4-8251**	SU	4	8	+	+	–	+	–	+	+	–	–	–	–	–	1/15-09	2/43	
8251	**T4A-4-8251**	SU	4	8	–	–	–	–	–	–	–	–	–	–	–	–	——>		T5B-4-8251
8251	**T5B-4-8251**	SU	4	8	+	–	+	–	–	+	+	–	–	–	–	–		3/46	
8251	**T5-4-8251**	SU	4	8	+	–	+	–	–	+	–	+	–	–	–	–		3/46	
8252	**T0-5-8252**	SU	5	10	+	+	–	+	+	+	–	–	–	–	–	–	1/18-17	2/44	
8252	**T3-5-8252**	SU	5	10	+	+	–	+	–	+	–	–	–	–	–	–	1/18-17	2/44	
8252	**T4A-5-8252**	SU	5	10	–	–	–	–	–	–	–	–	–	–	–	–	——>		T5B-5-8252
8252	**T5B-5-8252**	SU	5	10	+	–	+	–	–	+	–	–	–	–	–	–		3/46	
8252	**T5-5-8252**	SU	5	10	+	–	+	–	–	+	–	–	–	–	–	–		3/46	
8253	**T0-6-8253**	SU	6	12	+	+	–	+	+	+	–	–	–	–	–	–	1/20-15	2/44	
8253	**T3-6-8253**	SU	6	12	+	+	–	+	–	+	–	–	–	–	–	–	1/20-15	2/44	
8253	**T4A-6-8253**	SU	6	12	–	–	–	–	–	–	–	–	–	–	–	–	——>		T5B-6-8253
8253	**T5B-6-8253**	SU	6	12	+	–	+	–	–	+	–	–	–	–	–	–		3/46	
8253	**T5-6-8253**	SU	6	12	+	–	+	–	–	+	–	–	–	–	–	–		3/46	
8254	**T0-7-8254**	SU	7	14	+	+	–	+	+	+	–	–	–	–	–	–	1/21-12	2/44	
8254	**T3-7-8254**	SU	7	14	+	+	–	+	–	+	–	–	–	–	–	–	1/21-12	2/44	
8254	**T4A-7-8254**	SU	7	14	–	–	–	–	–	–	–	–	–	–	–	–	——>		T5B-7-8254
8254	**T5B-7-8254**	SU	7	14	+	–	+	–	–	+	–	–	–	–	–	–		3/47	
8254	**T5-7-8254**	SU	7	14	+	–	+	–	–	+	–	–	–	–	–	–		3/47	
8255	**T0-8-8255**	SU	8	16	+	+	–	+	+	+	–	–	–	–	–	–	1/22-13	2/44	
8255	**T3-8-8255**	SU	8	16	+	+	–	+	–	+	–	–	–	–	–	–	1/22-13	2/44	
8255	**T4A-8-8255**	SU	8	16	–	–	–	–	–	–	–	–	–	–	–	–	——>		T5B-8-8255
8255	**T5B-8-8255**	SU	8	16	+	–	+	–	–	+	–	–	–	–	–	–		3/47	
8255	**T5-8-8255**	SU	8	16	+	–	+	–	–	+	–	–	–	–	–	–		3/47	
8256	**T0-9-8256**	SU	9	18	+	+	–	+	+	+	–	–	–	–	–	–	1/24-23	2/82	
8256	**T3-9-8256**	SU	9	18	+	+	–	+	–	+	–	–	–	–	–	–	1/24-23	2/82	
8256	**T4A-9-8256**	SU	9	18	–	–	–	–	–	–	–	–	–	–	–	–	——>		T5B-9-8256
8256	**T5B-9-8256**	SU	9	18	+	–	+	–	–	+	–	–	–	–	–	–		3/48	
8256	**T5-9-8256**	SU	9	18	+	–	+	–	–	+	–	–	–	–	–	–		3/48	
8257	**T0-10-8257**	SU	10	20	+	+	–	+	+	+	–	–	–	–	–	–	1/25-12	2/83	
8257	**T3-10-8257**	SU	10	20	+	+	–	+	–	+	–	–	–	–	–	–	1/25-12	2/83	
8257	**T4A-10-8257**	SU	10	20	–	–	–	–	–	–	–	–	–	–	–	–	——>		T5B-10-8257
8257	**T5B-10-8257**	SU	10	20	+	–	+	–	–	+	–	–	–	–	–	–		3/48	
8257	**T5-10-8257**	SU	10	20	+	–	+	–	–	+	–	–	–	–	–	–		3/48	
8258	**T0-11-8258**	SU	11	22	+	+	–	+	+	+	–	–	–	–	–	–	1/26-10	2/83	
8258	**T3-11-8258**	SU	11	22	+	+	–	+	–	+	–	–	–	–	–	–	1/26-10	2/83	
8260	**T0-2-8260**	SU	3	4	+	+	–	+	+	+	+	–	–	–	–	–	1/08-25	2/41	
8260	**T3-2-8260**	SU	3	4	+	+	–	+	–	+	+	–	–	–	–	–	1/08-25	2/41	
8260	**T4A-2-8260**	SU	3	4	–	–	–	–	–	–	–	–	–	–	–	–	——>		T5B-2-8260
8260	**T5B-2-8260**	SU	3	4	+	–	+	–	–	+	+	–	–	–	–	–		3/43	
8260	**T5-2-8260**	SU	3	4	+	–	+	–	–	+	–	+	–	–	–	–		3/43	
8261	**T0-3-8261**	SU	4	6	+	+	–	+	+	+	+	–	–	–	–	–	1/14-31	2/41	
8261	**T3-3-8261**	SU	4	6	+	+	–	+	–	+	+	–	–	–	–	–	1/14-31	2/41	
8261	**T4A-3-8261**	SU	4	6	–	–	–	–	–	–	–	–	–	–	–	–	——>		T5B-3-8261
8261	**T5B-3-8261**	SU	4	6	+	–	+	–	–	+	+	–	–	–	–	–		3/43	
8261	**T5-3-8261**	SU	4	6	+	–	+	–	–	+	–	+	–	–	–	–		3/43	
8262	**T0-4-8262**	SU	5	8	+	+	–	+	+	+	+	–	–	–	–	–	1/18-11	2/42	
8262	**T3-4-8262**	SU	5	8	+	+	–	+	–	+	+	–	–	–	–	–	1/18-11	2/42	

Standardschaltungen
Standard contact sequences / Schémas standards

1	2	3	4	5	6								7				8	9	10
Schaltung Contact sequence Schéma	**Typ** **Type** **Type**	Art Form	FS- Pos.	Kon- takte Con- tacts	**Bauformen** **Mounting form** **Type de montage**								**Hauptschalter** **Main switch** **Interrupteur général**				Schaltbild Contact diagram Diagrammes		Alternativ-Typ Alternative-Type Type alternatif
Nr. No. No.					/E	/EZ	/X	/XZ	/IVS	/Z	/I	/CI19	/I/SVB	/CI19/SVB	/EA/SVB	/V/SVB	Seite-Bild-Nr. Page-Pict.-No. Page-Pict.-No.	Seite Page Page	
8262	**T4A-5-8262**	SU	5	8	–	–	–	–	–	–	–	–	–	–	–	–	——>		T5B-5-8262
8262	**T5B-5-8262**	SU	5	8	+	–	+	–	–	+	–	–	–	–	–	–		3/44	
8262	**T5-5-8262**	SU	5	8	+	–	+	–	–	+	–	–	–	–	–	–		3/44	
8263	**T0-5-8263**	SU	6	10	+	+	–	+	+	+	–	–	–	–	–	–	1/20-09	2/42	
8263	**T3-5-8263**	SU	6	10	+	+	–	+	–	+	–	–	–	–	–	–	1/20-09	2/42	
8263	**T4A-6-8263**	SU	6	10	–	–	–	–	–	–	–	–	–	–	–	–	——>		T5B-6-8263
8263	**T5B-6-8263**	SU	6	10	+	–	+	–	–	+	–	–	–	–	–	–		3/44	
8263	**T5-6-8263**	SU	6	10	+	–	+	–	–	+	–	–	–	–	–	–		3/44	
8264	**T0-6-8264**	SU	7	12	+	+	–	+	+	+	–	–	–	–	–	–	1/21-08	2/42	
8264	**T3-6-8264**	SU	7	12	+	+	–	+	–	+	–	–	–	–	–	–	1/21-08	2/42	
8264	**T4A-7-8264**	SU	7	12	–	–	–	–	–	–	–	–	–	–	–	–	——>		T5B-7-8264
8264	**T5B-7-8264**	SU	7	12	+	–	+	–	–	+	–	–	–	–	–	–		3/44	
8264	**T5-7-8264**	SU	7	12	+	–	+	–	–	+	–	–	–	–	–	–		3/44	
8265	**T0-7-8265**	SU	8	14	+	+	–	+	+	+	–	–	–	–	–	–	1/22-08	2/43	
8265	**T3-7-8265**	SU	8	14	+	+	–	+	–	+	–	–	–	–	–	–	1/22-08	2/43	
8265	**T4A-8-8265**	SU	8	14	–	–	–	–	–	–	–	–	–	–	–	–	——>		T5B-8-8265
8265	**T5B-8-8265**	SU	8	14	+	–	+	–	–	+	–	–	–	–	–	–		3/45	
8265	**T5-8-8265**	SU	8	14	+	–	+	–	–	+	–	–	–	–	–	–		3/45	
8266	**T0-8-8266**	SU	9	16	+	+	–	+	+	+	–	–	–	–	–	–	1/22-24	2/43	
8266	**T3-8-8266**	SU	9	16	+	+	–	+	–	+	–	–	–	–	–	–	1/22-24	2/43	
8266	**T4A-9-8266**	SU	9	16	–	–	–	–	–	–	–	–	–	–	–	–	——>		T5B-9-8266
8266	**T5B-9-8266**	SU	9	16	+	–	+	–	–	+	–	–	–	–	–	–		3/45	
8266	**T5-9-8266**	SU	9	16	+	–	+	–	–	+	–	–	–	–	–	–		3/45	
8267	**T0-9-8267**	SU	10	18	+	+	–	+	+	+	–	–	–	–	–	–	1/25-02	2/81	
8267	**T3-9-8267**	SU	10	18	+	+	–	+	–	+	–	–	–	–	–	–	1/25-02	2/81	
8267	**T4A-10-8267**	SU	10	18	–	–	–	–	–	–	–	–	–	–	–	–	——>		T5B-10-8267
8267	**T5B-10-8267**	SU	10	18	+	–	+	–	–	+	–	–	–	–	–	–		3/45	
8267	**T5-10-8267**	SU	10	18	+	–	+	–	–	+	–	–	–	–	–	–		3/45	
8268	**T0-10-8268**	SU	11	20	+	+	–	+	+	+	–	–	–	–	–	–	1/25-14	2/81	
8268	**T3-10-8268**	SU	11	20	+	+	–	+	–	+	–	–	–	–	–	–	1/25-14	2/81	
8269	**T0-11-8269**	SU	12	22	+	+	–	+	+	+	–	–	–	–	–	–	1/26-12	2/82	
8269	**T3-11-8269**	SU	12	22	+	+	–	+	–	+	–	–	–	–	–	–	1/26-12	2/82	
8270	**T0-5-8270**	SU	3	9	+	+	–	+	+	+	–	–	–	–	–	–	1/11-27	2/46	
8270	**T3-5-8270**	SU	3	9	+	+	–	+	–	+	–	–	–	–	–	–	1/11-27	2/46	
8270	**T4A-5-8270**	SU	3	9	–	–	–	–	–	–	–	–	–	–	–	–	——>		T5B-5-8270
8270	**T5B-5-8270**	SU	3	9	+	–	+	–	–	+	–	–	–	–	–	–		3/50	
8270	**T5-5-8270**	SU	3	9	+	–	+	–	–	+	–	–	–	–	–	–		3/50	
8271	**T0-6-8271**	SU	4	12	+	+	–	+	+	+	–	–	–	–	–	–	1/16-04	2/46	
8271	**T3-6-8271**	SU	4	12	+	+	–	+	–	+	–	–	–	–	–	–	1/16-04	2/46	
8271	**T4A-6-8271**	SU	4	12	–	–	–	–	–	–	–	–	–	–	–	–	——>		T5B-6-8271
8271	**T5B-6-8271**	SU	4	12	+	–	+	–	–	+	–	–	–	–	–	–		3/50	
8271	**T5-6-8271**	SU	4	12	+	–	+	–	–	+	–	–	–	–	–	–		3/50	
8272	**T0-8-8272**	SU	5	15	+	+	–	+	+	+	–	–	–	–	–	–	1/20-19	2/47	
8272	**T3-8-8272**	SU	5	15	+	+	–	+	–	+	–	–	–	–	–	–	1/20-19	2/47	
8272	**T4A-8-8272**	SU	5	15	–	–	–	–	–	–	–	–	–	–	–	–	——>		T5B-8-8272
8272	**T5B-8-8272**	SU	5	15	+	–	+	–	–	+	–	–	–	–	–	–		3/51	
8272	**T5-8-8272**	SU	5	15	+	–	+	–	–	+	–	–	–	–	–	–		3/51	
8273	**T0-9-8273**	SU	6	18	+	+	–	+	+	+	–	–	–	–	–	–	1/24-18	2/85	
8273	**T3-9-8273**	SU	6	18	+	+	–	+	–	+	–	–	–	–	–	–	1/24-18	2/85	
8273	**T4A-9-8273**	SU	6	18	–	–	–	–	–	–	–	–	–	–	–	–	——>		T5B-9-8273
8273	**T5B-9-8273**	SU	6	18	+	–	+	–	–	+	–	–	–	–	–	–		3/51	
8273	**T5-9-8273**	SU	6	18	+	–	+	–	–	+	–	–	–	–	–	–		3/51	
8274	**T0-11-8274**	SU	7	21	+	+	–	+	+	+	–	–	–	–	–	–	1/26-02	2/85	
8274	**T3-11-8274**	SU	7	21	+	+	–	+	–	+	–	–	–	–	–	–	1/26-02	2/85	
8280	**T0-3-8280**	SU	3	6	+	+	–	+	+	+	+	–	–	–	–	–	1/09-23	2/45	T0-3-8451
8280	**T3-3-8280**	SU	3	6	+	+	–	+	–	+	+	–	–	–	–	–	1/09-23	2/45	T3-3-8451
8280	**T4A-3-8280**	SU	3	6	–	–	–	–	–	–	–	–	–	–	–	–	——>		T5B-3-8280

1	2	3	4	5	6								7				8	9	10
Schaltung Contact sequence Schéma	**Typ Type Type**	Art Form	FS-Pos.	Kontakte Contacts	**Bauformen Mounting form Type de montage**								**Hauptschalter Main switch Interrupteur général**				Schaltbild Contact diagram Diagrammes		Alternativ-Typ Alternative-Type Type alternatif
Nr. No. No.					/E	/EZ	/X	/XZ	/IVS	/Z	/I	/CI19	/I/SVB	/CI19/SVB	/EA/SVB	/V/SVB	Seite-Bild-Nr. Page-Pict.-No. Page-Pict.-No.	Seite Page Page	
8280	**T5B-3-8280**	SU	3	6	+	–	+	–	–	+	+	–	–	–	–	–		3/48	
8280	**T5-3-8280**	SU	3	6	+	–	+	–	–	+	–	+	–	–	–	–		3/48	
8281	**T0-5-8281**	SU	4	9	+	+	–	+	+	+	–	–	–	–	–	–	1/15-17	2/45	
8281	**T3-5-8281**	SU	4	9	+	+	–	+	–	+	–	–	–	–	–	–	1/15-17	2/45	
8281	**T4A-5-8281**	SU	4	9	–	–	–	–	–	–	–	–	–	–	–	–	——>		T5B-5-8281
8281	**T5B-5-8281**	SU	4	9	+	–	+	–	–	+	–	–	–	–	–	–		3/49	
8281	**T5-5-8281**	SU	4	9	+	–	+	–	–	+	–	–	–	–	–	–		3/49	
8282	**T0-6-8282**	SU	5	12	+	+	–	+	+	+	–	–	–	–	–	–	1/18-28	2/45	
8282	**T3-6-8282**	SU	5	12	+	+	–	+	–	+	–	–	–	–	–	–	1/18-28	2/45	
8282	**T4A-8-8282**	SU	5	12	–	–	–	–	–	–	–	–	–	–	–	–	——>		T5B-8-8282
8282	**T5B-8-8282**	SU	5	12	+	–	+	–	–	+	–	–	–	–	–	–		3/49	
8282	**T5-8-8282**	SU	5	12	+	–	+	–	–	+	–	–	–	–	–	–		3/49	
8283	**T0-8-8283**	SU	6	15	+	+	–	+	+	+	–	–	–	–	–	–	1/20-20	2/45	
8283	**T3-8-8283**	SU	6	15	+	+	–	+	–	+	–	–	–	–	–	–	1/20-20	2/45	
8283	**T4A-9-8283**	SU	6	15	–	–	–	–	–	–	–	–	–	–	–	–	——>		T5B-9-8283
8283	**T5B-9-8283**	SU	6	15	+	–	+	–	–	+	–	–	–	–	–	–		3/49	
8283	**T5-9-8283**	SU	6	15	+	–	+	–	–	+	–	–	–	–	–	–		3/49	
8284	**T0-9-8284**	SU	7	18	+	+	–	+	+	+	–	–	–	–	–	–	1/24-21	2/84	
8284	**T3-9-8284**	SU	7	18	+	+	–	+	–	+	–	–	–	–	–	–	1/24-21	2/84	
8285	**T0-11-8285**	SU	8	21	+	+	–	+	+	+	–	–	–	–	–	–	1/26-05	2/84	
8285	**T3-11-8285**	SU	8	21	+	+	–	+	–	+	–	–	–	–	–	–	1/26-05	2/84	
8290	**T0-1-8290**	EA	2	1	+	+	–	+	+	+	+	–	+	–	+	+			T0-1-8200
8290	**T3-1-8290**	EA	2	1	+	+	–	+	–	+	+	–	+	–	+	+			T3-1-8200
8290	**T4A-1-8290**	EA	2	1	–	–	–	–	–	–	–	–	–	–	–	–	——>		T5B-1-8290
8290	**T5B-1-8290**	EA	2	1	+	–	+	–	–	+	+	–	+	–	+	+			
8290	**T5-1-8290**	EA	2	1	+	–	+	–	–	+	–	+	–	+	+	+			
8291	**T0-1-8291**	EA	2	2	+	+	–	+	+	+	+	–	+	–	+	+	1/04-14		T0-1-102
8291	**T3-1-8291**	EA	2	2	+	+	–	+	–	+	+	–	+	–	+	+	1/04-14		T3-1-102
8291	**T4A-1-8291**	EA	2	2	–	–	–	–	–	–	–	–	–	–	–	–	——>		T5B-1-8291
8291	**T5B-1-8291**	EA	2	2	+	–	+	–	–	+	+	–	+	–	+	+			
8291	**T5-1-8291**	EA	2	2	+	–	+	–	–	+	–	+	–	+	+	+			
8292	**T0-2-8292**	EA	2	3	+	+	–	+	+	+	+	–	+	–	+	+			T0-2-1
8292	**T3-2-8292**	EA	2	3	+	+	–	+	–	+	+	–	+	–	+	+			T3-2-1
8292	**T4A-2-8292**	EA	2	3	–	–	–	–	–	–	–	–	–	–	–	–	——>		T5B-2-8292
8292	**T5B-2-8292**	EA	2	3	+	–	+	–	–	+	+	–	+	–	+	+			
8292	**T5-2-8292**	EA	2	3	+	–	+	–	–	+	–	+	–	+	+	+			
8293	**T0-2-8293**	EA	2	4	+	+	–	+	+	+	+	–	+	–	+	+	1/05-01	2/04	T0-2-10
8293	**T3-2-8293**	EA	2	4	+	+	–	+	–	+	+	–	+	–	+	+	1/05-01	2/04	T3-2-10
8293	**T4A-2-8293**	EA	2	4	–	–	–	–	–	–	–	–	–	–	–	–	——>		T5B-2-8293
8293	**T5B-2-8293**	EA	2	4	+	–	+	–	–	+	+	–	+	–	+	+		3/02	
8293	**T5-2-8293**	EA	2	4	+	–	+	–	–	+	–	+	–	+	+	+		3/02	
8294	**T0-4-8294**	UG	3	8	+	+	–	+	+	+	+	–	–	–	–	–	1/11-02	2/08	
8294	**T3-4-8294**	UG	3	8	+	+	–	+	–	+	+	–	–	–	–	–	1/11-02	2/08	
8294	**T4A-4-8294**	UG	3	8	–	–	–	–	–	–	–	–	–	–	–	–	——>		T5B-4-8294
8294	**T5B-4-8294**	UG	3	8	+	–	+	–	–	+	+	–	–	–	–	–		3/07	
8294	**T5-4-8294**	UG	3	8	+	–	+	–	–	+	–	+	–	–	–	–		3/07	
8295	**T0-1-8295**	ST	2	2	+	+	–	+	+	+	+	–	–	–	–	–	1/04-26	2/66	
8295	**T3-1-8295**	ST	2	2	+	+	–	+	–	+	+	–	–	–	–	–	1/04-26	2/66	
8295	**T4A-1-8295**	ST	2	2	–	–	–	–	–	–	–	–	–	–	–	–	——>		T5B-1-8295
8295	**T5B-1-8295**	ST	2	2	+	–	+	–	–	+	+	–	–	–	–	–		3/06,61	
8295	**T5-1-8295**	ST	2	2	+	–	+	–	–	+	–	+	–	–	–	–		3/06,61	
8296	**T0-2-8296**	ST	2	4	+	+	–	+	+	+	+	–	–	–	–	–	1/05-17	2/66	
8296	**T3-2-8296**	ST	2	4	+	+	–	+	–	+	+	–	–	–	–	–	1/05-17	2/66	
8296	**T4A-2-8296**	ST	2	4	–	–	–	–	–	–	–	–	–	–	–	–	——>		T5B-2-8296
8296	**T5B-2-8296**	ST	2	4	+	–	+	–	–	+	+	–	–	–	–	–		3/0661	
8296	**T5-2-8296**	ST	2	4	+	–	+	–	–	+	–	+	–	–	–	–		3/0661	
8297	**T0-3-8297**	ST	2	6	+	+	–	+	+	+	+	–	–	–	–	–	1/06-04	2/66	T0-3-8279

Standardschaltungen
Standard contact sequences / Schémas standards

1	2	3	4	5	6								7				8	9	10
Schaltung Contact sequence Schéma	**Typ** **Type** **Type**	Art Form	FS-Pos.	Kontakte Contacts	**Bauformen** **Mounting form** **Type de montage**								**Hauptschalter** **Main switch** **Interrupteur général**				Schaltbild Contact diagram Diagrammes		Alternativ-Typ Alternative-Type Type alternatif
Nr. No. No.					/E	/EZ	/X	/XZ	/IVS	/Z	/I	/CI19	/I/SVB	/CI19/SVB	/EA/SVB	/V/SVB	Seite-Bild-Nr. Page-Pict.-No. Page-Pict.-No.	Seite Page Page	
8297	**T3-3-8297**	ST	2	6	+	+	–	+	–	+	+	–	–	–	–	–	1/06-04	2/66	T3-3-8279
8297	**T4A-3-8297**	ST	2	6	–	–	–	–	–	–	–	–	–	–	–	–	→	→	T5B-3-8297
8297	**T5B-3-8297**	ST	2	6	+	–	+	–	–	+	+	–	–	–	–	–		3/06,61	
8297	**T5-3-8297**	ST	2	6	+	–	+	–	–	+	–	+	–	–	–	–		3/06,61	
8298	**T0-4-8298**	UW	2	8	+	+	–	+	+	+	+	–	–	–	–	–	1/06-17	2/10	T0-4-8536
8298	**T3-4-8298**	UW	2	8	+	+	–	+	–	+	+	–	–	–	–	–	1/06-17	2/10	T3-4-8536
8298	**T4A-4-8298**	UW	2	8	–	–	–	–	–	–	–	–	–	–	–	–	→	→	T5B-4-8298
8298	**T5B-4-8298**	UW	2	8	+	–	+	–	–	+	+	–	–	–	–	–		3/10	
8298	**T5-4-8298**	UW	2	8	+	–	+	–	–	+	–	+	–	–	–	–		3/10	
8299	**T0-3-8299**	UG	3	6	+	+	–	+	+	+	+	–	–	–	–	–	1/09-32	2/08	
8299	**T3-3-8299**	UG	3	6	+	+	–	+	–	+	+	–	–	–	–	–	1/09-32	2/08	
8299	**T4A-3-8299**	UG	3	6	–	–	–	–	–	–	–	–	–	–	–	–	→	→	T5B-3-8299
8299	**T5B-3-8299**	UG	3	6	+	–	+	–	–	+	+	–	–	–	–	–		3/07	
8299	**T5-3-8299**	UG	3	6	+	–	+	–	–	+	–	+	–	–	–	–		3/07	
8310	**T0-1-8310**	SU	3	2	+	+	–	+	+	+	+	–	–	–	–	–	1/07-11	2/54	
8310	**T3-1-8310**	SU	3	2	+	+	–	+	–	+	+	–	–	–	–	–	1/07-11	2/54	
8310	**T4A-1-8310**	SU	3	2	–	–	–	–	–	–	–	–	–	–	–	–	→	→	T5B-1-8310
8310	**T5B-1-8310**	SU	3	2	+	–	+	–	–	+	+	–	–	–	–	–		3/57	
8310	**T5-1-8310**	SU	3	2	+	–	+	–	–	+	–	+	–	–	–	–		3/57	
8311	**T0-2-8311**	SU	4	3	+	+	–	+	+	+	+	–	–	–	–	–	1/13-25	2/54	
8311	**T3-2-8311**	SU	4	3	+	+	–	+	–	+	+	–	–	–	–	–	1/13-25	2/54	
8311	**T4A-2-8311**	SU	4	3	–	–	–	–	–	–	–	–	–	–	–	–	→	→	T5B-2-8311
8311	**T5B-2-8311**	SU	4	3	+	–	+	–	–	+	+	–	–	–	–	–		3/57	
8311	**T5-2-8311**	SU	4	3	+	–	+	–	–	+	–	+	–	–	–	–		3/57	
8312	**T0-2-8312**	US	3	4	+	+	–	+	+	+	+	–	–	–	–	–	1/08-27	2/57	
8312	**T3-2-8312**	US	3	4	+	+	–	+	–	+	+	–	–	–	–	–	1/08-27	2/57	
8312	**T4A-2-8312**	US	3	4	–	–	–	–	–	–	–	–	–	–	–	–	→	→	T5B-2-8312
8312	**T5B-2-8312**	US	3	4	+	–	+	–	–	+	+	–	–	–	–	–		3/59	
8312	**T5-2-8312**	US	3	4	+	–	+	–	–	+	–	+	–	–	–	–		3/59	
8313	**T0-3-8313**	US	4	6	+	+	–	+	+	+	+	–	–	–	–	–	1/14-32	2/57	
8313	**T3-3-8313**	US	4	6	+	+	–	+	–	+	+	–	–	–	–	–	1/14-32	2/57	
8313	**T4A-3-8313**	US	4	6	–	–	–	–	–	–	–	–	–	–	–	–	→	→	T5B-3-8313
8313	**T5B-3-8313**	US	4	6	+	–	+	–	–	+	+	–	–	–	–	–		3/59	
8313	**T5-3-8313**	US	4	6	+	–	+	–	–	+	–	+	–	–	–	–		3/59	
8314	**T0-3-8314**	US	3	6	+	+	–	+	+	+	+	–	–	–	–	–	1/09-33	2/57	
8314	**T3-3-8314**	US	3	6	+	+	–	+	–	+	+	–	–	–	–	–	1/09-33	2/57	
8314	**T4A-3-8314**	US	3	6	–	–	–	–	–	–	–	–	–	–	–	–	→	→	T5B-3-8314
8314	**T5B-3-8314**	US	3	6	+	–	+	–	–	+	+	–	–	–	–	–		3/59	
8314	**T5-3-8314**	US	3	6	+	–	+	–	–	+	–	+	–	–	–	–		3/59	
8315	**T0-5-8315**	US	4	9	+	+	–	+	+	+	–	–	–	–	–	–	1/15-19	2/57	
8315	**T3-5-8315**	US	4	9	+	+	–	+	–	+	–	–	–	–	–	–	1/15-19	2/57	
8315	**T4A-5-8315**	US	4	9	–	–	–	–	–	–	–	–	–	–	–	–	→	→	T5B-5-8315
8315	**T5B-5-8315**	US	4	9	+	–	+	–	–	+	–	–	–	–	–	–		3/59	
8315	**T5-5-8315**	US	4	9	+	–	+	–	–	+	–	–	–	–	–	–		3/59	
8316	**T0-2-8316**	US	4	4	+	+	–	+	+	+	+	–	–	–	–	–	1/14-09	2/35	
8316	**T3-2-8316**	US	4	4	+	+	–	+	–	+	+	–	–	–	–	–	1/14-09	2/35	
8316	**T4A-2-8316**	US	4	4	–	–	–	–	–	–	–	–	–	–	–	–	→	→	T5B-2-8316
8316	**T5B-2-8316**	US	4	4	+	–	+	–	–	+	+	–	–	–	–	–		3/37	
8316	**T5-2-8316**	US	4	4	+	–	+	–	–	+	–	+	–	–	–	–		3/37	
8324	**T0-2-8324**	EA	2	4	+	+	–	+	+	+	+	–	+	–	+	+	1/05-02	2/04,06	
8324	**T3-2-8324**	EA	2	4	+	+	–	+	–	+	+	–	+	–	+	+	1/05-02	2/04,06	
8324	**T4A-2-8324**	E	2	4	–	–	–	–	–	–	–	–	–	–	–	–	→	→	T5B-2-8324
8324	**T5B-2-8324**	EA	2	4	+	–	+	–	–	+	+	–	+	–	+	+		3/05	
8324	**T5-2-8324**	EA	2	4	+	–	+	–	–	+	–	+	–	+	+	+		3/05	
8330	**T0-1-8330**	US	4	2	+	+	–	+	+	+	+	–	–	–	–	–	1/13-15	2/57	
8330	**T3-1-8330**	US	4	2	+	+	–	+	–	+	+	–	–	–	–	–	1/13-15	2/57	
8330	**T4A-1-8330**	US	4	2	–	–	–	–	–	–	–	–	–	–	–	–	→	→	T5B-1-8330

1	2	3	4	5	6								7				8	9	10
Schaltung Contact sequence Schéma	**Typ Type Type**	Art Form	FS-Pos.	Kontakte Contacts	**Bauformen Mounting form Type de montage**								**Hauptschalter Main switch Interrupteur général**				Schaltbild Contact diagram Diagrammes		Alternativ-Typ Alternative-Type Type alternatif
Nr. No. No.					/E	/EZ	/X	/XZ	/IVS	/Z	/I	/CI19	/I/SVB	/CI19/SVB	/EA/SVB	/V/SVB	Seite-Bild-Nr. Page-Pict.-No. Page-Pict.-No.	Seite Page Page	
8330	**T5B-1-8330**	US	4	2	+	–	+	–	–	+	+	–	–	–	–	–		3/59	
8330	**T5-1-8330**	US	4	2	+	–	+	–	–	+	–	+	–	–	–	–		3/59	
8331	**T0-2-8331**	US	4	4	+	+	–	+	+	+	+	–	–	–	–	–	1/14-10	2/57	
8331	**T3-2-8331**	US	4	4	+	+	–	+	–	+	+	–	–	–	–	–	1/14-10	2/57	
8331	**T4A-2-8331**	US	4	4	–	–	–	–	–	–	–	–	–	–	–	–	——>		T5B-2-8331
8331	**T5B-2-8331**	US	4	4	+	–	+	–	–	+	+	–	–	–	–	–		3/59	
8331	**T5-2-8331**	US	4	4	+	–	+	–	–	+	–	+	–	–	–	–		3/59	
8332	**T0-3-8332**	US	4	6	+	+	–	+	+	+	+	–	–	–	–	–	1/14-33	2/57	
8332	**T3-3-8332**	US	4	6	+	+	–	+	–	+	+	–	–	–	–	–	1/14-33	2/57	
8332	**T4A-3-8332**	US	4	6	–	–	–	–	–	–	–	–	–	–	–	–	——>		T5B-3-8332
8332	**T5B-3-8332**	US	4	6	+	–	+	–	–	+	+	–	–	–	–	–		3/59	
8332	**T5-3-8332**	US	4	6	+	–	+	–	–	+	–	+	–	–	–	–		3/59	
8340	**T0-2-8340**	US	5	3	+	+	–	+	+	+	+	–	–	–	–	–	1/17-19	2/57	
8340	**T3-2-8340**	US	5	3	+	+	–	+	–	+	+	–	–	–	–	–	1/17-19	2/57	
8340	**T4A-3-8340**	US	5	3	–	–	–	–	–	–	–	–	–	–	–	–	——>		T5B-3-8340
8340	**T5B-3-8340**	US	5	3	+	–	+	–	–	+	+	–	–	–	–	–		3/59	
8340	**T5-3-8340**	US	5	3	+	–	+	–	–	+	–	+	–	–	–	–		3/59	
8341	**T0-3-8341**	EA	2	5	+	+	–	+	+	+	+	–	+	–	+	+	1/05-22	2/05	
8341	**T3-3-8341**	EA	2	5	+	+	–	+	–	+	+	–	+	–	+	+	1/05-22	2/05	
8341	**T4A-3-8341**	EA	2	5	–	–	–	–	–	–	–	–	–	–	–	–	——>		T5B-3-8341
8341	**T5B-3-8341**	EA	2	5	+	–	+	–	–	+	+	–	+	–	+	+		3/02	
8341	**T5-3-8341**	EA	2	5	+	–	+	–	–	+	–	+	–	+	+	+		3/02	
8342	**T0-3-8342**	EA	2	6	+	+	–	+	+	+	+	–	+	–	+	+	1/05-26	2/05	
8342	**T3-3-8342**	EA	2	6	+	+	–	+	–	+	+	–	+	–	+	+	1/05-26	2/05	
8342	**T4A-3-8342**	EA	2	6	–	–	–	–	–	–	–	–	–	–	–	–	——>		T5B-3-8342
8342	**T5B-3-8342**	EA	2	6	+	–	+	–	–	+	+	–	+	–	+	+		3/02,04	
8342	**T5-3-8342**	EA	2	6	+	–	+	–	–	+	–	+	–	+	+	+		3/02,04	
8343	**T0-4-8343**	EA	2	7	+	+	–	+	+	+	+	–	+	–	+	+	1/06-05	2/05	
8343	**T3-4-8343**	EA	2	7	+	+	–	+	–	+	+	–	+	–	+	+	1/06-05	2/05	
8343	**T4A-4-8343**	EA	2	7	–	–	–	–	–	–	–	–	–	–	–	–	——>		T5B-4-8343
8343	**T5B-4-8343**	EA	2	7	+	–	+	–	–	+	+	–	+	–	+	+		3/02	
8343	**T5-4-8343**	EA	2	7	+	–	+	–	–	+	–	+	–	+	+	+		3/02	
8344	**T0-4-8344**	EA	2	8	+	+	–	+	+	+	+	–	+	–	+	+	1/06-07	2/05	
8344	**T3-4-8344**	EA	2	8	+	+	–	+	–	+	+	–	+	–	+	+	1/06-07	2/05	
8344	**T4A-4-8344**	EA	2	8	–	–	–	–	–	–	–	–	–	–	–	–	——>		T5B-4-8344
8344	**T5B-4-8344**	EA	2	8	+	–	+	–	–	+	+	–	+	–	+	+		3/02	
8344	**T5-4-8344**	EA	2	8	+	–	+	–	–	+	–	+	–	+	+	+		3/02	
8345	**T0-5-8345**	EA	2	9	+	+	–	+	+	+	–	–	–	–			1/06-18	2/05	
8345	**T3-5-8345**	EA	2	9	+	+	–	+	–	+	–	–	–	–	+	+	1/06-18	2/05	
8345	**T4A-5-8345**	EA	2	9	–	–	–	–	–	–	–	–	–	–	–	–	——>		T5B-5-8345
8345	**T5B-5-8345**	EA	2	9	+	–	+	–	–	+	–	–	–	–	+	+		3/02	
8345	**T5-5-8345**	EA	2	9	+	–	+	–	–	+	–	–	–	–	+	+		3/02	
8346	**T0-5-8346**	EA	2	10	+	+	–	+	+	+	–	–	–	–			1/06-22	2/05	
8346	**T3-5-8346**	EA	2	10	+	+	–	+	–	+	–	–	–	–	+	+	1/06-22	2/05	
8346	**T4A-5-8346**	EA	2	10	–	–	–	–	–	–	–	–	–	–	–	–	——>		T5B-5-8346
8346	**T5B-5-8346**	EA	2	10	+	–	+	–	–	+	–	–	–	–	+	+		3/02	
8346	**T5-5-8346**	EA	2	10	+	–	+	–	–	+	–	–	–	–	+	+		3/02	
8347	**T0-6-8347**	EA	2	11	+	+	–	+	+	+	–	–	–	–			1/06-24	2/05	
8347	**T3-6-8347**	EA	2	11	+	+	–	+	–	+	–	–	–	–	+	+	1/06-24	2/05	
8347	**T4A-6-8347**	EA	2	11	–	–	–	–	–	–	–	–	–	–	–	–	——>		T5B-6-8347
8347	**T5B-6-8347**	EA	2	11	+	–	+	–	–	+	–	–	–	–	+	+		3/02	
8347	**T5-6-8347**	EA	2	11	+	–	+	–	–	+	–	–	–	–	+	+		3/02	
8348	**T0-6-8348**	EA	2	12	+	+	–	+	+	+	–	–	–	–			1/06-25	2/05	
8348	**T3-6-8348**	EA	2	12	+	+	–	+	–	+	–	–	–	–	+	+	1/06-25	2/05	
8348	**T4A-6-8348**	EA	2	12	–	–	–	–	–	–	–	–	–	–	–	–	——>		T5B-6-8348
8348	**T5B-6-8348**	EA	2	12	+	–	+	–	–	+	–	–	–	–	+	+		3/02	
8348	**T5-6-8348**	EA	2	12	+	–	+	–	–	+	–	–	–	–	+	+		3/02	

Standardschaltungen
Standard contact sequences / Schémas standards

1	2	3	4	5	6								7				8	9	10
Schaltung Contact sequence Schéma	**Typ** **Type** **Type**	Art Form	FS- Pos.	Kon- takte Con- tacts	**Bauformen** **Mounting form** **Type de montage**								**Hauptschalter** **Main switch** **Interrupteur général**				Schaltbild Contact diagram Diagrammes		Alternativ-Typ Alternative-Type Type alternatif
Nr. No. No.					/E	/EZ	/X	/XZ	/IVS	/Z	/I	/CI19	/I/SVB	/CI19/SVB	/EA/SVB	/V/SVB	Seite-Bild-Nr. Page-Pict.-No. Page-Pict.-No.	Seite Page Page	
8349	**T0-7-8349**	EA	2	13	+	+	–	+	+	+	–	–	–	–	–	–	1/06-30	2/05	
8349	**T3-7-8349**	EA	2	13	+	+	–	+	–	+	–	–	–	–	–	–	1/06-30	2/05	
8349	**T4A-7-8349**	EA	2	13	–	–	–	–	–	–	–	–	–	–	–	–	——>		T5B-7-8349
8349	**T5B-7-8349**	EA	2	13	+	–	+	–	–	+	–	–	–	–	+	+		3/02	
8349	**T5-7-8349**	EA	2	13	+	–	+	–	–	+	–	–	–	–	+	+		3/02	
8350	**T0-7-8350**	EA	2	14	+	+	–	+	+	+	–	–	–	–	–	–	1/07-01	2/05	
8350	**T3-7-8350**	EA	2	14	+	+	–	+	–	+	–	–	–	–	–	–	1/07-01	2/05	
8350	**T4A-7-8350**	EA	2	14	–	–	–	–	–	–	–	–	–	–	–	–	——>		T5B-7-8350
8350	**T5B-7-8350**	EA	2	14	+	–	+	–	–	+	–	–	–	–	+	+		3/02	
8350	**T5-7-8350**	EA	2	14	+	–	+	–	–	+	–	–	–	–	+	+		3/02	
8351	**T0-8-8351**	EA	2	15	+	+	–	+	+	+	–	–	–	–	–	–	1/07-03	2/05	
8351	**T3-8-8351**	EA	2	15	+	+	–	+	–	+	–	–	–	–	–	–	1/07-03	2/05	
8351	**T4A-8-8351**	EA	2	15	–	–	–	–	–	–	–	–	–	–	–	–	——>		T5B-8-8351
8351	**T5B-8-8351**	EA	2	15	+	–	+	–	–	+	–	–	–	–	+	+		3/02	
8351	**T5-8-8351**	EA	2	15	+	–	+	–	–	+	–	–	–	–	+	+		3/02	
8352	**T0-8-8352**	EA	2	16	+	+	–	+	+	+	–	–	–	–	–	–	1/07-04	2/05	
8352	**T3-8-8352**	EA	2	16	+	+	–	+	–	+	–	–	–	–	–	–	1/07-04	2/05	
8352	**T4A-8-8352**	EA	2	16	–	–	–	–	–	–	–	–	–	–	–	–	——>		T5B-8-8352
8352	**T5B-8-8352**	EA	2	16	+	–	+	–	–	+	–	–	–	–	+	+		3/02	
8352	**T5-8-8352**	EA	2	16	+	–	+	–	–	+	–	–	–	–	+	+		3/02	
8353	**T0-9-8353**	EA	2	17	+	+	–	+	+	+	–	–	–	–	–	–		2/78	
8353	**T3-9-8353**	EA	2	17	+	+	–	+	–	+	–	–	–	–	–	–		2/78	
8353	**T4A-9-8353**	EA	2	17	–	–	–	–	–	–	–	–	–	–	–	–	——>		T5B-9-8353
8353	**T5B-9-8353**	EA	2	17	+	–	+	–	–	+	–	–	–	–	–	–			
8353	**T5-9-8353**	EA	2	17	+	–	+	–	–	+	–	–	–	–	–	–			
8354	**T0-9-8354**	EA	2	18	+	+	–	+	+	+	–	–	–	–	–	–	1/24-11	2/78	
8354	**T3-9-8354**	EA	2	18	+	+	–	+	–	+	–	–	–	–	–	–	1/24-11	2/78	
8354	**T4A-9-8354**	EA	2	18	–	–	–	–	–	–	–	–	–	–	–	–	——>		T5B-9-8354
8354	**T5B-9-8354**	EA	2	18	+	–	+	–	–	+	–	–	–	–	–	–		3/02	
8354	**T5-9-8354**	EA	2	18	+	–	+	–	–	+	–	–	–	–	–	–		3/02	
8355	**T0-10-8355**	EA	2	19	+	+	–	+	+	+	–	–	–	–	–	–	1/25-03	2/78	
8355	**T3-10-8355**	EA	2	19	+	+	–	+	–	+	–	–	–	–	–	–	1/25-03	2/78	
8355	**T4A-10-8355**	EA	2	19	–	–	–	–	–	–	–	–	–	–	–	–	——>		T5B-10-8355
8355	**T5B-10-8355**	EA	2	19	+	–	+	–	–	+	–	–	–	–	–	–			
8355	**T5-10-8355**	EA	2	19	+	–	+	–	–	+	–	–	–	–	–	–			
8356	**T0-10-8356**	EA	2	20	+	+	–	+	+	+	–	–	–	–	–	–	1/25-04	2/78	
8356	**T3-10-8356**	EA	2	20	+	+	–	+	–	+	–	–	–	–	–	–	1/25-04	2/78	
8356	**T4A-10-8356**	EA	2	20	–	–	–	–	–	–	–	–	–	–	–	–	——>		T5B-10-8356
8356	**T5B-10-8356**	EA	2	20	+	–	+	–	–	+	–	–	–	–	–	–		3/02	
8356	**T5-10-8356**	EA	2	20	+	–	+	–	–	+	–	–	–	–	–	–		3/02	
8357	**T0-11-8357**	EA	2	21	+	+	–	+	+	+	–	–	–	–	–	–	1/25-15	2/78	
8357	**T3-11-8357**	EA	2	21	+	+	–	+	–	+	–	–	–	–	–	–	1/25-15	2/78	
8358	**T0-11-8358**	EA	2	22	+	+	–	+	+	+	–	–	–	–	–	–	1/26-06	2/78	
8358	**T3-11-8358**	EA	2	22	+	+	–	+	–	+	–	–	–	–	–	–	1/26-06	2/78	
8361	**T0-5-8361**	UG	3	10	+	+	–	+	+	+	–	–	–	–	–	–	1/12-14	2/08	
8361	**T3-5-8361**	UG	3	10	+	+	–	+	–	+	–	–	–	–	–	–	1/12-14	2/08	
8361	**T4A-5-8361**	UG	3	10	–	–	–	–	–	–	–	–	–	–	–	–	——>		T5B-5-8361
8361	**T5B-5-8361**	UG	3	10	+	–	+	–	–	+	–	–	–	–	–	–		3/07	
8361	**T5-5-8361**	UG	3	10	+	–	+	–	–	+	–	–	–	–	–	–		3/07	
8362	**T0-6-8362**	UG	3	12	+	+	–	+	+	+	–	–	–	–	–	–	1/12-24	2/08	
8362	**T3-6-8362**	UG	3	12	+	+	–	+	–	+	–	–	–	–	–	–	1/12-24	2/08	
8362	**T4A-6-8362**	UG	3	12	–	–	–	–	–	–	–	–	–	–	–	–	——>		T5B-6-8362
8362	**T5B-6-8362**	UG	3	12	+	–	+	–	–	+	–	–	–	–	–	–		3/07	
8362	**T5-6-8362**	UG	3	12	+	–	+	–	–	+	–	–	–	–	–	–		3/07	
8363	**T0-7-8363**	UG	3	14	+	+	–	+	+	+	–	–	–	–	–	–	1/13-03	2/08	
8363	**T3-7-8363**	UG	3	14	+	+	–	+	–	+	–	–	–	–	–	–	1/13-03	2/08	
8363	**T4A-7-8363**	UG	3	14	–	–	–	–	–	–	–	–	–	–	–	–	——>		T5B-7-8363

1	2	3	4	5	6								7				8	9	10
Schaltung Contact sequence Schéma	**Typ Type Type**	Art Form	FS-Pos.	Kontakte Contacts	**Bauformen Mounting form Type de montage**								**Hauptschalter Main switch Interrupteur général**				Schaltbild Contact diagram Diagrammes		Alternativ-Typ Alternative-Type Type alternatif
Nr. No. No.					/E	/EZ	/X	/XZ	/IVS	/Z	/I	/CI19	/I/SVB	/CI19/SVB	/EA/SVB	/V/SVB	Seite-Bild-Nr. Page-Pict.-No. Page-Pict.-No.	Seite Page Page	
8363	**T5B-7-8363**	UG	3	14	+	–	+	–	–	+	–	–	–	–	–	–		3/07	
8363	**T5-7-8363**	UG	3	14	+	–	+	–	–	+	–	–	–	–	–	–		3/07	
8364	**T0-8-8364**	UG	3	16	+	+	–	+	+	+	–	–	–	–	–	–	1/13-07	2/08	
8364	**T3-8-8364**	UG	3	16	+	+	–	+	–	+	–	–	–	–	–	–	1/13-07	2/08	
8364	**T4A-8-8364**	UG	3	16	–	–	–	–	–	–	–	–	–	–	–	–	——>		T5B-8-8364
8364	**T5B-8-8364**	UG	3	16	+	–	+	–	–	+	–	–	–	–	–	–		3/07	
8364	**T5-8-8364**	UG	3	16	+	–	+	–	–	+	–	–	–	–	–	–		3/07	
8365	**T0-9-8365**	UG	3	18	+	+	–	+	+	+	–	–	–	–	–	–	1/24-13	2/78	
8365	**T3-9-8365**	UG	3	18	+	+	–	+	–	+	–	–	–	–	–	–	1/24-13	2/78	
8365	**T4A-9-8365**	UG	3	18	–	–	–	–	–	–	–	–	–	–	–	–	——>		T5B-9-8365
8365	**T5B-9-8365**	UG	3	18	+	–	+	–	–	+	–	–	–	–	–	–		3/07	
8365	**T5-9-8365**	UG	3	18	+	–	+	–	–	+	–	–	–	–	–	–		3/07	
8366	**T0-10-8366**	UG	3	20	+	+	–	+	+	+	–	–	–	–	–	–	1/25-06	2/78	
8366	**T3-10-8366**	UG	3	20	+	+	–	+	–	+	–	–	–	–	–	–	1/25-06	2/78	
8366	**T4A-10-8366**	UG	3	20	–	–	–	–	–	–	–	–	–	–	–	–	——>		T5B-10-8366
8366	**T5B-10-8366**	UG	3	20	+	–	+	–	–	+	–	–	–	–	–	–		3/07	
8366	**T5-10-8366**	UG	3	20	+	–	+	–	–	+	–	–	–	–	–	–		3/07	
8367	**T0-11-8367**	UG	3	22	+	+	–	+	+	+	–	–	–	–	–	–	1/26-08	2/78	
8367	**T3-11-8367**	UG	3	22	+	+	–	+	–	+	–	–	–	–	–	–	1/26-08	2/78	
8369	**T0-5-8369**	UW	2	10	+	+	–	+	+	+	–	–	–	–	–	–	1/06-23	2/07	
8369	**T3-5-8369**	UW	2	10	+	+	–	+	–	+	–	–	–	–	–	–	1/06-23	2/07	
8369	**T4A-5-8369**	UW	2	10	–	–	–	–	–	–	–	–	–	–	–	–	——>		T5B-5-8369
8369	**T5B-5-8369**	UW	2	10	+	–	+	–	–	+	–	–	–	–	–	–		3/06	
8369	**T5-5-8369**	UW	2	10	+	–	+	–	–	+	–	–	–	–	–	–		3/06	
8370	**T0-6-8370**	UW	2	12	+	+	–	+	+	+	–	–	–	–	–	–	1/06-28	2/07	
8370	**T3-6-8370**	UW	2	12	+	+	–	+	–	+	–	–	–	–	–	–	1/06-28	2/07	
8370	**T4A-6-8370**	UW	2	12	–	–	–	–	–	–	–	–	–	–	–	–	——>		T5B-6-8370
8370	**T5B-6-8370**	UW	2	12	+	–	+	–	–	+	–	–	–	–	–	–		3/06	
8370	**T5-6-8370**	UW	2	12	+	–	+	–	–	+	–	–	–	–	–	–		3/06	
8371	**T0-7-8371**	UW	2	14	+	+	–	+	+	+	–	–	–	–	–	–	1/07-02	2/07	
8371	**T3-7-8371**	UW	2	14	+	+	–	+	–	+	–	–	–	–	–	–	1/07-02	2/07	
8371	**T4A-7-8371**	UW	2	14	–	–	–	–	–	–	–	–	–	–	–	–	——>		T5B-7-8371
8371	**T5B-7-8371**	UW	2	14	+	–	+	–	–	+	–	–	–	–	–	–		3/06	
8371	**T5-7-8371**	UW	2	14	+	–	+	–	–	+	–	–	–	–	–	–		3/06	
8372	**T0-8-8372**	UW	2	16	+	+	–	+	+	+	–	–	–	–	–	–	1/07-05	2/07	
8372	**T3-8-8372**	UW	2	16	+	+	–	+	–	+	–	–	–	–	–	–	1/07-05	2/07	
8372	**T4A-8-8372**	UW	2	16	–	–	–	–	–	–	–	–	–	–	–	–	——>		T5B-8-8372
8372	**T5B-8-8372**	UW	2	16	+	–	+	–	–	+	–	–	–	–	–	–		3/06	
8372	**T5-8-8372**	UW	2	16	+	–	+	–	–	+	–	–	–	–	–	–		3/06	
8373	**T0-9-8373**	UW	2	18	+	+	–	+	+	+	–	–	–	–	–	–	1/24-12	2/78	
8373	**T3-9-8373**	UW	2	18	+	+	–	+	–	+	–	–	–	–	–	–	1/24-12	2/78	
8373	**T4A-9-8373**	UW	2	18	–	–	–	–	–	–	–	–	–	–	–	–	——>		T5B-9-8373
8373	**T5B-9-8373**	UW	2	18	+	–	+	–	–	+	–	–	–	–	–	–		3/06	
8373	**T5-9-8373**	UW	2	18	+	–	+	–	–	+	–	–	–	–	–	–		3/06	
8374	**T0-10-8374**	UW	2	20	+	+	–	+	+	+	–	–	–	–	–	–	1/25-05	2/78	
8374	**T3-10-8374**	UW	2	20	+	+	–	+	–	+	–	–	–	–	–	–	1/25-05	2/78	
8374	**T4A-10-8374**	UW	2	20	–	–	–	–	–	–	–	–	–	–	–	–	——>		T5B-10-8374
8374	**T5B-10-8374**	UW	2	20	+	–	+	–	–	+	–	–	–	–	–	–		3/06	
8374	**T5-10-8374**	UW	2	20	+	–	+	–	–	+	–	–	–	–	–	–		3/06	
8375	**T0-11-8375**	UW	2	22	+	+	–	+	+	+	–	–	–	–	–	–	1/26-07	2/78	
8375	**T3-11-8375**	UW	2	22	+	+	–	+	–	+	–	–	–	–	–	–	1/26-07	2/78	
8400	**T0-2-8400**	W	3	4	+	+	–	+	+	+	+	–	–	–	–	–	1/08-18	2/11	
8400	**T3-2-8400**	W	3	4	+	+	–	+	–	+	+	–	–	–	–	–	1/08-18	2/11	
8400	**T4A-2-8400**	W	3	4	–	–	–	–	–	–	–	–	–	–	–	–	——>		T5B-2-8400
8400	**T5B-2-8400**	W	3	4	+	–	+	–	–	+	+	–	–	–	–	–		3/11	
8400	**T5-2-8400**	W	3	4	+	–	+	–	–	+	–	+	–	–	–	–		3/11	
8401	**T0-3-8401**	W	3	5	+	+	–	+	+	+	+	–	–	–	–	–	1/09-11	2/11	

Standardschaltungen
Standard contact sequences / Schémas standards

1	2	3	4	5	6								7				8	9	10
Schaltung Contact sequence Schéma	**Typ** **Type** **Type**	Art Form	FS- Pos.	Kon- takte Con- tacts	**Bauformen** **Mounting form** **Type de montage**								**Hauptschalter** **Main switch** **Interrupteur général**				Schaltbild Contact diagram Diagrammes		Alternativ-Typ Alternative-Type Type alternatif
Nr. No. No.					/E	/EZ	/X	/XZ	/IVS	/Z	/I	/CI19	/I/SVB	/CI19/SVB	/EA/SVB	/V/SVB	Seite-Bild-Nr. Page-Pict.-No. Page-Pict.-No.	Seite Page Page	
8401	**T3-3-8401**	W	3	5	+	+	–	+	–	+	+	–	–	–	–	–	1/09-11	2/11	
8401	**T4A-3-8401**	W	3	5	–	–	–	–	–	–	–	–	–	–	–	–	——>		T5B-3-8401
8401	**T5B-3-8401**	W	3	5	+	–	+	–	–	+	+	–	–	–	–	–		3/11	
8401	**T5-3-8401**	W	3	5	+	–	+	–	–	+	–	+	–	–	–	–		3/11	
8402	**T0-4-8402**	W	5	7	+	+	–	+	+	+	+	–	–	–	–	–	1/18-09	2/12	
8402	**T3-4-8402**	W	5	7	+	+	–	+	–	+	+	–	–	–	–	–	1/18-09	2/12	
8410	**T0-4-8410**	YD	3	8	+	+	–	+	+	+	+	–	–	–	–	–	1/11-03	2/13	
8410	**T3-4-8410**	YD	3	8	+	+	–	+	–	+	+	–	–	–	–	–	1/11-03	2/13	
8410	**T4A-4-8410**	YD	3	8	–	–	–	–	–	–	–	–	–	–	–	–	——>		T5B-4-8410
8410	**T5B-4-8410**	YD	3	8	+	–	+	–	–	+	+	–	–	–	–	–		3/13	
8410	**T5-4-8410**	YD	3	8	+	–	+	–	–	+	–	+	–	–	–	–		3/13	
8416	**T0-5-8416**	YD	3	9	+	+	–	+	+	+	–	–	–	–	–	–	1/12-02		
8416	**T3-5-8416**	YD	3	9	+	+	–	+	–	+	–	–	–	–	–	–	1/12-02		
8417	**T0-4-8417**	YD	3	8	+	+	–	+	+	+	+	–	–	–	–	–	1/11-10	2/15	
8417	**T3-4-8417**	YD	3	8	+	+	–	+	–	+	+	–	–	–	–	–	1/11-10	2/15	
8417	**T4A-4-8417**	YD	3	8	–	–	–	–	–	–	–	–	–	–	–	–	——>		T5B-4-8417
8417	**T5B-4-8417**	YD	3	8	+	–	+	–	–	+	+	–	–	–	–	–		3/16	
8417	**T5-4-8417**	YD	3	8	+	–	+	–	–	+	–	+	–	–	–	–		3/16	
8418	**T0-4-8418**	YD	3	8	+	+	–	+	+	+	+	–	–	–	–	–	1/11-08	2/13	
8418	**T3-4-8418**	YD	3	8	+	+	–	+	–	+	+	–	–	–	–	–	1/11-08	2/13	
8418	**T4A-4-8418**	YD	3	8	–	–	–	–	–	–	–	–	–	–	–	–	——>		T5B-4-8418
8418	**T5B-4-8418**	YD	3	8	+	–	+	–	–	+	+	–	–	–	–	–		3/13	
8418	**T5-4-8418**	YD	3	8	+	–	+	–	–	+	–	+	–	–	–	–		3/13	
8419	**T0-4-8419**	YD	3	7	+	+	–	+	+	+	+	–	–	–	–	–	1/10-19	2/13	
8419	**T3-4-8419**	YD	3	7	+	+	–	+	–	+	+	–	–	–	–	–	1/10-19	2/13	
8419	**T4A-4-8419**	YD	3	7	–	–	–	–	–	–	–	–	–	–	–	–	——>		T5B-4-8419
8419	**T5B-4-8419**	YD	3	7	+	–	+	–	–	+	+	–	–	–	–	–		3/13	
8419	**T5-4-8419**	YD	3	7	+	–	+	–	–	+	–	+	–	–	–	–		3/13	
8420	**T0-7-8420**	YD	5	12	+	+	–	+	+	+	–	–	–	–	–	–	1/18-30		
8420	**T3-7-8420**	YD	5	12	+	+	–	+	–	+	–	–	–	–	–	–	1/18-30		
8420	**T4A-7-8420**	YD	5	12	–	–	–	–	–	–	–	–	–	–	–	–	——>		T5B-7-8420
8420	**T5B-7-8420**	YD	5	12	+	–	+	–	–	+	–	–	–	–	–	–			
8420	**T5-7-8420**	YD	5	12	+	–	+	–	–	+	–	–	–	–	–	–			
8425	**T0-2-8425**	HP	3	3	+	+	–	+	+	+	+	–	–	–	–	–	1/08-11	2/32	
8425	**T3-2-8425**	HP	3	3	+	+	–	+	–	+	+	–	–	–	–	–	1/08-11	2/32	
8425	**T4A-2-8425**	HP	3	3	–	–	–	–	–	–	–	–	–	–	–	–	——>		T5B-2-8425
8425	**T5B-2-8425**	HP	3	3	+	–	+	–	–	+	+	–	–	–	–	–		3/35	
8425	**T5-2-8425**	HP	3	3	+	–	+	–	–	+	–	+	–	–	–	–		3/35	
8426	**T0-3-8426**	HP	5	6	+	+	–	+	+	+	+	–	–	–	–	–	1/18-03	2/32	
8426	**T3-3-8426**	HP	5	6	+	+	–	+	–	+	+	–	–	–	–	–	1/18-03	2/32	
8426	**T4A-3-8426**	HP	5	6	–	–	–	–	–	–	–	–	–	–	–	–	——>		T5B-3-8426
8426	**T5B-3-8426**	HP	5	6	+	–	+	–	–	+	+	–	–	–	–	–		3/35	
8426	**T5-3-8426**	HP	5	6	+	–	+	–	–	+	–	+	–	–	–	–		3/35	
8439	**T0-4-8439**	PD	3	8	+	+	–	+	+	+	+	–	–	–	–	–	1/11-09	2/17	
8439	**T3-4-8439**	PD	3	8	+	+	–	+	–	+	+	–	–	–	–	–	1/11-09	2/17	
8439	**T4A-4-8439**	PD	3	8	–	–	–	–	–	–	–	–	–	–	–	–	——>		T5B-4-8439
8439	**T5B-4-8439**	PD	3	8	+	–	+	–	–	+	+	–	–	–	–	–		3/18	
8439	**T5-4-8439**	PD	3	8	+	–	+	–	–	+	–	+	–	–	–	–		3/18	
8440	**T0-4-8440**	PD	3	8	+	+	–	+	+	+	+	–	–	–	–	–	1/11-05	2/17	
8440	**T3-4-8440**	PD	3	8	+	+	–	+	–	+	+	–	–	–	–	–	1/11-05	2/17	
8440	**T4A-4-8440**	PD	3	8	–	–	–	–	–	–	–	–	–	–	–	–	——>		T5B-4-8440
8440	**T5B-4-8440**	PD	3	8	+	–	+	–	–	+	+	–	–	–	–	–		3/18	
8440	**T5-4-8440**	PD	3	8	+	–	+	–	–	+	–	+	–	–	–	–		3/18	
8441	**T0-4-8441**	PD	3	8	+	+	–	+	+	+	+	–	–	–	–	–	1/11-04	2/19	
8441	**T3-4-8441**	PD	3	8	+	+	–	+	–	+	+	–	–	–	–	–	1/11-04	2/19	
8441	**T4A-4-8441**	PD	3	8	–	–	–	–	–	–	–	–	–	–	–	–	——>		T5B-4-8441
8441	**T5B-4-8441**	PD	3	8	+	–	+	–	–	+	+	–	–	–	–	–		3/20	

1	2	3	4	5	6								7				8	9	10
Schaltung Contact sequence Schéma	**Typ** **Type** **Type**	Art Form	FS- Pos.	Kon- takte Con- tacts	**Bauformen** **Mounting form** **Type de montage**								**Hauptschalter** **Main switch** **Interrupteur général**				Schaltbild Contact diagram Diagrammes		Alternativ-Typ Alternative-Type Type alternatif
Nr. No. No.					/E	/EZ	/X	/XZ	/IVS	/Z	/I	/CI19	/I/SVB	/CI19/SVB	/EA/SVB	/V/SVB	Seite-Bild-Nr. Page-Pict.-No. Page-Pict.-No.	Seite Page Page	
8441	**T5-4-8441**	PD	3	8	+	–	+	–	–	+	–	+	–	–	–	–		3/20	
8442	**T0-6-8442**	PD	5	12	+	+	–	+	+	+	–	–	–	–	–	–	1/19-03		
8442	**T3-6-8442**	PD	5	12	+	+	–	+	–	+	–	–	–	–	–	–	1/19-03		
8442	**T4A-7-8442**	PD	5	12	–	–	–	–	–	–	–	–	–	–	–	–	——————>		T5B-7-8442
8442	**T5B-7-8442**	PD	5	12	+	–	+	–	–	+	–	–	–	–	–	–			
8442	**T5-7-8442**	PD	5	12	+	–	+	–	–	+	–	–	–	–	–	–			
8443	**T0-4-8443**	PD	6	8	+	+	–	+	+	+	+	–	–	–	–	–	1/20-08	2/17	
8443	**T3-4-8443**	PD	6	8	+	+	–	+	–	+	+	–	–	–	–	–	1/20-08	2/17	
8443	**T4A-5-8443**	PD	6	8	–	–	–	–	–	–	–	–	–	–	–	–	——————>		T5B-5-8443
8443	**T5B-5-8443**	PD	6	8	+	–	+	–	–	+	–	–	–	–	–	–		3/18	
8443	**T5-5-8443**	PD	6	8	+	–	+	–	–	+	–	–	–	–	–	–		3/18	
8444	**T0-5-8444**	PD	3	10	+	+	–	+	+	+	–	–	–	–	–	–	1/12-17	2/17	
8444	**T3-5-8444**	PD	3	10	+	+	–	+	–	+	–	–	–	–	–	–	1/12-17	2/17	
8444	**T4A-5-8444**	PD	3	10	–	–	–	–	–	–	–	–	–	–	–	–	——————>		T5B-5-8444
8444	**T5B-5-8444**	PD	3	10	+	–	+	–	–	+	–	–	–	–	–	–		3/18	
8444	**T5-5-8444**	PD	3	10	+	–	+	–	–	+	–	–	–	–	–	–		3/18	
8445	**T4A-6-8445**	YD	4	11	–	–	–	–	–	–	–	–	–	–	–	–	——————>		T5B-6-8445
8445	**T5B-6-8445**	YD	4	11	+	–	+	–	–	+	–	–	–	–	–	–			
8445	**T5-6-8445**	YD	4	11	+	–	+	–	–	+	–	–	–	–	–	–			
8446	**T0-8-8446**	PY	7	15	+	+	–	+	+	+	–	–	–	–	–	–	1/21-16	2/20	
8446	**T3-8-8446**	PY	7	15	+	+	–	+	–	+	–	–	–	–	–	–	1/21-16	2/20	
8449	**T0-6-8449**	UP	4	11	+	+	–	+	+	+	–	–	–	–	–	–	1/16-05	2/22	
8449	**T3-6-8449**	UP	4	11	+	+	–	+	–	+	–	–	–	–	–	–	1/16-05	2/22	
8449	**T4A-6-8449**	UP	4	11	–	–	–	–	–	–	–	–	–	–	–	–	——————>		T5B-6-8449
8449	**T5B-6-8449**	UP	4	11	+	–	+	–	–	+	–	–	–	–	–	–		3/23	
8449	**T5-6-8449**	UP	4	11	+	–	+	–	–	+	–	–	–	–	–	–		3/23	
8450	**T0-4-8450**	UP	3	7	+	+	–	+	+	+	+	–	–	–	–	–	1/10-20	2/22	
8450	**T3-4-8450**	UP	3	7	+	+	–	+	–	+	+	–	–	–	–	–	1/10-20	2/22	
8450	**T4A-4-8450**	UP	3	7	–	–	–	–	–	–	–	–	–	–	–	–	——————>		T5B-4-8450
8450	**T5B-4-8450**	UP	3	7	+	–	+	–	–	+	+	–	–	–	–	–		3/23	
8450	**T5-4-8450**	UP	3	7	+	–	+	–	–	+	–	+	–	–	–	–		3/23	
8451	**T0-3-8451**	UP	3	6	+	+	–	+	+	+	+	–	–	–	–	–	1/09-22		
8451	**T3-3-8451**	UP	3	6	+	+	–	+	–	+	+	–	–	–	–	–	1/09-22		
8451	**T4A-3-8451**	UP	3	6	–	–	–	–	–	–	–	–	–	–	–	–	——————>		T5B-3-8451
8451	**T5B-3-8451**	UP	3	6	+	–	+	–	–	+	+	–	–	–	–	–			
8451	**T5-3-8451**	UP	3	6	+	–	+	–	–	+	–	+	–	–	–	–			
8453	**T0-5-8453**	UP	5	10	+	+	–	+	+	+	–	–	–	–	–	–	1/18-16	2/23	
8453	**T3-5-8453**	UP	5	10	+	+	–	+	–	+	–	–	–	–	–	–	1/18-16	2/23	
8453	**T4A-5-8453**	UP	5	10	–	–	–	–	–	–	–	–	–	–	–	–	——————>		T5B-5-8453
8453	**T5B-5-8453**	UP	5	10	+	–	+	–	–	+	–	–	–	–	–	–		3/24	
8453	**T5-5-8453**	UP	5	10	+	–	+	–	–	+	–	–	–	–	–	–		3/24	
8454	**T0-8-8454**	UP	5	16	+	+	–	+	+	+	–	–	–	–	–	–	1/19-16	2/23	
8454	**T3-8-8454**	UP	5	16	+	+	–	+	–	+	–	–	–	–	–	–	1/19-16	2/23	
8454	**T4A-8-8454**	UP	5	16	–	–	–	–	–	–	–	–	–	–	–	–	——————>		T5B-8-8454
8454	**T5B-8-8454**	UP	5	16	+	–	+	–	–	+	–	–	–	–	–	–		3/24	
8454	**T5-8-8454**	UP	5	16	+	–	+	–	–	+	–	–	–	–	–	–		3/24	
8455	**T0-6-8455**	UP	4	11	+	+	–	+	+	+	–	–	–	–	–	–	1/16-11	2/24	
8455	**T3-6-8455**	UP	4	11	+	+	–	+	–	+	–	–	–	–	–	–	1/16-11	2/24	
8455	**T4A-6-8455**	UP	4	11	–	–	–	–	–	–	–	–	–	–	–	–	——————>		T5B-6-8455
8455	**T5B-6-8455**	UP	4	11	+	–	+	–	–	+	–	–	–	–	–	–		3/25	
8455	**T5-6-8455**	UP	4	11	+	–	+	–	–	+	–	–	–	–	–	–		3/25	
8456	**T0-8-8456**	UP	7	15	+	+	–	+	+	+	–	–	–	–	–	–	1/21-17	2/30	
8456	**T3-8-8456**	UP	7	15	+	+	–	+	–	+	–	–	–	–	–	–	1/21-17	2/30	
8456	**T4A-9-8456**	UP	7	15	–	–	–	–	–	–	–	–	–	–	–	–	——————>		T5B-9-8456
8456	**T5B-9-8456**	UP	7	15	+	–	+	–	–	+	–	–	–	–	–	–		3/31	
8456	**T5-9-8456**	UP	7	15	+	–	+	–	–	+	–	–	–	–	–	–		3/31	
8457	**T0-6-8457**	SU	4	11	+	+	–	+	+	+	–	–	–	–	–	–	1/16-10		

Standardschaltungen
Standard contact sequences / Schémas standards

1	2	3	4	5	6								7				8	9	10
Schaltung Contact sequence Schéma	**Typ** **Type** **Type**	Art Form	FS- Pos.	Kon- takte Con- tacts	**Bauformen** **Mounting form** **Type de montage**								**Hauptschalter** **Main switch** **Interrupteur général**				Schaltbild Contact diagram Diagrammes		Alternativ-Typ Alternative-Type Type alternatif
Nr. No. No.					**/E**	**/EZ**	**/X**	**/XZ**	**/IVS**	**/Z**	**/I**	**/CI19**	**/I/SVB**	**/CI19/SVB**	**/EA/SVB**	**/V/SVB**	Seite-Bild-Nr. Page-Pict.-No. Page-Pict.-No.	Seite Page Page	
8457	**T3-6-8457**	SU	4	11	+	+	–	+	–	+	–	–	–	–	–	–	1/16-10		
8457	**T4A-6-8457**	SU	4	11	–	–	–	–	–	–	–	–	–	–	–	–	——>		T5B-6-8457
8457	**T5B-6-8457**	SU	4	11	+	–	+	–	–	+	–	–	–	–	–	–			
8457	**T5-6-8457**	SU	4	11	+	–	+	–	–	+	–	–	–	–	–	–			
8458	**T0-8-8458**	UP	7	15	+	+	–	+	+	+	–	–	–	–	–	–	1/21-18	2/30	
8458	**T3-8-8458**	UP	7	15	+	+	–	+	–	+	–	–	–	–	–	–	1/21-18	2/30	
8458	**T4A-9-8458**	UP	7	15	–	–	–	–	–	–	–	–	–	–	–	–	——>		T5B-9-8458
8458	**T5B-9-8458**	UP	7	15	+	–	+	–	–	+	–	–	–	–	–	–		3/31	
8458	**T5-9-8458**	UP	7	15	+	–	+	–	–	+	–	–	–	–	–	–		3/31	
8459	**T0-6-8459**	UP	4	11	+	+	–	+	+	+	–	–	–	–	–	–	1/16-12	2/26	
8459	**T3-6-8459**	UP	4	11	+	+	–	+	–	+	–	–	–	–	–	–	1/16-12	2/26	
8459	**T4A-6-8459**	UP	4	11	–	–	–	–	–	–	–	–	–	–	–	–	——>		T5B-6-8459
8459	**T5B-6-8459**	UP	4	11	+	–	+	–	–	+	–	–	–	–	–	–		3/27	
8459	**T5-6-8459**	UP	4	11	+	–	+	–	–	+	–	–	–	–	–	–		3/27	
8460	**T0-8-8460**	UP	7	15	+	+	–	+	+	+	–	–	–	–	–	–	1/21-15	2/30	
8460	**T3-8-8460**	UP	7	15	+	+	–	+	–	+	–	–	–	–	–	–	1/21-15	2/30	
8460	**T4A-8-8460**	UP	7	15	–	–	–	–	–	–	–	–	–	–	–	–	——>		T5B-8-8460
8460	**T5B-8-8460**	UP	7	15	+	–	+	–	–	+	–	–	–	–	–	–		3/31	
8460	**T5-8-8460**	UP	7	15	+	–	+	–	–	+	–	–	–	–	–	–		3/31	
8464	**T0-6-8464**	SP	6	11	+	+	–	+	+	+	–	–	–	–	–	–	1/20-14	2/77	
8464	**T3-6-8464**	SP	6	11	+	+	–	+	–	+	–	–	–	–	–	–	1/20-14	2/77	
8476	**T0-6-8476**	SU	3	12	+	+	–	+	+	+	–	–	–	–	–	–	1/12-23	2/47	
8476	**T3-6-8476**	SU	3	12	+	+	–	+	–	+	–	–	–	–	–	–	1/12-23	2/47	
8476	**T4A-6-8476**	SU	3	12	–	–	–	–	–	–	–	–	–	–	–	–	——>		T5B-6-8476
8476	**T5B-6-8476**	SU	3	12	+	–	+	–	–	+	–	–	–	–	–	–		3/52	
8476	**T5-6-8476**	SU	3	12	+	–	+	–	–	+	–	–	–	–	–	–		3/52	
8477	**T0-8-8477**	SU	4	16	+	+	–	+	+	+	–	–	–	–	–	–	1/17-16	2/47	
8477	**T3-8-8477**	SU	4	16	+	+	–	+	–	+	–	–	–	–	–	–	1/17-16	2/47	
8477	**T4A-8-8477**	SU	4	16	–	–	–	–	–	–	–	–	–	–	–	–	——>		T5B-8-8477
8477	**T5B-8-8477**	SU	4	16	+	–	+	–	–	+	–	–	–	–	–	–		3/53	
8477	**T5-8-8477**	SU	4	16	+	–	+	–	–	+	–	–	–	–	–	–		3/53	
8478	**T0-10-8478**	SU	5	20	+	+	–	+	+	+	–	–	–	–	–	–	1/25-08	2/86	
8478	**T3-10-8478**	SU	5	20	+	+	–	+	–	+	–	–	–	–	–	–	1/25-08	2/86	
8478	**T4A-10-8478**	SU	5	20	–	–	–	–	–	–	–	–	–	–	–	–	——>		T5B-10-8478
8478	**T5B-10-8478**	SU	5	20	+	–	+	–	–	+	–	–	–	–	–	–		3/53	
8478	**T5-10-8478**	SU	5	20	+	–	+	–	–	+	–	–	–	–	–	–		3/53	
8480	**T0-4-8480**	SU	3	8	+	+	–	+	+	+	+	–	–	–	–	–	1/11-06	2/47	
8480	**T3-4-8480**	SU	3	8	+	+	–	+	–	+	+	–	–	–	–	–	1/11-06	2/47	
8480	**T4A-4-8480**	SU	3	8	–	–	–	–	–	–	–	–	–	–	–	–	——>		T5B-4-8480
8480	**T5B-4-8480**	SU	3	8	+	–	+	–	–	+	+	–	–	–	–	–		3/08,52	
8480	**T5-4-8480**	SU	3	8	+	–	+	–	–	+	–	+	–	–	–	–		3/08,52	
8481	**T0-6-8481**	SU	4	12	+	+	–	+	+	+	–	–	–	–	–	–	1/16-13	2/47	
8481	**T3-6-8481**	SU	4	12	+	+	–	+	–	+	–	–	–	–	–	–	1/16-13	2/47	
8481	**T4A-6-8481**	SU	4	12	–	–	–	–	–	–	–	–	–	–	–	–	——>		T5B-6-8481
8481	**T5B-6-8481**	SU	4	12	+	–	+	–	–	+	–	–	–	–	–	–		3/52	
8481	**T5-6-8481**	SU	4	12	+	–	+	–	–	+	–	–	–	–	–	–		3/52	
8482	**T0-8-8482**	SU	5	16	+	+	–	+	+	+	–	–	–	–	–	–	1/19-14	2/47	
8482	**T3-8-8482**	SU	5	16	+	+	–	+	–	+	–	–	–	–	–	–	1/19-14	2/47	
8482	**T4A-10-8482**	SU	5	16	–	–	–	–	–	–	–	–	–	–	–	–	——>		T5B-10-8482
8482	**T5B-10-8482**	SU	5	16	+	–	+	–	–	+	–	–	–	–	–	–		3/52	
8482	**T5-10-8482**	SU	5	16	+	–	+	–	–	+	–	–	–	–	–	–		3/52	
8483	**T0-10-8483**	SU	6	20	+	+	–	+	+	+	–	–	–	–	–	–	1/25-10	2/86	
8483	**T3-10-8483**	SU	6	20	+	+	–	+	–	+	–	–	–	–	–	–	1/25-10	2/86	
8484	**T0-8-8484**	SU	3	15	+	+	–	+	+	+	–	–	–	–	–	–	1/13-05	2/48	
8484	**T3-8-8484**	SU	3	15	+	+	–	+	–	+	–	–	–	–	–	–	1/13-05	2/48	
8484	**T4A-8-8484**	SU	3	15	–	–	–	–	–	–	–	–	–	–	–	–	——>		T5B-8-8484
8484	**T5B-8-8484**	SU	3	15	+	–	+	–	–	+	–	–	–	–	–	–		3/54	

1	2	3	4	5	6								7				8	9	10
Schaltung Contact sequence Schéma	Typ Type Type	Art Form	FS-Pos.	Kon-takte Con-tacts	Bauformen Mounting form Type de montage								Hauptschalter Main switch Interrupteur général				Schaltbild Contact diagram Diagrammes		Alternativ-Typ Alternative-Type Type alternatif
Nr. No. No.					/E	/EZ	/X	/XZ	/IVS	/Z	/I	/CI19	/I/SVB	/CI19/SVB	/EA/SVB	/V/SVB	Seite-Bild-Nr. Page-Pict.-No. Page-Pict.-No.	Seite Page Page	
8484	**T5-8-8484**	SU	3	15	+	–	+	–	–	+	–	–	–	–	–	–		3/54	
8485	**T0-10-8485**	SU	4	20	+	+	–	+	+	+	–	–	–	–	–	–	1/25-07	2/86	
8485	**T3-10-8485**	SU	4	20	+	+	–	+	–	+	–	–	–	–	–	–	1/25-07	2/86	
8485	**T4A-10-8485**	SU	4	20	–	–	–	–	–	–	–	–	–	–	–	–	——————>		T5B-10-8485
8485	**T5B-10-8485**	SU	4	20	+	–	+	–	–	+	–	–	–	–	–	–		3/54	
8485	**T5-10-8485**	SU	4	20	+	–	+	–	–	+	–	–	–	–	–	–		3/54	
8486	**T0-5-8486**	SU	3	10	+	+	–	+	+	+	–	–	–	–	–	–	1/12-15	2/48	
8486	**T3-5-8486**	SU	3	10	+	+	–	+	–	+	–	–	–	–	–	–	1/12-15	2/48	
8486	**T4A-5-8486**	SU	3	10	–	–	–	–	–	–	–	–	–	–	–	–	——————>		T5B-5-8486
8486	**T5B-5-8486**	SU	3	10	+	–	+	–	–	+	–	–	–	–	–	–		3/53	
8486	**T5-5-8486**	SU	3	10	+	–	+	–	–	+	–	–	–	–	–	–		3/53	
8487	**T0-8-8487**	SU	4	15	+	+	–	+	+	+	–	–	–	–	–	–	1/17-15	2/48	
8487	**T3-8-8487**	SU	4	15	+	+	–	+	–	+	–	–	–	–	–	–	1/17-15	2/48	
8487	**T4A-8-8487**	SU	4	15	–	–	–	–	–	–	–	–	–	–	–	–	——————>		T5B-8-8487
8487	**T5B-8-8487**	SU	4	15	+	–	+	–	–	+	–	–	–	–	–	–		3/54	
8487	**T5-8-8487**	SU	4	15	+	–	+	–	–	+	–	–	–	–	–	–		3/54	
8488	**T0-10-8488**	SU	5	20	+	+	–	+	+	+	–	–	–	–	–	–	1/25-09	2/86	
8488	**T3-10-8488**	SU	5	20	+	+	–	+	–	+	–	–	–	–	–	–	1/25-09	2/86	
8489	**T0-9-8489**	SU	3	18	+	+	–	+	+	+	–	–	–	–	–	–	1/24-14	2/87	
8489	**T3-9-8489**	SU	3	18	+	+	–	+	–	+	–	–	–	–	–	–	1/24-14	2/87	
8489	**T4A-9-8489**	SU	3	18	–	–	–	–	–	–	–	–	–	–	–	–	——————>		T5B-9-8489
8489	**T5B-9-8489**	SU	3	18	+	–	+	–	–	+	–	–	–	–	–	–		3/55	
8489	**T5-9-8489**	SU	3	18	+	–	+	–	–	+	–	–	–	–	–	–		3/55	
8491	**T0-6-8491**	SU	3	12	+	+	–	+	+	+	–	–	–	–	–	–	1/12-25	2/48	
8491	**T3-6-8491**	SU	3	12	+	+	–	+	–	+	–	–	–	–	–	–	1/12-25	2/48	
8491	**T4A-6-8491**	SU	3	12	–	–	–	–	–	–	–	–	–	–	–	–	——————>		T5B-6-8491
8491	**T5B-6-8491**	SU	3	12	+	–	+	–	–	+	–	–	–	–	–	–		3/55	
8491	**T5-6-8491**	SU	3	12	+	–	+	–	–	+	–	–	–	–	–	–		3/55	
8492	**T0-9-8492**	SU	4	18	+	+	–	+	+	+	–	–	–	–	–	–	1/24-15	2/87	
8492	**T3-9-8492**	SU	4	18	+	+	–	+	–	+	–	–	–	–	–	–	1/24-15	2/87	
8492	**T4A-9-8492**	SU	4	18	–	–	–	–	–	–	–	–	–	–	–	–	——————>		T5B-9-8492
8492	**T5B-9-8492**	SU	4	18	+	–	+	–	–	+	–	–	–	–	–	–		3/55	
8492	**T5-9-8492**	SU	4	18	+	–	+	–	–	+	–	–	–	–	–	–		3/55	
8494	**T0-11-8494**	SU	3	21	+	+	–	+	+	+	–	–	–	–	–	–	1/25-16	2/87	
8494	**T3-11-8494**	SU	3	21	+	+	–	+	–	+	–	–	–	–	–	–	1/25-16	2/87	
8495	**T0-7-8495**	SU	3	14	+	+	–	+	+	+	–	–	–	–	–	–	1/13-04	2/48	
8495	**T3-7-8495**	SU	3	14	+	+	–	+	–	+	–	–	–	–	–	–	1/13-04	2/48	
8495	**T4A-7-8495**	SU	3	14	–	–	–	–	–	–	–	–	–	–	–	–	——————>		T5B-7-8495
8495	**T5B-7-8495**	SU	3	14	+	–	+	–	–	+	–	–	–	–	–	–		3/55	
8495	**T5-7-8495**	SU	3	14	+	–	+	–	–	+	–	–	–	–	–	–		3/55	
8496	**T0-11-8496**	SU	4	21	+	+	–	+	+	+	–	–	–	–	–	–	1/25-17	2/87	
8496	**T3-11-8496**	SU	4	21	+	+	–	+	–	+	–	–	–	–	–	–	1/25-17	2/87	
8498	**T0-8-8498**	SU	3	16	+	+	–	+	+	+	–	–	–	–	–	–	1/13-06	2/48	
8498	**T3-8-8498**	SU	3	16	+	+	–	+	–	+	–	–	–	–	–	–	1/13-06	2/48	
8498	**T4A-8-8498**	SU	3	16	–	–	–	–	–	–	–	–	–	–	–	–	——————>		T5B-8-8498
8498	**T5B-8-8498**	SU	3	16	+	–	+	–	–	+	–	–	–	–	–	–		3/08,55	
8498	**T5-8-8498**	SU	3	16	+	–	+	–	–	+	–	–	–	–	–	–		3/08,55	
8512	**T0-2-8512**	ST	4	3	+	+	–	+	+	+	+	–	–	–	–	–	1/13-28	2/69	
8512	**T3-2-8512**	ST	4	3	+	+	–	+	–	+	+	–	–	–	–	–	1/13-28	2/69	
8513	**T0-2-8513**	ST	3	4	+	+	–	+	+	+	+	–	–	–	–	–	1/08-37	2/69	
8513	**T3-2-8513**	ST	3	4	+	+	–	+	–	+	+	–	–	–	–	–	1/08-37	2/69	
8515	**T0-2-8515**	ST	3	4	+	+	–	+	+	+	+	–	–	–	–	–	1/08-40	2/70	
8515	**T3-2-8515**	ST	3	4	+	+	–	+	–	+	+	–	–	–	–	–	1/08-40	2/70	
8516	**T0-1-8516**	SE	3	2	+	+	–	+	+	+	+	–	–	–	–	–	1/07-08	2/34	
8516	**T3-1-8516**	SE	3	2	+	+	–	+	–	+	+	–	–	–	–	–	1/07-08	2/34	
8517	**T0-2-8517**	SE	3	3	+	+	–	+	+	+	+	–	–	–	–	–	1/08-04	2/34	
8517	**T3-2-8517**	SE	3	3	+	+	–	+	–	+	+	–	–	–	–	–	1/08-04	2/34	

Standardschaltungen
Standard contact sequences / Schémas standards

1	2	3	4	5	6								7				8	9	10
Schaltung Contact sequence Schéma	**Typ** **Type** **Type**	Art Form	FS- Pos.	Kon- takte Con- tacts	**Bauformen** **Mounting form** **Type de montage**								**Hauptschalter** **Main switch** **Interrupteur général**				Schaltbild Contact diagram Diagrammes		Alternativ-Typ Alternative-Type Type alternatif
Nr. No. No.					/E	/EZ	/X	/XZ	/IVS	/Z	/I	/CI19	/I/SVB	/CI19/SVB	/EA/SVB	/V/SVB	Seite-Bild-Nr. Page-Pict.-No. Page-Pict.-No.	Seite Page Page	
8521	**T0-2-8521**	ST	3	4	+	+	–	+	+	+	+	–	–	–	–	–	1/08-39	2/70	
8521	**T3-2-8521**	ST	3	4	+	+	–	+	–	+	+	–	–	–	–	–	1/08-39	2/70	
8527	**T0-2-8527**	SE	3	4	+	+	–	+	+	+	+	–	–	–	–	–	1/08-31	2/72	
8527	**T3-2-8527**	SE	3	4	+	+	–	+	–	+	+	–	–	–	–	–	1/08-31	2/72	
8529	**T0-6-8529**	SE	2	12	+	+	–	+	+	+	–	–	–	–	–	–	1/06-29	2/73	
8529	**T3-6-8529**	SE	2	12	+	+	–	+	–	+	–	–	–	–	–	–	1/06-29	2/73	
8531	**T0-5-8531**	SE	3	10	+	+	–	+	+	+	–	–	–	–	–	–	1/12-13	2/73	
8531	**T3-5-8531**	SE	3	10	+	+	–	+	–	+	–	–	–	–	–	–	1/12-13	2/73	
8532	**T0-5-8532**	MU	4	9	+	+	–	+	+	+	–	–	–	–	–	–	1/15-26	2/64	
8532	**T3-5-8532**	MU	4	9	+	+	–	+	–	+	–	–	–	–	–	–	1/15-26	2/64	
8533	**T0-5-8533**	SE	6	10	+	+	–	+	+	+	–	–	–	–	–	–	1/20-10	2/74	
8533	**T3-5-8533**	SE	6	10	+	+	–	+	–	+	–	–	–	–	–	–	1/20-10	2/74	
8535	**T0-5-8535**	SE	4	10	+	+	–	+	+	+	–	–	–	–	–	–	1/15-30	2/74	
8535	**T3-5-8535**	SE	4	10	+	+	–	+	–	+	–	–	–	–	–	–	1/15-30	2/74	
8536	**T0-4-8536**	ST	2	8	+	+	–	+	+	+	–	–	–	–	–	–	1/06-16	2/66	
8536	**T3-4-8536**	ST	2	8	+	+	–	+	–	+	–	–	–	–	–	–	1/06-16	2/66	
8537	**T0-2-8537**	SE	2	4	+	+	–	+	+	+	+	–	–	–	–	–	1/05-19	2/74	
8537	**T3-2-8537**	SE	2	4	+	+	–	+	–	+	+	–	–	–	–	–	1/05-19	2/74	
8566	**T0-1-8566**	US	4	2	+	+	–	+	+	+	+	–	–	–	–	–	1/13-22	2/75	T0-1-15113
8566	**T3-1-8566**	US	4	2	+	+	–	+	–	+	+	–	–	–	–	–	1/13-22	2/75	T3-1-15113
8601	**T0-6-8601**	UP	4	12	+	+	–	+	+	+	–	–	–	–	–	–	1/16-15	2/27	
8601	**T3-6-8601**	UP	4	12	+	+	–	+	–	+	–	–	–	–	–	–	1/16-15	2/27	
8601	**T4A-6-8601**	UP	4	12	–	–	–	–	–	–	–	–	–	–	–	–	——————>		T5B-6-8601
8601	**T5B-6-8601**	UP	4	12	+	–	+	–	–	+	–	–	–	–	–	–		3/28	
8601	**T5-6-8601**	UP	4	12	+	–	+	–	–	+	–	–	–	–	–	–		3/28	
8602	**T0-6-8602**	UP	4	12	+	+	–	+	+	+	–	–	–	–	–	–	1/16-16	2/27	
8602	**T3-6-8602**	UP	4	12	+	+	–	+	–	+	–	–	–	–	–	–	1/16-16	2/27	
8602	**T4A-6-8602**	UP	4	12	–	–	–	–	–	–	–	–	–	–	–	–	——————>		T5B-6-8602
8602	**T5B-6-8602**	UP	4	12	+	–	+	–	–	+	–	–	–	–	–	–		3/28	
8602	**T5-6-8602**	UP	4	12	+	–	+	–	–	+	–	–	–	–	–	–		3/28	
8603	**T0-6-8603**	UP	4	12	+	+	–	+	+	+	–	–	–	–	–	–	1/16-17	2/27	
8603	**T3-6-8603**	UP	4	12	+	+	–	+	–	+	–	–	–	–	–	–	1/16-17	2/27	
8604	**T0-8-8604**	UP	5	16	+	+	–	+	+	+	–	–	–	–	–	–	1/19-15	2/31	
8604	**T3-8-8604**	UP	5	16	+	+	–	+	–	+	–	–	–	–	–	–	1/19-15	2/31	
8605	**T0-6-8605**	UP	4	12	+	+	–	+	+	+	–	–	–	–	–	–	1/16-18	2/28	
8605	**T3-6-8605**	UP	4	12	+	+	–	+	–	+	–	–	–	–	–	–	1/16-18	2/28	
8605	**T4A-6-8605**	UP	4	12	–	–	–	–	–	–	–	–	–	–	–	–	——————>		T5B-6-8605
8605	**T5B-6-8605**	UP	4	12	+	–	+	–	–	+	–	–	–	–	–	–		3/29	
8605	**T5-6-8605**	UP	4	12	+	–	+	–	–	+	–	–	–	–	–	–		3/29	
8606	**T0-7-8606**	UP	4	13	+	+	–	+	+	+	–	–	–	–	–	–	1/17-02	2/28	
8606	**T3-7-8606**	UP	4	13	+	+	–	+	–	+	–	–	–	–	–	–	1/17-02	2/28	
8606	**T4A-7-8606**	UP	4	13	–	–	–	–	–	–	–	–	–	–	–	–	——————>		T5B-7-8606
8606	**T5B-7-8606**	UP	4	13	+	–	+	–	–	+	–	–	–	–	–	–		3/29	
8606	**T5-7-8606**	UP	4	13	+	–	+	–	–	+	–	–	–	–	–	–		3/29	
8607	**T0-6-8607**	UP	4	12	+	+	–	+	+	+	–	–	–	–	–	–	1/16-19	2/28	
8607	**T3-6-8607**	UP	4	12	+	+	–	+	–	+	–	–	–	–	–	–	1/16-19	2/28	
8607	**T4A-6-8607**	UP	4	12	–	–	–	–	–	–	–	–	–	–	–	–	——————>		T5B-6-8607
8607	**T5B-6-8607**	UP	4	12	+	–	+	–	–	+	–	–	–	–	–	–		3/29	
8607	**T5-6-8607**	UP	4	12	+	–	+	–	–	+	–	–	–	–	–	–		3/29	
8608	**T0-7-8608**	UP	4	13	+	+	–	+	+	+	–	–	–	–	–	–	1/17-03	2/28	
8608	**T3-7-8608**	UP	4	13	+	+	–	+	–	+	–	–	–	–	–	–	1/17-03	2/28	
8608	**T4A-7-8608**	UP	4	13	–	–	–	–	–	–	–	–	–	–	–	–	——————>		T5B-7-8608
8608	**T5B-7-8608**	UP	4	13	+	–	+	–	–	+	–	–	–	–	–	–		3/29	
8608	**T5-7-8608**	UP	4	13	+	–	+	–	–	+	–	–	–	–	–	–		3/29	
8609	**T0-6-8609**	UP	4	12	+	+	–	+	+	+	–	–	–	–	–	–	1/16-20	2/28	
8609	**T3-6-8609**	UP	4	12	+	+	–	+	–	+	–	–	–	–	–	–	1/16-20	2/28	
8609	**T4A-6-8609**	UP	4	12	–	–	–	–	–	–	–	–	–	–	–	–	——————>		T5B-6-8609

1	2	3	4	5	6								7				8	9	10
Schaltung Contact sequence Schéma	**Typ Type Type**	Art Form	FS-Pos.	Kon-takte Con-tacts	**Bauformen Mounting form Type de montage**								**Hauptschalter Main switch Interrupteur général**				Schaltbild Contact diagram Diagrammes		Alternativ-Typ Alternative-Type Type alternatif
Nr. No. No.					/E	/EZ	/X	/XZ	/IVS	/Z	/I	/CI19	/I/SVB	/CI19/SVB	/EA/SVB	/V/SVB	Seite-Bild-Nr. Page-Pict.-No. Page-Pict.-No.	Seite Page Page	
8609	**T5B-6-8609**	UP	4	12	+	–	+	–	–	+	–	–	–	–	–	–		3/29	
8609	**T5-6-8609**	UP	4	12	+	–	+	–	–	+	–	–	–	–	–	–		3/29	
8610	**T0-7-8610**	UP	4	13	+	+	–	+	+	+	–	–	–	–	–	–	1/17-04	2/28	
8610	**T3-7-8610**	UP	4	13	+	+	–	+	–	+	–	–	–	–	–	–	1/17-04	2/28	
8610	**T4A-7-8610**	UP	4	13	–	–	–	–	–	–	–	–	–	–	–	–	——————>		T5B-7-8610
8610	**T5B-7-8610**	UP	4	13	+	–	+	–	–	+	–	–	–	–	–	–		3/29	
8610	**T5-7-8610**	UP	4	13	+	–	+	–	–	+	–	–	–	–	–	–		3/29	
8611	**T0-10-8611**	PD	5	20	+	+	–	+	+	+	–	–	–	–	–	–		2/80	
8611	**T3-10-8611**	PD	5	20	+	+	–	+	–	+	–	–	–	–	–	–		2/80	
8612	**T0-10-8612**	PD	5	20	+	+	–	+	+	+	–	–	–	–	–	–		2/80	
8612	**T3-10-8612**	PD	5	20	+	+	–	+	–	+	–	–	–	–	–	–		2/80	
8613	**T0-6-8613**	UP	4	12	+	+	–	+	+	+	–	–	–	–	–	–	1/16-21	2/29	
8613	**T3-6-8613**	UP	4	12	+	+	–	+	–	+	–	–	–	–	–	–	1/16-21	2/29	
8613	**T4A-6-8613**	UP	4	12	–	–	–	–	–	–	–	–	–	–	–	–	——————>		T5B-6-8613
8613	**T5B-6-8613**	UP	4	12	+	–	+	–	–	+	–	–	–	–	–	–		3/30	
8613	**T5-6-8613**	UP	4	12	+	–	+	–	–	+	–	–	–	–	–	–		3/30	
8614	**T0-7-8614**	UP	4	13	+	+	–	+	+	+	–	–	–	–	–	–	1/17-05	2/29	
8614	**T3-7-8614**	UP	4	13	+	+	–	+	–	+	–	–	–	–	–	–	1/17-05	2/29	
8614	**T4A-7-8614**	UP	4	13	–	–	–	–	–	–	–	–	–	–	–	–	——————>		T5B-7-8614
8614	**T5B-7-8614**	UP	4	13	+	–	+	–	–	+	–	–	–	–	–	–		3/30	
8614	**T5-7-8614**	UP	4	13	+	–	+	–	–	+	–	–	–	–	–	–		3/30	
8615	**T0-6-8615**	UP	4	12	+	+	–	+	+	+	–	–	–	–	–	–	1/16-22	2/29	
8615	**T3-6-8615**	UP	4	12	+	+	–	+	–	+	–	–	–	–	–	–	1/16-22	2/29	
8615	**T4A-6-8615**	UP	4	12	–	–	–	–	–	–	–	–	–	–	–	–	——————>		T5B-6-8615
8615	**T5B-6-8615**	UP	4	12	+	–	+	–	–	+	–	–	–	–	–	–		3/30	
8615	**T5-6-8615**	UP	4	12	+	–	+	–	–	+	–	–	–	–	–	–		3/30	
8616	**T0-7-8616**	UP	4	13	+	+	–	+	+	+	–	–	–	–	–	–	1/17-06	2/29	
8616	**T3-7-8616**	UP	4	13	+	+	–	+	–	+	–	–	–	–	–	–	1/17-06	2/29	
8616	**T4A-7-8616**	UP	4	13	–	–	–	–	–	–	–	–	–	–	–	–	——————>		T5B-7-8616
8616	**T5B-7-8616**	UP	4	13	+	–	+	–	–	+	–	–	–	–	–	–		3/30	
8616	**T5-7-8616**	UP	4	13	+	–	+	–	–	+	–	–	–	–	–	–		3/30	
8617	**T0-6-8617**	UP	4	12	+	+	–	+	+	+	–	–	–	–	–	–	1/16-23	2/29	
8617	**T3-6-8617**	UP	4	12	+	+	–	+	–	+	–	–	–	–	–	–	1/16-23	2/29	
8617	**T4A-6-8617**	UP	4	12	–	–	–	–	–	–	–	–	–	–	–	–	——————>		T5B-6-8617
8617	**T5B-6-8617**	UP	4	12	+	–	+	–	–	+	–	–	–	–	–	–		3/30	
8617	**T5-6-8617**	UP	4	12	+	–	+	–	–	+	–	–	–	–	–	–		3/30	
8618	**T0-7-8618**	UP	4	13	+	+	–	+	+	+	–	–	–	–	–	–	1/17-07	2/29	
8618	**T3-7-8618**	UP	4	13	+	+	–	+	–	+	–	–	–	–	–	–	1/17-07	2/29	
8618	**T4A-7-8618**	UP	4	13	–	–	–	–	–	–	–	–	–	–	–	–	——————>		T5B-7-8618
8618	**T5B-7-8618**	UP	4	13	+	–	+	–	–	+	–	–	–	–	–	–		3/30	
8618	**T5-7-8618**	UP	4	13	+	–	+	–	–	+	–	–	–	–	–	–		3/30	
8619	**T0-10-8619**	PD	5	20	+	+	–	+	+	+	–	–	–	–	–	–		2/80	
8619	**T3-10-8619**	PD	5	20	+	+	–	+	–	+	–	–	–	–	–	–		2/80	
8620	**T0-10-8620**	PD	5	20	+	+	–	+	+	+	–	–	–	–	–	–		2/80	
8620	**T3-10-8620**	PD	5	20	+	+	–	+	–	+	–	–	–	–	–	–		2/80	
8622	**T0-3-8622**	W	3	6	+	+	–	+	+	+	+	–	–	–	–	–	1/10-02	2/11	
8622	**T3-3-8622**	W	3	6	+	+	–	+	–	+	+	–	–	–	–	–	1/10-02	2/11	
8622	**T4A-3-8622**	W	3	6	–	–	–	–	–	–	–	–	–	–	–	–	——————>		T5B-3-8622
8622	**T5B-3-8622**	W	3	6	+	–	+	–	–	+	+	–	–	–	–	–		3/11	
8622	**T5-3-8622**	W	3	6	+	–	+	–	–	+	–	+	–	–	–	–		3/11	
8711	**T0-2-8711**	UG	3	4	+	+	–	+	+	+	+	–	–	–	–	–	1/08-32	2/72	
8711	**T3-2-8711**	UG	3	4	+	+	–	+	–	+	+	–	–	–	–	–	1/08-32	2/72	
8711	**T4A-2-8711**	UG	3	4	–	–	–	–	–	–	–	–	–	–	–	–	——————>		T5B-2-8711
8711	**T5B-2-8711**	UG	3	4	+	–	+	–	–	+	+	–	–	–	–	–		3/64	
8711	**T5-2-8711**	UG	3	4	+	–	+	–	–	+	–	+	–	–	–	–		3/64	
8828	**T0-2-8828**	US	4	4	+	+	–	+	+	+	+	–	–	–	–	–	1/14-23	2/75	T0-2-15114
8828	**T3-2-8828**	US	4	4	+	+	–	+	–	+	+	–	–	–	–	–	1/14-23	2/75	T3-2-15114

Standardschaltungen
Standard contact sequences / Schémas standards

1	2	3	4	5	6								7				8	9	10
Schaltung Contact sequence Schéma	**Typ** **Type** **Type**	Art Form	FS-Pos.	Kon-takte Con-tacts	**Bauformen** **Mounting form** **Type de montage**								**Hauptschalter** **Main switch** **Interrupteur général**				Schaltbild Contact diagram Diagrammes		Alternativ-Typ Alternative-Type Type alternatif
Nr. No. No.					/E	/EZ	/X	/XZ	/IVS	/Z	/I	/CI19	/I/SVB	/CI19/SVB	/EA/SVB	/V/SVB	Seite-Bild-Nr. Page-Pict.-No. Page-Pict.-No.	Seite Page Page	
8871	**T0-2-8871**	US	4	3	+	+	–	+	+	+	+	–	–	–	–	–	1/13-27	2/56	
8871	**T3-2-8871**	US	4	3	+	+	–	+	–	+	+	–	–	–	–	–	1/13-27	2/56	
15002	**T0-1-15002**	SU	2	2	+	+	–	+	+	+	+	–	–	–	–	–		2/51	T0-1-8046
15002	**T3-1-15002**	SU	2	2	+	+	–	+	–	+	+	–	–	–	–	–		2/51	T3-1-8046
15002	**T4A-1-15002**	SU	2	2	–	–	–	–	–	–	–	–	–	–	–	–	——————>		T5B-1-15002
15002	**T5B-1-15002**	SU	2	2	+	–	+	–	–	+	+	–	–	–	–	–		3/56	
15002	**T5-1-15002**	SU	2	2	+	–	+	–	–	+	–	+	–	–	–	–		3/56	
15003	**T0-2-15003**	SU	3	3	+	+	–	+	+	+	+	–	–	–	–	–	1/08-07	2/51	
15003	**T3-2-15003**	SU	3	3	+	+	–	+	–	+	+	–	–	–	–	–	1/08-07	2/51	
15003	**T4A-2-15003**	SU	3	3	–	–	–	–	–	–	–	–	–	–	–	–	——————>		T5B-2-15003
15003	**T5B-2-15003**	SU	3	3	+	–	+	–	–	+	+	–	–	–	–	–		3/56	
15003	**T5-2-15003**	SU	3	3	+	–	+	–	–	+	–	+	–	–	–	–		3/56	
15004	**T0-2-15004**	SU	4	4	+	+	–	+	+	+	+	–	–	–	–	–	1/14-17	2/51	
15004	**T3-2-15004**	SU	4	4	+	+	–	+	–	+	+	–	–	–	–	–	1/14-17	2/51	
15005	**T0-3-15005**	SU	5	5	+	+	–	+	+	+	+	–	–	–	–	–	1/17-30	2/51	
15005	**T3-3-15005**	SU	5	5	+	+	–	+	–	+	+	–	–	–	–	–	1/17-30	2/51	
15006	**T0-3-15006**	SU	6	6	+	+	–	+	+	+	+	–	–	–	–	–	1/20-06	2/51	
15006	**T3-3-15006**	SU	6	6	+	+	–	+	–	+	+	–	–	–	–	–	1/20-06	2/51	
15007	**T0-4-15007**	SU	7	7	+	+	–	+	+	+	+	–	–	–	–	–	1/21-06	2/51	
15007	**T3-4-15007**	SU	7	7	+	+	–	+	–	+	+	–	–	–	–	–	1/21-06	2/51	
15008	**T0-4-15008**	SU	8	8	+	+	–	+	+	+	+	–	–	–	–	–	1/22-01	2/51	
15008	**T3-4-15008**	SU	8	8	+	+	–	+	–	+	+	–	–	–	–	–	1/22-01	2/51	
15009	**T0-2-15009**	SU	2	4	+	+	–	+	+	+	+	–	–	–	–	–	1/05-14	2/52	
15009	**T3-2-15009**	SU	2	4	+	+	–	+	–	+	+	–	–	–	–	–	1/05-14	2/52	
15009	**T4A-2-15009**	SU	2	4	–	–	–	–	–	–	–	–	–	–	–	–	——————>		T5B-2-15009
15009	**T5B-2-15009**	SU	2	4	+	–	+	–	–	+	+	–	–	–	–	–		3/56	
15009	**T5-2-15009**	SU	2	4	+	–	+	–	–	+	–	+	–	–	–	–		3/56	
15010	**T0-3-15010**	SU	3	6	+	+	–	+	+	+	+	–	–	–	–	–	1/10-14	2/52	
15010	**T3-3-15010**	SU	3	6	+	+	–	+	–	+	+	–	–	–	–	–	1/10-14	2/52	
15011	**T0-4-15011**	SU	4	8	+	+	–	+	+	+	+	–	–	–	–	–	1/15-16	2/52	
15011	**T3-4-15011**	SU	4	8	+	+	–	+	–	+	+	–	–	–	–	–	1/15-16	2/52	
15012	**T0-5-15012**	SU	5	10	+	+	–	+	+	+	–	–	–	–	–	–	1/18-22	2/52	
15012	**T3-5-15012**	SU	5	10	+	+	–	+	–	+	–	–	–	–	–	–	1/18-22	2/52	
15013	**T0-6-15013**	SU	6	12	+	+	–	+	+	+	–	–	–	–	–	–	1/20-17	2/52	
15013	**T3-6-15013**	SU	6	12	+	+	–	+	–	+	–	–	–	–	–	–	1/20-17	2/52	
15014	**T0-7-15014**	SU	7	14	+	+	–	+	+	+	–	–	–	–	–	–	1/21-14	2/53	
15014	**T3-7-15014**	SU	7	14	+	+	–	+	–	+	–	–	–	–	–	–	1/21-14	2/53	
15015	**T0-8-15015**	SU	8	16	+	+	–	+	+	+	–	–	–	–	–	–	1/22-15	2/53	
15015	**T3-8-15015**	SU	8	16	+	+	–	+	–	+	–	–	–	–	–	–	1/22-15	2/53	
15015	**T4A-8-15015**	SU	8	16	–	–	–	–	–	–	–	–	–	–	–	–	——————>		T5B-8-15015
15015	**T5B-8-15015**	SU	8	16	+	–	+	–	–	+	–	–	–	–	–	–		3/56	
15015	**T5-8-15015**	SU	8	16	+	–	+	–	–	+	–	–	–	–	–	–		3/56	
15016	**T0-3-15016**	SU	2	6	+	+	–	+	+	+	+	–	–	–	–	–	1/06-03	2/53	
15016	**T3-3-15016**	SU	2	6	+	+	–	+	–	+	+	–	–	–	–	–	1/06-03	2/53	
15017	**T0-5-15017**	SU	3	9	+	+	–	+	+	+	–	–	–	–	–	–	1/12-03	2/53	
15017	**T3-5-15017**	SU	3	9	+	+	–	+	–	+	–	–	–	–	–	–	1/12-03	2/53	
15018	**T0-6-15018**	SU	4	12	+	+	–	+	+	+	–	–	–	–	–	–	1/16-28	2/53	
15018	**T3-6-15018**	SU	4	12	+	+	–	+	–	+	–	–	–	–	–	–	1/16-28	2/53	
15019	**T0-8-15019**	SU	5	15	+	+	–	+	+	+	–	–	–	–	–	–	1/19-13	2/53	
15019	**T3-8-15019**	SU	5	15	+	+	–	+	–	+	–	–	–	–	–	–	1/19-13	2/53	
15019	**T4A-8-15019**	SU	5	15	–	–	–	–	–	–	–	–	–	–	–	–	——————>		T5B-8-15019
15019	**T5B-8-15019**	SU	5	15	+	–	+	–	–	+	–	–	–	–	–	–		3/56	
15019	**T5-8-15019**	SU	5	15	+	–	+	–	–	+	–	–	–	–	–	–		3/56	
15020	**T0-9-15020**	SU	6	18	+	+	–	+	+	+	–	–	–	–	–	–	1/24-16	2/88	
15020	**T3-9-15020**	SU	6	18	+	+	–	+	–	+	–	–	–	–	–	–	1/24-16	2/88	

1	2	3	4	5	6								7				8	9	10
Schaltung Contact sequence Schéma	**Typ Type Type**	Art Form	FS-Pos.	Kontakte Contacts	**Bauformen Mounting form Type de montage**								**Hauptschalter Main switch Interrupteur général**				Schaltbild Contact diagram Diagrammes		Alternativ-Typ Alternative-Type Type alternatif
Nr. No. No.					/E	/EZ	/X	/XZ	/IVS	/Z	/I	/CI19	/I/SVB	/CI19/SVB	/EA/SVB	/V/SVB	Seite-Bild-Nr. Page-Pict.-No. Page-Pict.-No.	Seite Page Page	
15020	**T4A-9-15020**	SU	6	18	–	–	–	–	–	–	–	–	–	–	–	–	——>		T5B-9-15020
15020	**T5B-9-15020**	SU	6	18	+	–	+	–	–	+	–	–	–	–	–	–		3/56	
15020	**T5-9-15020**	SU	6	18	+	–	+	–	–	+	–	–	–	–	–	–		3/56	
15021	**T0-11-15021**	SU	7	21	+	+	–	+	+	+	–	–	–	–	–	–	1/25-18	2/88	
15021	**T3-11-15021**	SU	7	21	+	+	–	+	–	+	–	–	–	–	–	–	1/25-18	2/88	
15023	**T0-1-15023**	SU	3	2	+	+	–	+	+	+	+	–	–	–	–	–	1/07-19	2/49	
15023	**T3-1-15023**	SU	3	2	+	+	–	+	–	+	+	–	–	–	–	–	1/07-19	2/49	
15023	**T4A-1-15023**	SU	3	2	–	–	–	–	–	–	–	–	–	–	–	–	——>		T5B-1-15023
15023	**T5B-1-15023**	SU	3	2	+	–	+	–	–	+	+	–	–	–	–	–		3/56	
15023	**T5-1-15023**	SU	3	2	+	–	+	–	–	+	–	+	–	–	–	–		3/56	
15024	**T0-2-15024**	SU	4	3	+	+	–	+	+	+	+	–	–	–	–	–	1/13-35	2/49	
15024	**T3-2-15024**	SU	4	3	+	+	–	+	–	+	+	–	–	–	–	–	1/13-35	2/49	
15024	**T4A-2-15024**	SU	4	3	–	–	–	–	–	–	–	–	–	–	–	–	——>		T5B-2-15024
15024	**T5B-2-15024**	SU	4	3	+	–	+	–	–	+	+	–	–	–	–	–		3/56	
15024	**T5-2-15024**	SU	4	3	+	–	+	–	–	+	–	+	–	–	–	–		3/56	
15025	**T0-2-15025**	SU	5	4	+	+	–	+	+	+	+	–	–	–	–	–	1/17-26	2/49	
15025	**T3-2-15025**	SU	5	4	+	+	–	+	–	+	+	–	–	–	–	–	1/17-26	2/49	
15026	**T0-3-15026**	SU	6	5	+	+	–	+	+	+	+	–	–	–	–	–	1/19-24	2/49	
15026	**T3-3-15026**	SU	6	5	+	+	–	+	–	+	+	–	–	–	–	–	1/19-24	2/49	
15027	**T0-3-15027**	SU	7	6	+	+	–	+	+	+	+	–	–	–	–	–	1/21-02	2/49	
15027	**T3-3-15027**	SU	7	6	+	+	–	+	–	+	+	–	–	–	–	–	1/21-02	2/49	
15028	**T0-4-15028**	SU	8	7	+	+	–	+	+	+	+	–	–	–	–	–	1/21-23	2/49	
15028	**T3-4-15028**	SU	8	7	+	+	–	+	–	+	+	–	–	–	–	–	1/21-23	2/49	
15029	**T0-2-15029**	SU	3	4	+	+	–	+	+	+	+	–	–	–	–	–	1/09-03	2/50	
15029	**T3-2-15029**	SU	3	4	+	+	–	+	–	+	+	–	–	–	–	–	1/09-03	2/50	
15030	**T0-3-15030**	SU	4	6	+	+	–	+	+	+	+	–	–	–	–	–	1/15-07	2/50	
15030	**T3-3-15030**	SU	4	6	+	+	–	+	–	+	+	–	–	–	–	–	1/15-07	2/50	
15031	**T0-4-15031**	SU	5	8	+	+	–	+	+	+	+	–	–	–	–	–	1/18-14	2/50	
15031	**T3-4-15031**	SU	5	8	+	+	–	+	–	+	+	–	–	–	–	–	1/18-14	2/50	
15032	**T0-5-15032**	SU	6	10	+	+	–	+	+	+	–	–	–	–	–	–	1/20-11	2/50	
15032	**T3-5-15032**	SU	6	10	+	+	–	+	–	+	–	–	–	–	–	–	1/20-11	2/50	
15033	**T0-6-15033**	SU	7	12	+	+	–	+	+	+	–	–	–	–	–	–	1/21-11	2/50	
15033	**T3-6-15033**	SU	7	12	+	+	–	+	–	+	–	–	–	–	–	–	1/21-11	2/50	
15034	**T0-7-15034**	SU	8	14	+	+	–	+	+	+	–	–	–	–	–	–	1/22-10	2/50	
15034	**T3-7-15034**	SU	8	14	+	+	–	+	–	+	–	–	–	–	–	–	1/22-10	2/50	
15035	**T0-3-15035**	SU	3	6	+	+	–	+	+	+	+	–	–	–	–	–	1/10-16	2/50	
15035	**T3-3-15035**	SU	3	6	+	+	–	+	–	+	+	–	–	–	–	–	1/10-16	2/50	
15036	**T0-5-15036**	SU	4	9	+	+	–	+	+	+	–	–	–	–	–	–	1/15-22	2/51	
15036	**T3-5-15036**	SU	4	9	+	+	–	+	–	+	–	–	–	–	–	–	1/15-22	2/51	
15037	**T0-6-15037**	SU	5	12	+	+	–	+	+	+	–	–	–	–	–	–	1/19-05	2/51	
15037	**T3-6-15037**	SU	5	12	+	+	–	+	–	+	–	–	–	–	–	–	1/19-05	2/51	
15038	**T0-8-15038**	SU	6	15	+	+	–	+	+	+	–	–	–	–	–	–	1/20-22	2/51	
15038	**T3-8-15038**	SU	6	15	+	+	–	+	–	+	–	–	–	–	–	–	1/20-22	2/51	
15039	**T0-9-15039**	SU	7	18	+	+	–	+	+	+	–	–	–	–	–	–	1/24-19	2/88	
15039	**T3-9-15039**	SU	7	18	+	+	–	+	–	+	–	–	–	–	–	–	1/24-19	2/88	
15040	**T0-11-15040**	SU	8	21	+	+	–	+	+	+	–	–	–	–	–	–	1/26-03	2/88	
15040	**T3-11-15040**	SU	8	21	+	+	–	+	–	+	–	–	–	–	–	–	1/26-03	2/88	
15041	**T0-1-15041**	E	4	2	+	+	–	+	+	+	+	–	–	–	–	–	1/13-21	2/75	T0-1-15108
15041	**T3-1-15041**	E	4	2	+	+	–	+	–	+	+	–	–	–	–	–	1/13-21	2/75	T3-1-15108
15042	**T0-2-15042**	E	4	4	+	+	–	+	+	+	+	–	–	–	–	–	1/13-38	2/75	
15042	**T3-2-15042**	E	4	4	+	+	–	+	–	+	+	–	–	–	–	–	1/13-38	2/75	
15042	**T4A-3-15042**	E	4	4	–	–	–	–	–	–	–	–	–	–	–	–	——>		T5B-3-15042
15042	**T5B-3-15042**	E	4	4	+	–	+	–	–	+	+	–	–	–	–	–		3/05,65	
15042	**T5-3-15042**	E	4	4	+	–	+	–	–	+	–	+	–	–	–	–		3/05,65	
15043	**T0-1-15043**	UG	4	2	+	+	–	+	+	+	+	–	–	–	–	–	1/13-18	2/75	T0-1-15109
15043	**T3-1-15043**	UG	4	2	+	+	–	+	–	+	+	–	–	–	–	–	1/13-18	2/75	T3-1-15109
15044	**T0-2-15044**	UG	4	4	+	+	–	+	+	+	+	–	–	–	–	–	1/14-22	2/75	

Standardschaltungen
Standard contact sequences / Schémas standards

1	2	3	4	5	6								7				8	9	10
Schaltung Contact sequence Schéma	**Typ** **Type** **Type**	Art Form	FS-Pos.	Kontakte Contacts	**Bauformen** **Mounting form** **Type de montage**								**Hauptschalter** **Main switch** **Interrupteur général**				Schaltbild Contact diagram Diagrammes		**Alternativ-Typ** Alternative-Type Type alternatif
Nr. No. No.					/E	/EZ	/X	/XZ	/IVS	/Z	/I	/CI19	/I/SVB	/CI19/SVB	/EA/SVB	/V/SVB	Seite-Bild-Nr. Page-Pict.-No. Page-Pict.-No.	Seite Page Page	
15044	**T3-2-15044**	UG	4	4	+	+	–	+	–	+	+	–	–	–	–	–	1/14-22	2/75	
15044	**T4A-2-15044**	UG	4	4	–	–	–	–	–	–	–	–	–	–	–	–	——>		T5B-2-15044
15044	**T5B-2-15044**	UG	4	4	+	–	+	–	–	+	+	–	–	–	–	–		3/09,65	
15044	**T5-2-15044**	UG	4	4	+	–	+	–	–	+	–	+	–	–	–	–		3/09,65	
15045	**T0-3-15045**	UG	4	6	+	+	–	+	+	+	+	–	–	–	–	–	1/15-03	2/75	
15045	**T3-3-15045**	UG	4	6	+	+	–	+	–	+	+	–	–	–	–	–	1/15-03	2/75	
15045	**T4A-3-15045**	UG	4	6	–	–	–	–	–	–	–	–	–	–	–	–	——>		T5B-3-15045
15045	**T5B-3-15045**	UG	4	6	+	–	+	–	–	+	+	–	–	–	–	–		3/09,65	
15045	**T5-3-15045**	UG	4	6	+	–	+	–	–	+	–	+	–	–	–	–		3/09,65	
15046	**T0-1-15046**	US	4	2	+	+	–	+	+	+	+	–	–	–	–	–	1/13-19	2/75	T0-1-15113
15046	**T3-1-15046**	US	4	2	+	+	–	+	–	+	+	–	–	–	–	–	1/13-19	2/75	T3-1-15113
15047	**T0-2-15047**	US	4	4	+	+	–	+	+	+	+	–	–	–	–	–	1/14-26	2/75	T0-2-15114
15047	**T3-2-15047**	US	4	4	+	+	–	+	–	+	+	–	–	–	–	–	1/14-26	2/75	T3-2-15114
15048	**T0-1-15048**	US	4	2	+	+	–	+	+	+	+	–	–	–	–	–	1/13-20	2/75	T0-1-15111
15048	**T3-1-15048**	US	4	2	+	+	–	+	–	+	+	–	–	–	–	–	1/13-20	2/75	T3-1-15111
15049	**T0-2-15049**	US	4	4	+	+	–	+	+	+	+	–	–	–	–	–	1/14-21		
15049	**T3-2-15049**	US	4	4	+	+	–	+	–	+	+	–	–	–	–	–	1/14-21		
15050	**T0-3-15050**	US	4	6	+	+	–	+	+	+	+	–	–	–	–	–	1/15-05		
15050	**T3-3-15050**	US	4	6	+	+	–	+	–	+	+	–	–	–	–	–	1/15-05		
15051	**T0-4-15051**	US	4	8	+	+	–	+	+	+	+	–	–	–	–	–	1/15-15		
15051	**T3-4-15051**	US	4	8	+	+	–	+	–	+	+	–	–	–	–	–	1/15-15		
15052	**T0-2-15052**	SU	4	3	+	+	–	+	+	+	+	–	–	–	–	–	1/13-34	2/37	
15052	**T3-2-15052**	SU	4	3	+	+	–	+	–	+	+	–	–	–	–	–	1/13-34	2/37	
15053	**T0-3-15053**	SU	4	6	+	+	–	+	+	+	+	–	–	–	–	–	1/15-02	2/41	T0-3-8261
15053	**T3-3-15053**	SU	4	6	+	+	–	+	–	+	+	–	–	–	–	–	1/15-02	2/41	T3-3-8261
15054	**T0-5-15054**	SU	4	9	+	+	–	+	+	+	–	–	–	–	–	–	1/15-27		
15054	**T3-5-15054**	SU	4	9	+	+	–	+	–	+	–	–	–	–	–	–	1/15-27		
15055	**T0-4-15055**	SP	4	8	+	+	–	+	+	+	+	–	–	–	–	–	1/15-11	2/77	
15055	**T3-4-15055**	SP	4	8	+	+	–	+	–	+	+	–	–	–	–	–	1/15-11	2/77	
15056	**T0-4-15056**	SU	4	8	+	+	–	+	+	+	+	–	–	–	–	–	1/15-13	2/43	T0-4-8251
15056	**T3-4-15056**	SU	4	8	+	+	–	+	–	+	+	–	–	–	–	–	1/15-13	2/43	T3-4-8251
15057	**T0-6-15057**	SU	4	12	+	+	–	+	+	+	–	–	–	–	–	–	1/16-29	2/46	T0-6-8271
15057	**T3-6-15057**	SU	4	12	+	+	–	+	–	+	–	–	–	–	–	–	1/16-29	2/46	T3-6-8271
15058	**T0-1-15058**	SE	3	2	+	+	–	+	+	+	+	–	–	–	–	–	1/07-14	2/72	
15058	**T3-1-15058**	SE	3	2	+	+	–	+	–	+	+	–	–	–	–	–	1/07-14	2/72	
15059	**T0-1-15059**	SE	3	2	+	+	–	+	+	+	+	–	–	–	–	–	1/07-22	2/74	T0-1-15058
15059	**T3-1-15059**	SE	3	2	+	+	–	+	–	+	+	–	–	–	–	–	1/07-22	2/74	T3-1-15058
15060	**T0-1-15060**	ST	3	2	+	+	–	+	+	+	+	–	–	–	–	–	1/07-36	2/68	
15060	**T3-1-15060**	ST	3	2	+	+	–	+	–	+	+	–	–	–	–	–	1/07-36	2/68	
15061	**T0-1-15061**	ST	3	2	+	+	–	+	+	+	+	–	–	–	–	–	1/07-33	2/68	
15061	**T3-1-15061**	ST	3	2	+	+	–	+	–	+	+	–	–	–	–	–	1/07-33	2/68	
15062	**T0-2-15062**	ST	3	3	+	+	–	+	+	+	+	–	–	–	–	–	1/08-12	2/69	
15062	**T3-2-15062**	ST	3	3	+	+	–	+	–	+	+	–	–	–	–	–	1/08-12	2/69	
15063	**T0-2-15063**	ST	3	3	+	+	–	+	+	+	+	–	–	–	–	–			
15063	**T3-2-15063**	ST	3	3	+	+	–	+	–	+	+	–	–	–	–	–			
15064	**T0-3-15064**	ST	5	6	+	+	–	+	+	+	+	–	–	–	–	–	1/18-05	2/69	
15064	**T3-3-15064**	ST	5	6	+	+	–	+	–	+	+	–	–	–	–	–	1/18-05	2/69	
15065	**T0-3-15065**	ST	5	6	+	+	–	+	+	+	+	–	–	–	–	–	1/18-06		
15065	**T3-3-15065**	ST	5	6	+	+	–	+	–	+	+	–	–	–	–	–	1/18-06		
15067	**T0-4-15067**	YD	3	8	+	+	–	+	+	+	+	–	–	–	–	–	1/11-25	2/13	
15067	**T3-4-15067**	YD	3	8	+	+	–	+	–	+	+	–	–	–	–	–	1/11-25	2/13	
15067	**T4A-4-15067**	YD	3	8	–	–	–	–	–	–	–	–	–	–	–	–	——>		T5B-4-15067
15067	**T5B-4-15067**	YD	3	8	+	–	+	–	–	+	+	–	–	–	–	–		3/13	
15067	**T5-4-15067**	YD	3	8	+	–	+	–	–	+	–	+	–	–	–	–		3/13	
15068	**T0-4-15068**	YD	3	8	+	+	–	+	+	+	+	–	–	–	–	–	1/11-26	2/13	
15068	**T3-4-15068**	YD	3	8	+	+	–	+	–	+	+	–	–	–	–	–	1/11-26	2/13	
15068	**T4A-4-15068**	YD	3	8	–	–	–	–	–	–	–	–	–	–	–	–	——>		T5B-4-15068

1	2	3	4	5	6								7				8	9	10
Schaltung Contact sequence Schéma	Typ Type Type	Art Form	FS-Pos.	Kontakte Contacts	Bauformen Mounting form Type de montage								Hauptschalter Main switch Interrupteur général				Schaltbild Contact diagram Diagrammes		Alternativ-Typ Alternative-Type Type alternatif
Nr. No. No.					/E	/EZ	/X	/XZ	/IVS	/Z	/I	/CI19	/I/SVB	/CI19/SVB	/EA/SVB	/V/SVB	Seite-Bild-Nr. Page-Pict.-No. Page-Pict.-No.	Seite Page Page	
15068	**T5B-4-15068**	YD	3	8	+	–	+	–	–	+	+	–	–	–	–	–		3/13	
15068	**T5-4-15068**	YD	3	8	+	–	+	–	–	+	–	+	–	–	–	–		3/13	
15069	**T0-3-15069**	US	3	6	+	+	–	+	+	+	+	–	–	–	–	–	1/10-13	2/56	T0-3-8314
15069	**T3-3-15069**	US	3	6	+	+	–	+	–	+	+	–	–	–	–	–	1/10-13	2/56	T3-3-8314
15070	**T0-5-15070**	SU	4	9	+	+	–	+	+	+	–	–	–	–	–	–	1/15-28	2/56	T0-5-8315
15070	**T3-5-15070**	SU	4	9	+	+	–	+	–	+	–	–	–	–	–	–	1/15-28	2/56	T3-5-8315
15071	**T0-1-15071**	SE	2	1	+	+	–	+	+	+	+	–	–	–	–	–		2/71	T0-1-15401
15071	**T3-1-15071**	SE	2	1	+	+	–	+	–	+	+	–	–	–	–	–		2/71	T3-1-15401
15072	**T0-1-15072**	ST	2	1	+	+	–	+	+	+	+	–	–	–	–	–		2/66	T0-1-8204
15072	**T3-1-15072**	ST	2	1	+	+	–	+	–	+	+	–	–	–	–	–		2/66	T3-1-8204
15073	**T0-1-15073**	ST	3	2	+	+	–	+	+	+	+	–	–	–	–	–			T0-1-78
15073	**T3-1-15073**	ST	3	2	+	+	–	+	–	+	+	–	–	–	–	–			T3-1-78
15074	**T0-1-15074**	ST	3	2	+	+	–	+	+	+	+	–	–	–	–	–	1/07-42	2/68	T0-1-8214
15074	**T3-1-15074**	ST	3	2	+	+	–	+	–	+	+	–	–	–	–	–	1/07-42	2/68	T3-1-8214
15075	**T0-1-15075**	SU	2	2	+	+	–	+	+	+	+	–	–	–	–	–		2/39	T0-1-8220
15075	**T3-1-15075**	SU	2	2	+	+	–	+	–	+	+	–	–	–	–	–		2/39	T3-1-8220
15076	**T0-1-15076**	ST	2	1	–	–	–	–	–	–	–	–	–	–	–	–	——>		T0-1-8204
15076	**T3-1-15076**	ST	2	1	–	–	–	–	–	–	–	–	–	–	–	–	——>		T3-1-8204
15077	**T0-1-15077**	ST	2	2	–	–	–	–	–	–	–	–	–	–	–	–	——>		T0-1-8205
15077	**T3-1-15077**	ST	2	2	–	–	–	–	–	–	–	–	–	–	–	–	——>		T3-1-8205
15078	**T0-2-15078**	ST	2	3	–	–	–	–	–	–	–	–	–	–	–	–	——>		T0-2-8206
15078	**T3-2-15078**	ST	2	3	–	–	–	–	–	–	–	–	–	–	–	–	——>		T3-2-8206
15079	**T0-2-15079**	ST	2	4	–	–	–	–	–	–	–	–	–	–	–	–	——>		T0-2-8207
15079	**T3-2-15079**	ST	2	4	–	–	–	–	–	–	–	–	–	–	–	–	——>		T3-2-8207
15080	**T0-6-15080**	YD	4	12	+	+	–	+	+	+	–	–	–	–	–	–	1/17-01	2/15	
15080	**T3-6-15080**	YD	4	12	+	+	–	+	–	+	–	–	–	–	–	–	1/17-01	2/15	
15080	**T4A-6-15080**	YD	4	12	–	–	–	–	–	–	–	–	–	–	–	–	——>		T5B-6-15080
15080	**T5B-6-15080**	YD	4	12	+	–	+	–	–	+	–	–	–	–	–	–		3/16	
15080	**T5-6-15080**	YD	4	12	+	–	+	–	–	+	–	–	–	–	–	–		3/16	
15081	**T0-2-15081**	SP	3	4	+	+	–	+	+	+	+	–	–	–	–	–	1/09-07	2/77	
15081	**T3-2-15081**	SP	3	4	+	+	–	+	–	+	+	–	–	–	–	–	1/09-07	2/77	
15082	**T0-3-15082**	ST	3	6	+	+	–	+	+	+	+	–	–	–	–	–	1/10-18		
15082	**T3-3-15082**	ST	3	6	+	+	–	+	–	+	+	–	–	–	–	–	1/10-18		
15083	**T0-6-15083**	YD	4	11	+	+	–	+	+	+	–	–	–	–	–	–	1/16-09	2/15	
15083	**T3-6-15083**	YD	4	11	+	+	–	+	–	+	–	–	–	–	–	–	1/16-09	2/15	
15083	**T4A-6-15083**	YD	4	11	–	–	–	–	–	–	–	–	–	–	–	–	——>		T5B-6-15083
15083	**T5B-6-15083**	YD	4	11	+	–	+	–	–	+	–	–	–	–	–	–		3/16	
15083	**T5-6-15083**	YD	4	11	+	–	+	–	–	+	–	–	–	–	–	–		3/16	
15084	**T0-8-15084**	YD	5	15	–	–	–	–	–	–	–	–	–	–	–	–	——>		T0-8-15092
15084	**T3-8-15084**	YD	5	15	–	–	–	–	–	–	–	–	–	–	–	–	——>		T3-8-15092
15084	**T4A-10-15084**	YD	5	15	–	–	–	–	–	–	–	–	–	–	–	–	——>		T5B-10-15092
15084	**T5B-10-15084**	YD	5	15	+	–	+	–	–	+	–	–	–	–	–	–		3/16	
15084	**T5-10-15084**	YD	5	15	+	–	+	–	–	+	–	–	–	–	–	–		3/16	
15085	**T0-2-15085**	SE	3	3	+	+	–	+	+	+	+	–	–	–	–	–	1/08-10	2/72	T0-2-15422
15085	**T3-2-15085**	SE	3	3	+	+	–	+	–	+	+	–	–	–	–	–	1/08-10	2/72	T3-2-15422
15086	**T0-4-15086**	SE	5	7	+	+	–	+	+	+	+	–	–	–	–	–	1/18-08	2/74	
15086	**T3-4-15086**	SE	5	7	+	+	–	+	–	+	+	–	–	–	–	–	1/18-08	2/74	
15087		UP	2	4	–	–	–	–	–	–	–	–	–	–	–	–	——>		T0-2-39
15087		UP	2	4	–	–	–	–	–	–	–	–	–	–	–	–	——>		T3-2-39
15087	**T41A-4-15087**	UP	2	4	–	–	–	–	–	–	–	–	–	–	–	–	——>		T5-2-39
15088	**T0-2-15088**	ST	3	3	+	+	–	+	+	+	+	–	–	–	–	–	1/08-15	2/68	
15088	**T3-2-15088**	ST	3	3	+	+	–	+	–	+	+	–	–	–	–	–	1/08-15	2/68	
15089	**T0-1-15089**	ST	3	2	+	+	–	+	+	+	+	–	–	–	–	–	1/07-37	2/68	
15089	**T3-1-15089**	ST	3	2	+	+	–	+	–	+	+	–	–	–	–	–	1/07-37	2/68	
15090	**T0-1-15090**	ST	2	2	+	+	–	+	+	+	+	–	–	–	–	–	1/04-31	2/66	
15090	**T3-1-15090**	ST	2	2	+	+	–	+	–	+	+	–	–	–	–	–	1/04-31	2/66	
15091	**T0-2-15091**	SE	4	3	+	+	–	+	+	+	+	–	–	–	–	–	1/13-29	2/74	

Standardschaltungen
Standard contact sequences / Schémas standards

1	2	3	4	5	6								7				8	9	10
Schaltung Contact sequence Schéma	**Typ** **Type** **Type**	Art Form	FS-Pos.	Kon-takte Con-tacts	**Bauformen** **Mounting form** **Type de montage**								**Hauptschalter** **Main switch** **Interrupteur général**				Schaltbild Contact diagram Diagrammes		Alternativ-Typ Alternative-Type Type alternatif
Nr. No. No.					/E	/EZ	/X	/XZ	/IVS	/Z	/I	/CI19	/I/SVB	/CI19/SVB	/EA/SVB	/V/SVB	Seite-Bild-Nr. Page-Pict.-No. Page-Pict.-No.	Seite Page Page	
15091	**T3-2-15091**	SE	4	3	+	+	–	+	–	+	+	–	–	–	–	–	1/13-29	2/74	
15092	**T0-8-15092**	YD	5	15	+	+	–	+	+	+	–	–	–	–	–	–	1/19-11	2/15	
15092	**T3-8-15092**	YD	5	15	+	+	–	+	–	+	–	–	–	–	–	–	1/19-11	2/15	
15092	**T4A-10-15092**	YD	5	15	–	–	–	–	–	–	–	–	–	–	–	–	——>		T5B-10-15092
15092	**T5B-10-15092**	YD	5	15	+	–	+	–	–	+	–	–	–	–	–	–		3/16	
15092	**T5-10-15092**	YD	5	15	+	–	+	–	–	+	–	–	–	–	–	–		3/16	
15098	**T0-3-15098**	HP	3	6	+	+	–	+	+	+	+	–	–	–	–	–	1/10-17		
15098	**T3-3-15098**	HP	3	6	+	+	–	+	–	+	+	–	–	–	–	–	1/10-17		
15100	**T0-8-15100**	UP	4	16	+	+	–	+	+	+	–	–	–	–	–	–	1/17-17	2/30	
15100	**T3-8-15100**	UP	4	16	+	+	–	+	–	+	–	–	–	–	–	–	1/17-17	2/30	
15100	**T4A-8-15100**	UP	4	16	–	–	–	–	–	–	–	–	–	–	–	–	——>		T5B-8-15100
15100	**T5B-8-15100**	UP	4	16	+	–	+	–	–	+	–	–	–	–	–	–		3/32	
15100	**T5-8-15100**	UP	4	16	+	–	+	–	–	+	–	–	–	–	–	–		3/32	
15101	**T0-9-15101**	UP	4	17	+	+	–	+	+	+	–	–	–	–	–	–		2/78	
15101	**T3-9-15101**	UP	4	17	+	+	–	+	–	+	–	–	–	–	–	–		2/78	
15101	**T4A-9-15101**	UP	4	17	–	–	–	–	–	–	–	–	–	–	–	–	——>		T5B-9-15101
15101	**T5B-9-15101**	UP	4	17	+	–	+	–	–	+	–	–	–	–	–	–		3/32	
15101	**T5-9-15101**	UP	4	17	+	–	+	–	–	+	–	–	–	–	–	–		3/32	
15102	**T0-8-15102**	UP	3	16	+	+	–	+	+	+	–	–	–	–	–	–	1/13-08	2/30	
15102	**T3-8-15102**	UP	3	16	+	+	–	+	–	+	–	–	–	–	–	–	1/13-08	2/30	
15102	**T4A-8-15102**	UP	3	16	–	–	–	–	–	–	–	–	–	–	–	–	——>		T5B-8-15102
15102	**T5B-8-15102**	UP	3	16	+	–	+	–	–	+	–	–	–	–	–	–		3/32	
15102	**T5-8-15102**	UP	3	16	+	–	+	–	–	+	–	–	–	–	–	–		3/32	
15103	**T0-9-15103**	UP	3	17	+	+	–	+	+	+	–	–	–	–	–	–		2/78	
15103	**T3-9-15103**	UP	3	17	+	+	–	+	–	+	–	–	–	–	–	–		2/78	
15103	**T4A-9-15103**	UP	3	17	–	–	–	–	–	–	–	–	–	–	–	–	——>		T5B-9-15103
15103	**T5B-9-15103**	UP	3	17	+	–	+	–	–	+	–	–	–	–	–	–		3/32	
15103	**T5-9-15103**	UP	3	17	+	–	+	–	–	+	–	–	–	–	–	–		3/32	
15104	**T0-10-15104**	UP	4	19	+	+	–	+	+	+	–	–	–	–	–	–		2/79	
15104	**T3-10-15104**	UP	4	19	+	+	–	+	–	+	–	–	–	–	–	–		2/79	
15104	**T4A-10-15104**	UP	4	19	–	–	–	–	–	–	–	–	–	–	–	–	——>		T5B-10-15104
15104	**T5B-10-15104**	UP	4	19	+	–	+	–	–	+	–	–	–	–	–	–		3/32	
15104	**T5-10-15104**	UP	4	19	+	–	+	–	–	+	–	–	–	–	–	–		3/32	
15105	**T0-6-15105**	PD	7	12	+	+	–	+	+	+	–	–	–	–	–	–	1/21-10	2/20	
15105	**T3-6-15105**	PD	7	12	+	+	–	+	–	+	–	–	–	–	–	–	1/21-10	2/20	
15105	**T4A-7-15105**	PD	7	12	–	–	–	–	–	–	–	–	–	–	–	–	——>		T5B-7-15105
15105	**T5B-7-15105**	PD	7	12	+	–	+	–	–	+	–	–	–	–	–	–		3/21	
15105	**T5-7-15105**	PD	7	12	+	–	+	–	–	+	–	–	–	–	–	–		3/21	
15106	**T0-4-15106**	PD	3	8	+	+	–	+	+	+	+	–	–	–	–	–			T0-4-15107
15106	**T3-4-15106**	PD	3	8	+	+	–	+	–	+	+	–	–	–	–	–			T3-4-15107
15106	**T4A-4-15106**	PD	3	8	–	–	–	–	–	–	–	–	–	–	–	–	——>		T5B-4-15106
15106	**T5B-4-15106**	PD	3	8	+	–	+	–	–	+	+	–	–	–	–	–		3/20	
15106	**T5-4-15106**	PD	3	8	+	–	+	–	–	+	–	+	–	–	–	–		3/20	
15107	**T0-4-15107**	UP	3	8	+	+	–	+	+	+	+	–	–	–	–	–	1/11-11	2/19	
15107	**T3-4-15107**	UP	3	8	+	+	–	+	–	+	+	–	–	–	–	–	1/11-11	2/19	
15108	**T0-1-15108**	E	4	2	+	+	–	+	+	+	+	–	–	–	–	–	1/13-10	2/75	
15108	**T3-1-15108**	E	4	2	+	+	–	+	–	+	+	–	–	–	–	–	1/13-10	2/75	
15108	**T4A-1-15108**	E	4	2	–	–	–	–	–	–	–	–	–	–	–	–	——>		T5B-1-15108
15108	**T5B-1-15108**	E	4	2	+	–	+	–	–	+	+	–	–	–	–	–		3/05,65	
15108	**T5-1-15108**	E	4	2	+	–	+	–	–	+	–	+	–	–	–	–		3/05,65	
15109	**T0-1-15109**	UG	4	2	+	+	–	+	+	+	+	–	–	–	–	–	1/13-11	2/75	
15109	**T3-1-15109**	UG	4	2	+	+	–	+	–	+	+	–	–	–	–	–	1/13-11	2/75	
15109	**T4A-1-15109**	UG	4	2	–	–	–	–	–	–	–	–	–	–	–	–	——>		T5B-1-15109
15109	**T5B-1-15109**	UG	4	2	+	–	+	–	–	+	+	–	–	–	–	–		3/65	
15109	**T5-1-15109**	UG	4	2	+	–	+	–	–	+	–	+	–	–	–	–		3/65	
15110	**T0-1-15110**	US	4	2	+	+	–	+	+	+	+	–	–	–	–	–	1/13-16	2/75	
15110	**T3-1-15110**	US	4	2	+	+	–	+	–	+	+	–	–	–	–	–	1/13-16	2/75	

1	2	3	4	5	6								7				8	9	10
Schaltung Contact sequence Schéma	**Typ Type Type**	Art Form	FS-Pos.	Kontakte Contacts	**Bauformen Mounting form Type de montage**								**Hauptschalter Main switch Interrupteur général**				Schaltbild Contact diagram Diagrammes		Alternativ-Typ Alternative-Type Type alternatif
Nr. No. No.					/E	/EZ	/X	/XZ	/IVS	/Z	/I	/CI19	/I/SVB	/CI19/SVB	/EA/SVB	/V/SVB	Seite-Bild-Nr. Page-Pict.-No. Page-Pict.-No.	Seite Page Page	
15111	**T0-1-15111**	UW	4	2	+	+	–	+	+	+	+	–	–	–	–	–	1/13-12	2/75	
15111	**T3-1-15111**	UW	4	2	+	+	–	+	–	+	+	–	–	–	–	–	1/13-12	2/75	
15112	**T0-2-15112**	UK	4	4	+	+	–	+	+	+	+	–	–	–	–	–	1/14-24	2/75	
15112	**T3-2-15112**	UK	4	4	+	+	–	+	–	+	+	–	–	–	–	–	1/14-24	2/75	
15112	**T4A-2-15112**	UK	4	4	–	–	–	–	–	–	–	–	–	–	–	–	——>		T5B-2-15112
15112	**T5B-2-15112**	UK	4	4	+	–	+	–	–	+	+	–	–	–	–	–		3/65	
15112	**T5-2-15112**	UK	4	4	+	–	+	–	–	+	–	+	–	–	–	–		3/65	
15113	**T0-1-15113**	US	4	2	+	+	–	+	+	+	+	–	–	–	–	–	1/13-13	2/57	
15113	**T3-1-15113**	US	4	2	+	+	–	+	–	+	+	–	–	–	–	–	1/13-13	2/57	
15114	**T0-2-15114**	US	4	4	+	+	–	+	+	+	+	–	–	–	–	–	1/14-02	2/57	
15114	**T3-2-15114**	US	4	4	+	+	–	+	–	+	+	–	–	–	–	–	1/14-02	2/57	
15114	**T4A-2-15114**	US	4	4	–	–	–	–	–	–	–	–	–	–	–	–	——>		T5B-2-15114
15114	**T5B-2-15114**	US	4	4	+	–	+	–	–	+	+	–	–	–	–	–		3/59	
15114	**T5-2-15114**	US	4	4	+	–	+	–	–	+	–	+	–	–	–	–		3/59	
15115	**T0-3-15115**	US	4	6	+	+	–	+	+	+	+	–	–	–	–	–	1/14-30	2/57	
15115	**T3-3-15115**	US	4	6	+	+	–	+	–	+	+	–	–	–	–	–	1/14-30	2/57	
15115	**T4A-4-15115**	US	4	6	–	–	–	–	–	–	–	–	–	–	–	–	——>		T5B-4-15115
15115	**T5B-4-15115**	US	4	6	+	–	+	–	–	+	+	–	–	–	–	–		3/59	
15115	**T5-4-15115**	US	4	6	+	–	+	–	–	+	–	+	–	–	–	–		3/59	
15120	**T0-2-15120**	HP	3	3	+	+	–	+	+	+	+	–	–	–	–	–	1/08-13	2/32	
15120	**T3-2-15120**	HP	3	3	+	+	–	+	–	+	+	–	–	–	–	–	1/08-13	2/32	
15120	**T4A-2-15120**	HP	3	3	–	–	–	–	–	–	–	–	–	–	–	–	——>		T5B-2-15120
15120	**T5B-2-15120**	HP	3	3	+	–	+	–	–	+	+	–	–	–	–	–		3/35	
15120	**T5-2-15120**	HP	3	3	+	–	+	–	–	+	–	+	–	–	–	–		3/35	
15121	**T0-2-15121**	HP	3	3	+	+	–	+	+	+	+	–	–	–	–	–	1/08-02	2/32	
15121	**T3-2-15121**	HP	3	3	+	+	–	+	–	+	+	–	–	–	–	–	1/08-02	2/32	
15121	**T4A-2-15121**	HP	3	3	–	–	–	–	–	–	–	–	–	–	–	–	——>		T5B-2-15121
15121	**T5B-2-15121**	HP	3	3	+	–	+	–	–	+	+	–	–	–	–	–		3/35	
15121	**T5-2-15121**	HP	3	3	+	–	+	–	–	+	–	+	–	–	–	–		3/35	
15122	**T0-3-15122**	HP	5	6	+	+	–	+	+	+	+	–	–	–	–	–	1/18-07	2/32	
15122	**T3-3-15122**	HP	5	6	+	+	–	+	–	+	+	–	–	–	–	–	1/18-07	2/32	
15122	**T4A-3-15122**	HP	5	6	–	–	–	–	–	–	–	–	–	–	–	–	——>		T5B-3-15122
15122	**T5B-3-15122**	HP	5	6	+	–	+	–	–	+	+	–	–	–	–	–		3/35	
15122	**T5-3-15122**	HP	5	6	+	–	+	–	–	+	–	+	–	–	–	–		3/35	
15123	**T0-3-15123**	HP	5	6	+	+	–	+	+	+	+	–	–	–	–	–	1/18-04	2/32	
15123	**T3-3-15123**	HP	5	6	+	+	–	+	–	+	+	–	–	–	–	–	1/18-04	2/32	
15124	**T0-3-15124**	HP	3	5	+	+	–	+	+	+	+	–	–	–	–	–	1/09-19	2/32	
15124	**T3-3-15124**	HP	3	5	+	+	–	+	–	+	+	–	–	–	–	–	1/09-19	2/32	
15124	**T4A-3-15124**	HP	3	5	–	–	–	–	–	–	–	–	–	–	–	–	——>		T5B-3-15124
15124	**T5B-3-15124**	HP	3	5	+	–	+	–	–	+	+	–	–	–	–	–		3/35	
15124	**T5-3-15124**	HP	3	5	+	–	+	–	–	+	–	+	–	–	–	–		3/35	
15125	**T0-2-15125**	HP	3	4	+	+	–	+	+	+	+	–	–	–	–	–	1/09-08	2/32	
15125	**T3-2-15125**	HP	3	4	+	+	–	+	–	+	+	–	–	–	–	–	1/09-08	2/32	
15125	**T4A-2-15125**	HP	3	4	–	–	–	–	–	–	–	–	–	–	–	–	——>		T5B-2-15125
15125	**T5B-2-15125**	HP	3	4	+	–	+	–	–	+	+	–	–	–	–	–		3/35	
15125	**T5-2-15125**	HP	3	4	+	–	+	–	–	+	–	+	–	–	–	–		3/35	
15126	**T0-4-15126**	HP	5	8	+	+	–	+	+	+	+	–	–	–	–	–	1/18-15	2/33	
15126	**T3-4-15126**	HP	5	8	+	+	–	+	–	+	+	–	–	–	–	–	1/18-15	2/33	
15126	**T4A-5-15126**	HP	5	8	–	–	–	–	–	–	–	–	–	–	–	–	——>		T5B-5-15126
15126	**T5B-5-15126**	HP	5	8	+	–	+	–	–	+	–	–	–	–	–	–		3/36	
15126	**T5-5-15126**	HP	5	8	+	–	+	–	–	+	–	–	–	–	–	–		3/36	
15127		HP	5	10	–	–	–	–	–	–	–	–	–	–	–	–		2/33	
15130	**T0-2-15130**	SU	3	4	+	+	–	+	+	+	+	–	–	–	–	–	1/08-44	2/41	T0-2-8260
15130	**T3-2-15130**	SU	3	4	+	+	–	+	–	+	+	–	–	–	–	–	1/08-44	2/41	T3-2-8260
15130	**T4A-2-15130**	SU	3	4	–	–	–	–	–	–	–	–	–	–	–	–	——>		T5B-2-15130
15130	**T5B-2-15130**	SU	3	4	+	–	+	–	–	+	+	–	–	–	–	–		3/43	
15130	**T5-2-15130**	SU	3	4	+	–	+	–	–	+	–	+	–	–	–	–		3/43	

Standardschaltungen
Standard contact sequences / Schémas standards

1	2	3	4	5	6								7				8	9	10
Schaltung Contact sequence Schéma	**Typ** **Type** **Type**	Art Form	FS- Pos.	Kon- takte Con- tacts	**Bauformen** **Mounting form** **Type de montage**								**Hauptschalter** **Main switch** **Interrupteur général**				Schaltbild Contact diagram Diagrammes		Alternativ-Typ Alternative-Type Type alternatif
Nr. No. No.					/E	/EZ	/X	/XZ	/IVS	/Z	/I	/CI19	/I/SVB	/CI19/SVB	/EA/SVB	/V/SVB	Seite-Bild-Nr. Page-Pict.-No. Page-Pict.-No.	Seite Page Page	
15131	**T0-3-15131**	SU	4	6	+	+	–	+	+	+	+	–	–	–	–	–	1/15-01	2/41	T0-3-8261
15131	**T3-3-15131**	SU	4	6	+	+	–	+	–	+	+	–	–	–	–	–	1/15-01	2/41	T3-3-8261
15131	**T4A-3-15131**	SU	4	6	–	–	–	–	–	–	–	–	–	–	–	–	——————>		T5B-3-15131
15131	**T5B-3-15131**	SU	4	6	+	–	+	–	–	+	+	–	–	–	–	–		3/43	
15131	**T5-3-15131**	SU	4	6	+	–	+	–	–	+	–	+	–	–	–	–		3/43	
15132	**T0-4-15132**	SU	5	8	+	+	–	+	+	+	+	–	–	–	–	–	1/18-12	2/42	T0-4-8262
15132	**T3-4-15132**	SU	5	8	+	+	–	+	–	+	+	–	–	–	–	–	1/18-12	2/42	T3-4-8262
15132	**T4A-5-15132**	SU	5	8	–	–	–	–	–	–	–	–	–	–	–	–	——————>		T5B-5-15132
15132	**T5B-5-15132**	SU	5	8	+	–	+	–	–	+	–	–	–	–	–	–		3/44	
15132	**T5-5-15132**	SU	5	8	+	–	+	–	–	+	–	–	–	–	–	–		3/44	
15133	**T0-5-15133**	SU	6	10	+	+	–	+	+	+	–	–	–	–	–	–	1/20-12	2/42	T0-5-8263
15133	**T3-5-15133**	SU	6	10	+	+	–	+	–	+	–	–	–	–	–	–	1/20-12	2/42	T3-5-8263
15133	**T4A-6-15133**	SU	6	10	–	–	–	–	–	–	–	–	–	–	–	–	——————>		T5B-6-15133
15133	**T5B-6-15133**	SU	6	10	+	–	+	–	–	+	–	–	–	–	–	–		3/44	
15133	**T5-6-15133**	SU	6	10	+	–	+	–	–	+	–	–	–	–	–	–		3/44	
15134	**T0-6-15134**	SU	7	12	+	+	–	+	+	+	–	–	–	–	–	–	1/21-09	2/42	T0-6-8264
15134	**T3-6-15134**	SU	7	12	+	+	–	+	–	+	–	–	–	–	–	–	1/21-09	2/42	T3-6-8264
15134	**T4A-7-15134**	SU	7	12	–	–	–	–	–	–	–	–	–	–	–	–	——————>		T5B-7-15134
15134	**T5B-7-15134**	SU	7	12	+	–	+	–	–	+	–	–	–	–	–	–		3/44	
15134	**T5-7-15134**	SU	7	12	+	–	+	–	–	+	–	–	–	–	–	–		3/44	
15135	**T0-7-15135**	SU	8	14	+	+	–	+	+	+	–	–	–	–	–	–	1/22-09	2/42	T0-7-8265
15135	**T3-7-15135**	SU	8	14	+	+	–	+	–	+	–	–	–	–	–	–	1/22-09	2/42	T3-7-8265
15135	**T4A-8-15135**	SU	8	14	–	–	–	–	–	–	–	–	–	–	–	–	——————>		T5B-8-15135
15135	**T5B-8-15135**	SU	8	14	+	–	+	–	–	+	–	–	–	–	–	–		3/44	
15135	**T5-8-15135**	SU	8	14	+	–	+	–	–	+	–	–	–	–	–	–		3/44	
15136	**T0-2-15136**	SU	2	4	+	+	–	+	+	+	+	–	–	–	–	–		2/43	T0-2-8221
15136	**T3-2-15136**	SU	2	4	+	+	–	+	–	+	+	–	–	–	–	–		2/43	T3-2-8221
15136	**T4A-2-15136**	SU	2	4	–	–	–	–	–	–	–	–	–	–	–	–	——————>		T5B-2-15136
15136	**T5B-2-15136**	SU	2	4	+	–	+	–	–	+	+	–	–	–	–	–		3/46	
15136	**T5-2-15136**	SU	2	4	+	–	+	–	–	+	–	+	–	–	–	–		3/46	
15137	**T0-3-15137**	SU	3	6	+	+	–	+	+	+	+	–	–	–	–	–	1/10-08	2/43	T0-3-8250
15137	**T3-3-15137**	SU	3	6	+	+	–	+	–	+	+	–	–	–	–	–	1/10-08	2/43	T3-3-8250
15137	**T4A-3-15137**	SU	3	6	–	–	–	–	–	–	–	–	–	–	–	–	——————>		T5B-3-15137
15137	**T5B-3-15137**	SU	3	6	+	–	+	–	–	+	+	–	–	–	–	–		3/46	
15137	**T5-3-15137**	SU	3	6	+	–	+	–	–	+	–	+	–	–	–	–		3/46	
15138	**T0-4-15138**	SU	4	8	+	+	–	+	+	+	+	–	–	–	–	–	1/15-12	2/43	T0-4-8251
15138	**T3-4-15138**	SU	4	8	+	+	–	+	–	+	+	–	–	–	–	–	1/15-12	2/43	T3-4-8251
15138	**T4A-4-15138**	SU	4	8	–	–	–	–	–	–	–	–	–	–	–	–	——————>		T5B-4-15138
15138	**T5B-4-15138**	SU	4	8	+	–	+	–	–	+	+	–	–	–	–	–		3/46	
15138	**T5-4-15138**	SU	4	8	+	–	+	–	–	+	–	+	–	–	–	–		3/46	
15139	**T0-5-15139**	SU	5	10	+	+	–	+	+	+	–	–	–	–	–	–	1/18-20	2/43	T0-5-8252
15139	**T3-5-15139**	SU	5	10	+	+	–	+	–	+	–	–	–	–	–	–	1/18-20	2/43	T3-5-8252
15139	**T4A-5-15139**	SU	5	10	–	–	–	–	–	–	–	–	–	–	–	–	——————>		T5B-5-15139
15139	**T5B-5-15139**	SU	5	10	+	–	+	–	–	+	–	–	–	–	–	–		3/46	
15139	**T5-5-15139**	SU	5	10	+	–	+	–	–	+	–	–	–	–	–	–		3/46	
15140	**T0-6-15140**	SU	6	12	+	+	–	+	+	+	–	–	–	–	–	–	1/20-16	2/44	T0-6-8253
15140	**T3-6-15140**	SU	6	12	+	+	–	+	–	+	–	–	–	–	–	–	1/20-16	2/44	T3-6-8253
15140	**T4A-6-15140**	SU	6	12	–	–	–	–	–	–	–	–	–	–	–	–	——————>		T5B-6-15140
15140	**T5B-6-15140**	SU	6	12	+	–	+	–	–	+	–	–	–	–	–	–		3/46	
15140	**T5-6-15140**	SU	6	12	+	–	+	–	–	+	–	–	–	–	–	–		3/46	
15141	**T0-7-15141**	SU	7	14	+	+	–	+	+	+	–	–	–	–	–	–	1/21-13	2/44	T0-7-8254
15141	**T3-7-15141**	SU	7	14	+	+	–	+	–	+	–	–	–	–	–	–	1/21-13	2/44	T3-7-8254
15141	**T4A-7-15141**	SU	7	14	–	–	–	–	–	–	–	–	–	–	–	–	——————>		T5B-7-15141
15141	**T5B-7-15141**	SU	7	14	+	–	+	–	–	+	–	–	–	–	–	–		3/47	
15141	**T5-7-15141**	SU	7	14	+	–	+	–	–	+	–	–	–	–	–	–		3/47	
15142	**T0-8-15142**	SU	8	16	+	+	–	+	+	+	–	–	–	–	–	–	1/22-14	2/44	T0-8-8255
15142	**T3-8-15142**	SU	8	16	+	+	–	+	–	+	–	–	–	–	–	–	1/22-14	2/44	T3-8-8255

1	2	3	4	5	6								7				8	9	10
Schaltung Contact sequence Schéma	**Typ Type Type**	Art Form	FS-Pos.	Kontakte Contacts	**Bauformen Mounting form Type de montage**								**Hauptschalter Main switch Interrupteur général**				Schaltbild Contact diagram Diagrammes		Alternativ-Typ Alternative-Type Type alternatif
Nr. No. No.					/E	/EZ	/X	/XZ	/IVS	/Z	/I	/CI19	/I/SVB	/CI19/SVB	/EA/SVB	/V/SVB	Seite-Bild-Nr. Page-Pict.-No. Page-Pict.-No.	Seite Page Page	
15142	**T4A-8-15142**	SU	8	16	–	–	–	–	–	–	–	–	–	–	–	–	——>		T5B-8-15142
15142	**T5B-8-15142**	SU	8	16	+	–	+	–	–	+	–	–	–	–	–	–		3/47	
15142	**T5-8-15142**	SU	8	16	+	–	+	–	–	+	–	–	–	–	–	–		3/47	
15143	**T0-3-15143**	SU	3	6	+	+	–	+	+	+	+	–	–	–	–	–	1/10-15	2/45	T0-3-8280
15143	**T3-3-15143**	SU	3	6	+	+	–	+	–	+	+	–	–	–	–	–	1/10-15	2/45	T3-3-8280
15143	**T4A-3-15143**	SU	3	6	–	–	–	–	–	–	–	–	–	–	–	–	——>		T5B-3-15143
15143	**T5B-3-15143**	SU	3	6	+	–	+	–	–	+	+	–	–	–	–	–		3/48	
15143	**T5-3-15143**	SU	3	6	+	–	+	–	–	+	–	+	–	–	–	–		3/48	
15144	**T0-5-15144**	SU	4	9	+	+	–	+	+	+	–	–	–	–	–	–	1/15-21	2/45	T0-5-8281
15144	**T3-5-15144**	SU	4	9	+	+	–	+	–	+	–	–	–	–	–	–	1/15-21	2/45	T3-5-8281
15144	**T4A-5-15144**	SU	4	9	–	–	–	–	–	–	–	–	–	–	–	–	——>		T5B-5-15144
15144	**T5B-5-15144**	SU	4	9	+	–	+	–	–	+	–	–	–	–	–	–		3/49	
15144	**T5-5-15144**	SU	4	9	+	–	+	–	–	+	–	–	–	–	–	–		3/49	
15145	**T0-6-15145**	SU	5	12	+	+	–	+	+	+	–	–	–	–	–	–	1/19-04	2/45	T0-6-8282
15145	**T3-6-15145**	SU	5	12	+	+	–	+	–	+	–	–	–	–	–	–	1/19-04	2/45	T3-6-8282
15145	**T4A-8-15145**	SU	5	12	–	–	–	–	–	–	–	–	–	–	–	–	——>		T5B-8-15145
15145	**T5B-8-15145**	SU	5	12	+	–	+	–	–	+	–	–	–	–	–	–		3/49	
15145	**T5-8-15145**	SU	5	12	+	–	+	–	–	+	–	–	–	–	–	–		3/49	
15146	**T0-8-15146**	SU	6	15	+	+	–	+	+	+	–	–	–	–	–	–	1/20-21	2/45	T0-8-8283
15146	**T3-8-15146**	SU	6	15	+	+	–	+	–	+	–	–	–	–	–	–	1/20-21	2/45	T3-8-8283
15146	**T4A-9-15146**	SU	6	15	–	–	–	–	–	–	–	–	–	–	–	–	——>		T5B-9-15146
15146	**T5B-9-15146**	SU	6	15	+	–	+	–	–	+	–	–	–	–	–	–		3/49	
15146	**T5-9-15146**	SU	6	15	+	–	+	–	–	+	–	–	–	–	–	–		3/49	
15147	**T0-9-15147**	SU	7	18	+	+	–	+	+	+	–	–	–	–	–	–	1/24-20	2/84	
15147	**T3-9-15147**	SU	7	18	+	+	–	+	–	+	–	–	–	–	–	–	1/24-20	2/84	
15148	**T0-11-15148**	SU	8	21	+	+	–	+	+	+	–	–	–	–	–	–	1/26-04	2/84	
15148	**T3-11-15148**	SU	8	21	+	+	–	+	–	+	–	–	–	–	–	–	1/26-04	2/84	
15149	**T0-3-15149**	SU	2	6	+	+	–	+	+	+	+	–	–	–	–	–		2/46	T0-3-8222
15149	**T3-3-15149**	SU	2	6	+	+	–	+	–	+	+	–	–	–	–	–		2/46	T3-3-8222
15149	**T4A-3-15149**	SU	2	6	–	–	–	–	–	–	–	–	–	–	–	–	——>		T5B-3-15149
15149	**T5B-3-15149**	SU	2	6	+	–	+	–	–	+	+	–	–	–	–	–		3/50	
15149	**T5-3-15149**	SU	2	6	+	–	+	–	–	+	–	+	–	–	–	–		3/50	
15150	**T0-5-15150**	SU	3	9	+	+	–	+	+	+	–	–	–	–	–	–	1/12-08	2/46	T0-5-8270
15150	**T3-5-15150**	SU	3	9	+	+	–	+	–	+	–	–	–	–	–	–	1/12-08	2/46	T3-5-8270
15150	**T4A-5-15150**	SU	3	9	–	–	–	–	–	–	–	–	–	–	–	–	——>		T5B-5-15150
15150	**T5B-5-15150**	SU	3	9	+	–	+	–	–	+	–	–	–	–	–	–		3/50	
15150	**T5-5-15150**	SU	3	9	+	–	+	–	–	+	–	–	–	–	–	–		3/50	
15151	**T0-6-15151**	SU	4	12	+	+	–	+	+	+	–	–	–	–	–	–	1/16-25	2/46	T0-6-8271
15151	**T3-6-15151**	SU	4	12	+	+	–	+	–	+	–	–	–	–	–	–	1/16-25	2/46	T3-6-8271
15151	**T4A-6-15151**	SU	4	12	–	–	–	–	–	–	–	–	–	–	–	–	——>		T5B-6-15151
15151	**T5B-6-15151**	SU	4	12	+	–	+	–	–	+	–	–	–	–	–	–		3/50	
15151	**T5-6-15151**	SU	4	12	+	–	+	–	–	+	–	–	–	–	–	–		3/50	
15152	**T0-8-15152**	SU	5	15	+	+	–	+	+	+	–	–	–	–	–	–	1/19-12	2/46	T0-8-8272
15152	**T3-8-15152**	SU	5	15	+	+	–	+	–	+	–	–	–	–	–	–	1/19-12	2/46	T3-8-8272
15152	**T4A-8-15152**	SU	5	15	–	–	–	–	–	–	–	–	–	–	–	–	——>		T5B-8-15152
15152	**T5B-8-15152**	SU	5	15	+	–	+	–	–	+	–	–	–	–	–	–		3/51	
15152	**T5-8-15152**	SU	5	15	+	–	+	–	–	+	–	–	–	–	–	–		3/51	
15153	**T0-9-15153**	SU	6	18	+	+	–	+	+	+	–	–	–	–	–	–	1/24-17	2/85	
15153	**T3-9-15153**	SU	6	18	+	+	–	+	–	+	–	–	–	–	–	–	1/24-17	2/85	
15153	**T4A-9-15153**	SU	6	18	–	–	–	–	–	–	–	–	–	–	–	–	——>		T5B-9-15153
15153	**T5B-9-15153**	SU	6	18	+	–	+	–	–	+	–	–	–	–	–	–		3/51	
15153	**T5-9-15153**	SU	6	18	+	–	+	–	–	+	–	–	–	–	–	–		3/51	
15154	**T0-11-15154**	SU	7	21	+	+	–	+	+	+	–	–	–	–	–	–	1/26-01	2/85	
15154	**T3-11-15154**	SU	7	21	+	+	–	+	–	+	–	–	–	–	–	–	1/26-01	2/85	
15158		EA	2	5	–	–	–	–	–	–	–	–	–	–	–	–	——>		T0-3-15259
15158		EA	2	5	–	–	–	–	–	–	–	–	–	–	–	–	——>		T3-3-15259
15158	**T46A-5-15158**	EA	2	5	–	–	–	–	–	–	–	–	–	–	–	–	——>		T5-3-15260

Standardschaltungen
Standard contact sequences / Schémas standards

1	2	3	4	5	6								7				8	9	10
Schaltung Contact sequence Schéma Nr. No. No.	**Typ** **Type** **Type**	Art Form	FS- Pos.	Kon- takte Con- tacts	**Bauformen** **Mounting form** **Type de montage**								**Hauptschalter** **Main switch** **Interrupteur général**				Schaltbild Contact diagram Diagrammes		Alternativ-Typ Alternative-Type Type alternatif
					/E	**/EZ**	**/X**	**/XZ**	**/IVS**	**/Z**	**/I**	**/CI19**	**/i/SVB**	**/CI19/SVB**	**/EA/SVB**	**/V/SVB**	Seite-Bild-Nr. Page-Pict.-No. Page-Pict.-No.	Seite Page Page	
15159	**T0-3-15159**	EA	2	6	+	+	–	+	+	+	+	–	+	–	+	+	1/06-01		T0-3-15683
15159	**T3-3-15159**	EA	2	6	+	+	–	+	–	+	+	–	+	–	+	+	1/06-01		T3-3-15683
15159	**T4A-3-15159**	EA	2	6	–	–	–	–	–	–	–	–	–	–	–	–	——————>		T5B-3-15159
15159	**T5B-3-15159**	EA	2	6	+	–	+	–	–	+	+	–	+	–	+	+		3/03	
15159	**T5-3-15159**	EA	2	6	+	–	+	–	–	+	–	+	–	+	+	+		3/03	
15160		EA	2	7	–	–	–	–	–	–	–	–	–	–	–	–	——————>		P1-25/../2HI11
15160	**T44A-4-15160**	EA	2	7	–	–	–	–	–	–	–	–	–	–	–	–	——————>		P3-63/.../2HI11
15161		EA	2	7	–	–	–	–	–	–	–	–	–	–	–	–	——————>		P1-32/../2HI11
15161	**T46A-6-15161**	EA	2	7	–	–	–	–	–	–	–	–	–	–	–	–	——————>		P3-100/.../2HI11
15162		EA	2	7	–	–	–	–	–	–	–	–	–	–	–	–	——————>		P1-32/../2HI11
15162	**T41A-5-15162**	EA	2	7	–	–	–	–	–	–	–	–	–	–	–	–	——————>		P3-100/.../2HI11
15163		EA	2	6	–	–	–	–	–	–	–	–	–	–	–	–	——————>		T0-3-8342
15163		EA	2	6	–	–	–	–	–	–	–	–	–	–	–	–	——————>		T3-3-8342
15163	**T46A-7-15163**	EA	2	6	–	–	–	–	–	–	–	–	–	–	–	–	——————>		T5-3-8342
15164	**T0-4-15164**	EA	2	8	+	+	–	+	+	+	+	–	+	–	+	+	1/06-11	2/05	T0-4-15682
15164	**T3-4-15164**	EA	2	8	+	+	–	+	–	+	+	–	+	–	+	+	1/06-11	2/05	T3-4-15682
15164	**T4A-4-15164**	EA	2	8	–	–	–	–	–	–	–	–	–	–	–	–	——————>		T5B-4-15164
15164	**T5B-4-15164**	EA	2	8	+	–	+	–	–	+	+	–	+	–	+	+		3/03,04	
15164	**T5-4-15164**	EA	2	8	+	–	+	–	–	+	–	+	–	+	+	+		3/03,04	
15165		EA	2	8	–	–	–	–	–	–	–	–	–	–	–	–	——————>		T0-4-15164
15165		EA	2	8	–	–	–	–	–	–	–	–	–	–	–	–	——————>		T3-4-15164
15165	**T44A-5-15165**	EA	2	8	–	–	–	–	–	–	–	–	–	–	–	–	——————>		T5B-4-15164
15166		EA	2	8	–	–	–	–	–	–	–	–	–	–	–	–	——————>		T0-4-15164
15166		EA	2	8	–	–	–	–	–	–	–	–	–	–	–	–	——————>		T3-4-15164
15166	**T46A-9-15166**	EA	2	8	–	–	–	–	–	–	–	–	–	–	–	–	——————>		T5-4-15164
15167		EA	2	8	–	–	–	–	–	–	–	–	–	–	–	–	——————>		T0-4-15164
15167		EA	2	8	–	–	–	–	–	–	–	–	–	–	–	–	——————>		T3-4-15164
15167	**T41A-7-15167**	EA	2	8	–	–	–	–	–	–	–	–	–	–	–	–	——————>		T5-4-15164
15168	**T0-6-15168**	EA	2	12	+	+	–	+	+	+	–	–	–	–			1/06-27	2/05	
15168	**T3-6-15168**	EA	2	12	+	+	–	+	–	+	–	–	–	–	+	+	1/06-27	2/05	
15168	**T4A-6-15168**	EA	2	12	–	–	–	–	–	–	–	–	–	–	–	–	——————>		T5B-6-15168
15168	**T5B-6-15168**	EA	2	12	+	–	+	–	–	+	–	–	–	–	+	+		3/03	
15168	**T5-6-15168**	EA	2	12	+	–	+	–	–	+	–	–	–	–	+	+		3/03	
15169	**T0-2-15169**	EA	2	4	+	+	–	+	+	+	+	–	+	–	+	+	1/05-05		T0-2-15679
15169	**T3-2-15169**	EA	2	4	+	+	–	+	–	+	+	–	+	–	+	+	1/05-05		T3-2-15679
15169	**T4A-2-15169**	EA	2	4	–	–	–	–	–	–	–	–	–	–	–	–	——————>		T5B-2-15169
15169	**T5B-2-15169**	EA	2	4	+	–	+	–	–	+	+	–	+	–	+	+		3/03	
15169	**T5-2-15169**	EA	2	4	+	–	+	–	–	+	–	+	–	+	+	+		3/03	
15170	**T0-2-15170**	MU	4	4	+	+	–	+	+	+	+	–	–	–	–	–	1/14-14	2/60	
15170	**T3-2-15170**	MU	4	4	+	+	–	+	–	+	+	–	–	–	–	–	1/14-14	2/60	
15172	**T0-5-15172**	MU	3	10	+	+	–	+	+	+	–	–	–	–	–	–	1/12-21	2/62	
15172	**T3-5-15172**	MU	3	10	+	+	–	+	–	+	–	–	–	–	–	–	1/12-21	2/62	
15173	**T0-6-15173**	MU	4	11	+	+	–	+	+	+	–	–	–	–	–	–	1/16-08	2/63	
15173	**T3-6-15173**	MU	4	11	+	+	–	+	–	+	–	–	–	–	–	–	1/16-08	2/63	
15174	**T0-2-15174**	MU	4	4	+	+	–	+	+	+	+	–	–	–	–	–			T0-2-15176
15174	**T3-2-15174**	MU	4	4	+	+	–	+	–	+	+	–	–	–	–	–			T3-2-15176
15175	**T0-2-15175**	MU	4	4	+	+	–	+	+	+	+	–	–	–	–	–			T0-2-15177
15175	**T3-2-15175**	MU	4	4	+	+	–	+	–	+	+	–	–	–	–	–			T3-2-15177
15176	**T0-2-15176**	MU	4	4	+	+	–	+	+	+	+	–	–	–	–	–	1/14-05	2/58	
15176	**T3-2-15176**	MU	4	4	+	+	–	+	–	+	+	–	–	–	–	–	1/14-05	2/58	
15177	**T0-2-15177**	MU	4	4	+	+	–	+	+	+	+	–	–	–	–	–	1/14-06	2/58	
15177	**T3-2-15177**	MU	4	4	+	+	–	+	–	+	+	–	–	–	–	–	1/14-06	2/58	
15178	**T0-5-15178**	MU	4	10	+	+	–	+	+	+	–	–	–	–	–	–	1/15-29	2/62	
15178	**T3-5-15178**	MU	4	10	+	+	–	+	–	+	–	–	–	–	–	–	1/15-29	2/62	
15180	**T0-1-15180**	UG	3	2	+	+	–	+	+	+	+	–	–	–	–	–	1/07-15	2/72	T0-1-15421
15180	**T3-1-15180**	UG	3	2	+	+	–	+	–	+	+	–	–	–	–	–	1/07-15	2/72	T3-1-15421
15180	**T4A-1-15180**	UG	3	2	–	–	–	–	–	–	–	–	–	–	–	–	——————>		T5B-1-15180

1	2	3	4	5	6								7				8	9	10
Schaltung Contact sequence Schéma	**Typ** **Type** **Type**	Art Form	FS- Pos.	Kon- takte Con- tacts	**Bauformen** **Mounting form** **Type de montage**								**Hauptschalter** **Main switch** **Interrupteur général**				Schaltbild Contact diagram Diagrammes		Alternativ-Typ Alternative-Type Type alternatif
Nr. No. No.					/E	/EZ	/X	/XZ	/IVS	/Z	/I	/CI19	/I/SVB	/CI19/SVB	/EA/SVB	/V/SVB	Seite-Bild-Nr. Page-Pict.-No. Page-Pict.-No.	Seite Page Page	
15180	**T5B-1-15180**	UG	3	2	+	–	+	–	–	+	+	–	–	–	–	–		3/0764	
15180	**T5-1-15180**	UG	3	2	+	–	+	–	–	+	–	+	–	–	–	–		3/0764	
15181	**T41A-8-15181**	EA	3	8	–	–	–	–	–	–	–	–	–	–	–	–	——————>		T5-4-88
15182	**T41A-8-15182**	EA	3	8	–	–	–	–	–	–	–	–	–	–	–	–	——————>		T5-4-8294
15183	**T41A-8-15183**	UG	3	8	–	–	–	–	–	–	–	–	–	–	–	–	——————>		T5-4-41
15185	**T0-4-15185**	UW	2	8	+	+	–	+	+	+	+	–	–	–	–	–	1/06-13	2/10	
15185	**T3-4-15185**	UW	2	8	+	+	–	+	–	+	+	–	–	–	–	–	1/06-13	2/10	
15190	**T0-3-15190**	W	3	6	+	+	–	+	+	+	+	–	–	–	–	–	1/10-11	2/11	
15190	**T3-3-15190**	W	3	6	+	+	–	+	–	+	+	–	–	–	–	–	1/10-11	2/11	
15190	**T4A-4-15190**	W	3	6	–	–	–	–	–	–	–	–	–	–	–	–	——————>		T5B-4-15190
15190	**T5B-4-15190**	W	3	6	+	–	+	–	–	+	+	–	–	–	–	–		3/11	
15190	**T5-4-15190**	W	3	6	+	–	+	–	–	+	–	+	–	–	–	–		3/11	
15191	**T44A-4-15191**	W	3	6	–	–	–	–	–	–	–	–	–	–	–	–	——————>		T5B-3-20
15203	**T0-5-15203**	PD	2	9	+	+	–	+	+	+	–	–	–	–	–	–	1/06-19	2/19	
15203	**T3-5-15203**	PD	2	9	+	+	–	+	–	+	–	–	–	–	–	–	1/06-19	2/19	
15203	**T4A-5-15203**	PD	2	9	–	–	–	–	–	–	–	–	–	–	–	–	——————>		T5B-5-15203
15203	**T5B-5-15203**	PD	2	9	+	–	+	–	–	+	–	–	–	–	–	–		3/20	
15203	**T5-5-15203**	PD	2	9	+	–	+	–	–	+	–	–	–	–	–	–		3/20	
15204	**T0-4-15204**	PD	3	8	+	+	–	+	+	+	+	–	–	–	–	–	1/11-21	2/19	
15204	**T3-4-15204**	PD	3	8	+	+	–	+	–	+	+	–	–	–	–	–	1/11-21	2/19	
15204	**T4A-4-15204**	PD	3	8	–	–	–	–	–	–	–	–	–	–	–	–	——————>		T5B-4-15204
15204	**T5B-4-15204**	PD	3	8	+	–	+	–	–	+	+	–	–	–	–	–		3/20	
15204	**T5-4-15204**	PD	3	8	+	–	+	–	–	+	–	+	–	–	–	–		3/20	
15208		PD	4	12	–	–	–	–	–	–	–	–	–	–	–	–	——————>		T0-6-104
15208	**T4A-6-15208**	PD	4	12	–	–	–	–	–	–	–	–	–	–	–	–	——————>		T5B-6-15208
15208	**T5B-6-15208**	PD	4	12	+	–	+	–	–	+	–	–	–	–	–	–		3/20	
15208	**T5-6-15208**	PD	4	12	+	–	+	–	–	+	–	–	–	–	–	–		3/20	
15215	**T0-4-15215**	SU	9	8	+	+	–	+	+	+	+	–	–	–	–	–	1/22-18	2/54	
15215	**T3-4-15215**	SU	9	8	+	+	–	+	–	+	+	–	–	–	–	–	1/22-18	2/54	
15215	**T4A-8-15215**	SU	9	8	–	–	–	–	–	–	–	–	–	–	–	–	——————>		T5B-8-15215
15215	**T5B-8-15215**	SU	9	8	+	–	+	–	–	+	–	–	–	–	–	–		3/57	
15215	**T5-8-15215**	SU	9	8	+	–	+	–	–	+	–	–	–	–	–	–		3/57	
15216	**T0-5-15216**	SU	10	9	+	+	–	+	+	+	–	–	–	–	–	–	1/23-10	2/54	
15216	**T3-5-15216**	SU	10	9	+	+	–	+	–	+	–	–	–	–	–	–	1/23-10	2/54	
15216	**T4A-9-15216**	SU	10	9	–	–	–	–	–	–	–	–	–	–	–	–	——————>		T5B-9-15216
15216	**T5B-9-15216**	SU	10	9	+	–	+	–	–	+	–	–	–	–	–	–		3/57	
15216	**T5-9-15216**	SU	10	9	+	–	+	–	–	+	–	–	–	–	–	–		3/57	
15217	**T0-5-15217**	SU	11	10	+	+	–	+	+	+	–	–	–	–	–	–	1/23-19	2/54	
15217	**T3-5-15217**	SU	11	10	+	+	–	+	–	+	–	–	–	–	–	–	1/23-19	2/54	
15217	**T4A-10-15217**	SU	11	10	–	–	–	–	–	–	–	–	–	–	–	–	——————>		T5B-10-15217
15217	**T5B-10-15217**	SU	11	10	+	–	+	–	–	+	–	–	–	–	–	–		3/57	
15217	**T5-10-15217**	SU	11	10	+	–	+	–	–	+	–	–	–	–	–	–		3/57	
15218	**T0-6-15218**	SU	12	11	+	+	–	+	+	+	–	–	–	–	–	–	1/24-01	2/54	
15218	**T3-6-15218**	SU	12	11	+	+	–	+	–	+	–	–	–	–	–	–	1/24-01	2/54	
15219	**T0-5-15219**	SU	9	9	+	+	–	+	+	+	–	–	–	–	–	–	1/22-22	2/55	
15219	**T3-5-15219**	SU	9	9	+	+	–	+	–	+	–	–	–	–	–	–	1/22-22	2/55	
15219	**T4A-8-15219**	SU	9	9	–	–	–	–	–	–	–	–	–	–	–	–	——————>		T5B-8-15219
15219	**T5B-8-15219**	SU	9	9	+	–	+	–	–	+	–	–	–	–	–	–		3/58	
15219	**T5-8-15219**	SU	9	9	+	–	+	–	–	+	–	–	–	–	–	–		3/58	
15220	**T0-5-15220**	SU	10	10	+	+	–	+	+	+	–	–	–	–	–	–	1/23-14	2/55	
15220	**T3-5-15220**	SU	10	10	+	+	–	+	–	+	–	–	–	–	–	–	1/23-14	2/55	
15220	**T4A-9-15220**	SU	10	10	–	–	–	–	–	–	–	–	–	–	–	–	——————>		T5B-9-15220
15220	**T5B-9-15220**	SU	10	10	+	–	+	–	–	+	–	–	–	–	–	–		3/58	
15220	**T5-9-15220**	SU	10	10	+	–	+	–	–	+	–	–	–	–	–	–		3/58	
15221	**T0-6-15221**	SU	11	11	+	+	–	+	+	+	–	–	–	–	–	–	1/23-22	2/55	
15221	**T3-6-15221**	SU	11	11	+	+	–	+	–	+	–	–	–	–	–	–	1/23-22	2/55	
15221	**T4A-10-15221**	SU	11	11	–	–	–	–	–	–	–	–	–	–	–	–	——————>		T5B-10-15221

Standardschaltungen
Standard contact sequences / Schémas standards

1	2	3	4	5	6								7				8	9	10
Schaltung Contact sequence Schéma	**Typ** **Type** **Type**	Art Form	FS- Pos.	Kon- takte Con- tacts	**Bauformen** **Mounting form** **Type de montage**								**Hauptschalter** **Main switch** **Interrupteur général**				Schaltbild Contact diagram Diagrammes		Alternativ-Typ Alternative-Type Type alternatif
Nr. No. No.					/E	/EZ	/X	/XZ	/IVS	/Z	/I	/CI19	/I/SVB	/CI19/SVB	/EA/SVB	/V/SVB	Seite-Bild-Nr. Page-Pict.-No. Page-Pict.-No.	Seite Page Page	
15221	**T5B-10-15221**	SU	11	11	+	–	+	–	–	+	–	–	–	–	–	–		3/58	
15221	**T5-10-15221**	SU	11	11	+	–	+	–	–	+	–	–	–	–	–	–		3/58	
15222	**T0-6-15222**	SU	12	12	+	+	–	+	+	+	–	–	–	–	–	–	1/24-05	2/55	
15222	**T3-6-15222**	SU	12	12	+	+	–	+	–	+	–	–	–	–	–	–	1/24-05	2/55	
15223	**T0-4-15223**	SU	9	8	+	+	–	+	+	+	+	–	–	–	–	–	1/22-19	2/49	
15223	**T3-4-15223**	SU	9	8	+	+	–	+	–	+	+	–	–	–	–	–	1/22-19	2/49	
15224	**T0-5-15224**	SU	10	9	+	+	–	+	+	+	–	–	–	–	–	–	1/23-11	2/49	
15224	**T3-5-15224**	SU	10	9	+	+	–	+	–	+	–	–	–	–	–	–	1/23-11	2/49	
15225	**T0-5-15225**	SU	11	10	+	+	–	+	+	+	–	–	–	–	–	–	1/23-18	2/49	
15225	**T3-5-15225**	SU	11	10	+	+	–	+	–	+	–	–	–	–	–	–	1/23-18	2/49	
15226	**T0-6-15226**	SU	12	11	+	+	–	+	+	+	–	–	–	–	–	–	1/23-26	2/49	
15226	**T3-6-15226**	SU	12	11	+	+	–	+	–	+	–	–	–	–	–	–	1/23-26	2/49	
15227	**T0-5-15227**	SU	9	9	+	+	–	+	+	+	–	–	–	–	–	–	1/22-23	2/52	
15227	**T3-5-15227**	SU	9	9	+	+	–	+	–	+	–	–	–	–	–	–	1/22-23	2/52	
15228	**T0-5-15228**	SU	10	10	+	+	–	+	+	+	–	–	–	–	–	–	1/23-15	2/52	
15228	**T3-5-15228**	SU	10	10	+	+	–	+	–	+	–	–	–	–	–	–	1/23-15	2/52	
15229	**T0-6-15229**	SU	11	11	+	+	–	+	+	+	–	–	–	–	–	–	1/23-23	2/52	
15229	**T3-6-15229**	SU	11	11	+	+	–	+	–	+	–	–	–	–	–	–	1/23-23	2/52	
15230	**T0-6-15230**	SU	12	12	+	+	–	+	+	+	–	–	–	–	–	–	1/24-04	2/52	
15230	**T3-6-15230**	SU	12	12	+	+	–	+	–	+	–	–	–	–	–	–	1/24-04	2/52	
15236	**T0-9-15236**	PD	5	18	+	+	–	+	+	+	–	–	–	–	–	–		2/79	
15236	**T3-9-15236**	PD	5	18	+	+	–	+	–	+	–	–	–	–	–	–		2/79	
15238	**T0-9-15238**	PD	5	18	+	+	–	+	+	+	–	–	–	–	–	–		2/79	T0-9-185
15238	**T3-9-15238**	PD	5	18	+	+	–	+	–	+	–	–	–	–	–	–		2/79	T3-9-185
15240		EA	2	5	–	–	–	–	–	–	–	–	–	–	–	–	——————>		T0-3-15259
15240	**T4A-3-15240**	EA	2	5	–	–	–	–	–	–	–	–	–	–	–	–	——————>		T5B-3-15240
15240	**T5B-3-15240**	EA	2	5	+	–	+	–	–	+	+	–	+	–	+	+		3/03	
15240	**T5-3-15240**	EA	2	5	+	–	+	–	–	+	–	+	–	+	+	+		3/03	
15246	**T0-4-15246**	SU	9	8	+	+	–	+	+	+	+	–	–	–	–	–	1/22-17	2/38	T0-4-8246
15246	**T3-4-15246**	SU	9	8	+	+	–	+	–	+	+	–	–	–	–	–	1/22-17	2/38	T3-4-8246
15246	**T4A-5-15246**	SU	9	8	–	–	–	–	–	–	–	–	–	–	–	–	——————>		T5B-5-15246
15246	**T5B-5-15246**	SU	9	8	+	–	+	–	–	+	–	–	–	–	–	–		3/40	
15246	**T5-5-15246**	SU	9	8	+	–	+	–	–	+	–	–	–	–	–	–		3/40	
15247	**T0-5-15247**	SU	10	9	+	+	–	+	+	+	–	–	–	–	–	–	1/23-09	2/38	T0-5-8247
15247	**T3-5-15247**	SU	10	9	+	+	–	+	–	+	–	–	–	–	–	–	1/23-09	2/38	T3-5-8247
15247	**T4A-5-15247**	SU	10	9	–	–	–	–	–	–	–	–	–	–	–	–	——————>		T5B-5-15247
15247	**T5B-5-15247**	SU	10	9	+	–	+	–	–	+	–	–	–	–	–	–		3/40	
15247	**T5-5-15247**	SU	10	9	+	–	+	–	–	+	–	–	–	–	–	–		3/40	
15248	**T0-5-15248**	SU	11	10	+	+	–	+	+	+	–	–	–	–	–	–	1/23-17	2/38	T0-5-8248
15248	**T3-5-15248**	SU	11	10	+	+	–	+	–	+	–	–	–	–	–	–	1/23-17	2/38	T3-5-8248
15248	**T4A-6-15248**	SU	11	10	–	–	–	–	–	–	–	–	–	–	–	–	——————>		T5B-6-15248
15248	**T5B-6-15248**	SU	11	10	+	–	+	–	–	+	–	–	–	–	–	–		3/40	
15248	**T5-6-15248**	SU	11	10	+	–	+	–	–	+	–	–	–	–	–	–		3/40	
15249	**T0-6-15249**	SU	12	11	+	+	–	+	+	+	–	–	–	–	–	–	1/23-25	2/39	T0-6-8249
15249	**T3-6-15249**	SU	12	11	+	+	–	+	–	+	–	–	–	–	–	–	1/23-25	2/39	T3-6-8249
15249	**T4A-6-15249**	SU	12	11	–	–	–	–	–	–	–	–	–	–	–	–	——————>		T5B-6-15249
15249	**T5B-6-15249**	SU	12	11	+	–	+	–	–	+	–	–	–	–	–	–		3/41	
15249	**T5-6-15249**	SU	12	11	+	–	+	–	–	+	–	–	–	–	–	–		3/41	
15250	**T0-5-15250**	SU	9	9	+	+	–	+	+	+	–	–	–	–	–	–	1/22-21	2/40	T0-5-8236
15250	**T3-5-15250**	SU	9	9	+	+	–	+	–	+	–	–	–	–	–	–	1/22-21	2/40	T3-5-8236
15250	**T4A-5-15250**	SU	9	9	–	–	–	–	–	–	–	–	–	–	–	–	——————>		T5B-5-15250
15250	**T5B-5-15250**	SU	9	9	+	–	+	–	–	+	–	–	–	–	–	–		3/42	
15250	**T5-5-15250**	SU	9	9	+	–	+	–	–	+	–	–	–	–	–	–		3/42	
15251	**T0-5-15251**	SU	10	10	+	+	–	+	+	+	–	–	–	–	–	–	1/23-13	2/40	T0-5-8237
15251	**T3-5-15251**	SU	10	10	+	+	–	+	–	+	–	–	–	–	–	–	1/23-13	2/40	T3-5-8237
15251	**T4A-5-15251**	SU	10	10	–	–	–	–	–	–	–	–	–	–	–	–	——————>		T5B-5-15251
15251	**T5B-5-15251**	SU	10	10	+	–	+	–	–	+	–	–	–	–	–	–		3/42	

1	2	3	4	5	6								7				8	9	10
Schaltung Contact sequence Schéma	**Typ Type Type**	Art Form	FS-Pos.	Kontakte Contacts	**Bauformen Mounting form Type de montage**								**Hauptschalter Main switch Interrupteur général**				Schaltbild Contact diagram Diagrammes		Alternativ-Typ Alternative-Type Type alternatif
Nr. No. No.					/E	/EZ	/X	/XZ	/IVS	/Z	/I	/CI19	/I/SVB	/CI19/SVB	/EA/SVB	/V/SVB	Seite-Bild-Nr. Page-Pict.-No. Page-Pict.-No.	Seite Page Page	
15251	**T5-5-15251**	SU	10	10	+	–	+	–	–	+	–	–	–	–	–	–		3/42	
15252	**T0-6-15252**	SU	11	11	+	+	–	+	+	+	–	–	–	–	–	–	1/23-21	2/41	T0-6-8238
15252	**T3-6-15252**	SU	11	11	+	+	–	+	–	+	–	–	–	–	–	–	1/23-21	2/41	T3-6-8238
15252	**T4A-6-15252**	SU	11	11	–	–	–	–	–	–	–	–	–	–	–	–	——>		T5B-6-15252
15252	**T5B-6-15252**	SU	11	11	+	–	+	–	–	+	–	–	–	–	–	–		3/43	
15252	**T5-6-15252**	SU	11	11	+	–	+	–	–	+	–	–	–	–	–	–		3/43	
15253	**T0-6-15253**	SU	12	12	+	+	–	+	+	+	–	–	–	–	–	–	1/24-03	2/41	T0-6-8239
15253	**T3-6-15253**	SU	12	12	+	+	–	+	–	+	–	–	–	–	–	–	1/24-03	2/41	T3-6-8239
15253	**T4A-6-15253**	SU	12	12	–	–	–	–	–	–	–	–	–	–	–	–	——>		T5B-6-15253
15253	**T5B-6-15253**	SU	12	12	+	–	+	–	–	+	–	–	–	–	–	–		3/43	
15253	**T5-6-15253**	SU	12	12	+	–	+	–	–	+	–	–	–	–	–	–		3/43	
15256	**T0-4-15256**	EA	2	7	+	+	–	+	+	+	+	–	+	–	+	+		2/04	
15256	**T3-4-15256**	EA	2	7	+	+	–	+	–	+	+	–	+	–	+	+		2/04	
15257	**T44A-3-15257**	EA	2	5	–	–	–	–	–	–	–	–	–	–	–	–	——>		T5B-2-15169
15258	**T41A-4-15258**	EA	2	4	–	–	–	–	–	–	–	–	–	–	–	–	——>		T5-2-15169
15259	**T0-3-15259**	EA	2	5	+	+	–	+	+	+	+	–	+	–	+	+	1/05-23		T0-3-15683
15259	**T3-3-15259**	EA	2	5	+	+	–	+	–	+	+	–	+	–	+	+	1/05-23		T3-3-15683
15260	**T4A-3-15260**	EA	2	5	–	–	–	–	–	–	–	–	–	–	–	–	——>		T5B-3-15260
15260	**T5B-3-15260**	EA	2	5	+	–	+	–	–	+	+	–	+	–	+	+		3/03	
15260	**T5-3-15260**	EA	2	5	+	–	+	–	–	+	–	+	–	+	+	+		3/03	
15261	**T44A-3-15261**	EA	2	5	–	–	–	–	–	–	–	–	–	–	–	–	——>		T5B-2-15260
15262	**T41A-4-15262**	EA	2	5	–	–	–	–	–	–	–	–	–	–	–	–	——>		T5-3-15160
15263	**T0-1-15263**	EA	2	2	+	+	–	+	+	+	+	–	+	–	+	+		2/04	T0-1-102
15263	**T3-1-15263**	EA	2	2	+	+	–	+	–	+	+	–	+	–	+	+		2/04	T3-1-102
15264	**T44A-1-15264**	EA	2	1	–	–	–	–	–	–	–	–	–	–	–	–	——>		T5B-1-8200
15265	**T41A-2-15265**	EA	2	1	–	–	–	–	–	–	–	–	–	–	–	–	——>		T5-1-8200
15267	**T0-2-15267**	EA	2	4	+	+	–	+	+	+	+	–	+	–	+	+		2/04	T0-2-8293
15267	**T3-2-15267**	EA	2	4	+	+	–	+	–	+	+	–	+	–	+	+		2/04	T3-2-8293
15268	**T41A-2-15268**	EA	2	2	–	–	–	–	–	–	–	–	–	–	–	–	——>		T5-1-102
15270	**T0-5-15270**	SU	3	9	+	+	–	+	+	+	–	–	–	–	–	–	1/12-01	2/46	
15270	**T3-5-15270**	SU	3	9	+	+	–	+	–	+	–	–	–	–	–	–	1/12-01	2/46	
15270	**T4A-5-15270**	SU	3	9	–	–	–	–	–	–	–	–	–	–	–	–	——>		T5B-5-15270
15270	**T5B-5-15270**	SU	3	9	+	–	+	–	–	+	–	–	–	–	–	–		3/50	
15270	**T5-5-15270**	SU	3	9	+	–	+	–	–	+	–	–	–	–	–	–		3/50	
15280	**T46A-5-15280**	EA	2	4	–	–	–	–	–	–	–	–	–	–	–	–	——>		T5-2-113
15281	**T44A-3-15281**	EA	2	6	–	–	–	–	–	–	–	–	–	–	–	–	——>		T5B-2-8293
15282	**T46A-5-15282**	EA	2	6	–	–	–	–	–	–	–	–	–	–	–	–	——>		T5-2-8293
15283	**T41A-4-15283**	EA	2	4	–	–	–	–	–	–	–	–	–	–	–	–	——>		T5-2-8293
15284	**T0-3-15284**	EA	2	6	+	+	–	+	+	+	+	–	+	–	+	+	1/05-36		T0-3-15681
15284	**T3-3-15284**	EA	2	6	+	+	–	+	–	+	+	–	+	–	+	+	1/05-36		T3-3-15681
15284	**T4A-3-15284**	EA	2	6	–	–	–	–	–	–	–	–	–	–	–	–	——>		T5B-3-15284
15284	**T5B-3-15284**	EA	2	6	+	–	+	–	+	+	+	–	+	–	+	+		3/03	
15284	**T5-3-15284**	EA	2	6	+	+	+	–	+	+	+	+	+	+	+	+		3/03	
15290	**T0-8-15290**	SU	9	16	+	+	–	+	+	+	–	–	–	–	–	–	1/22-25	2/43	
15290	**T3-8-15290**	SU	9	16	+	+	–	+	–	+	–	–	–	–	–	–	1/22-25	2/43	
15290	**T4A-9-15290**	SU	9	16	–	–	–	–	–	–	–	–	–	–	–	–	——>		T5B-9-15290
15290	**T5B-9-15290**	SU	9	16	+	–	+	–	–	+	–	–	–	–	–	–		3/45	
15290	**T5-9-15290**	SU	9	16	+	–	+	–	–	+	–	–	–	–	–	–		3/45	
15291	**T0-9-15291**	SU	10	18	+	+	–	+	+	+	–	–	–	–	–	–	1/25-01	2/81	
15291	**T3-9-15291**	SU	10	18	+	+	–	+	–	+	–	–	–	–	–	–	1/25-01	2/81	
15291	**T4A-10-15291**	SU	10	18	–	–	–	–	–	–	–	–	–	–	–	–	——>		T5B-10-15291
15291	**T5B-10-15291**	SU	10	18	+	–	+	–	–	+	–	–	–	–	–	–		3/45	
15291	**T5-10-15291**	SU	10	18	+	–	+	–	–	+	–	–	–	–	–	–		3/45	
15292	**T0-10-15292**	SU	11	20	+	+	–	+	+	+	–	–	–	–	–	–	1/25-13	2/81	
15292	**T3-10-15292**	SU	11	20	+	+	–	+	–	+	–	–	–	–	–	–	1/25-13	2/81	
15293	**T0-11-15293**	SU	12	22	+	+	–	+	+	+	–	–	–	–	–	–	1/26-11	2/82	
15293	**T3-11-15293**	SU	12	22	+	+	–	+	–	+	–	–	–	–	–	–	1/26-11	2/82	

Standardschaltungen
Standard contact sequences / Schémas standards

1	2	3	4	5	6								7				8	9	10
Schaltung Contact sequence Schéma	**Typ** **Type** **Type**	Art Form	FS-Pos.	Kontakte Contacts	**Bauformen** **Mounting form** **Type de montage**								**Hauptschalter** **Main switch** **Interrupteur général**				Schaltbild Contact diagram Diagrammes		Alternativ-Typ Alternative-Type Type alternatif
Nr. No. No.					/E	/EZ	/X	/XZ	/IVS	/Z	/I	/CI19	/I/SVB	/CI19/SVB	/EA/SVB	/V/SVB	Seite-Bild-Nr. Page-Pict.-No. Page-Pict.-No.	Seite Page Page	
15294	**T0-9-15294**	SU	9	18	+	+	–	+	+	+	–	–	–	–	–	–	1/24-22	2/82	T0-9-8256
15294	**T3-9-15294**	SU	9	18	+	+	–	+	–	+	–	–	–	–	–	–	1/24-22	2/82	T3-9-8256
15294	**T4A-9-15294**	SU	9	18	–	–	–	–	–	–	–	–	–	–	–	–			T5B-9-15294
15294	**T5B-9-15294**	SU	9	18	+	–	+	–	–	+	–	–	–	–	–	–		3/47	
15294	**T5-9-15294**	SU	9	18	+	–	+	–	–	+	–	–	–	–	–	–		3/47	
15295	**T0-10-15295**	SU	10	20	+	+	–	+	+	+	–	–	–	–	–	–	1/25-11	2/83	T0-10-8257
15295	**T3-10-15295**	SU	10	20	+	+	–	+	–	+	–	–	–	–	–	–	1/25-11	2/83	T3-10-8257
15295	**T4A-10-15295**	SU	10	20	–	–	–	–	–	–	–	–	–	–	–	–			T5B-10-15295
15295	**T5B-10-15295**	SU	10	20	+	–	+	–	–	+	–	–	–	–	–	–		3/48	
15295	**T5-10-15295**	SU	10	20	+	–	+	–	–	+	–	–	–	–	–	–		3/48	
15296	**T0-11-15296**	SU	11	22	+	+	–	+	+	+	–	–	–	–	–	–	1/26-09	2/83	T0-11-8258
15296	**T3-11-15296**	SU	11	22	+	+	–	+	–	+	–	–	–	–	–	–	1/26-09	2/83	T3-11-8258
15301	**T0-1-15301**	ST	2	1	+	+	–	+	+	+	+	–	–	–	–	–		2/66	T0-1-8204
15301	**T3-1-15301**	ST	2	1	+	+	–	+	–	+	+	–	–	–	–	–		2/66	T3-1-8204
15302	**T0-1-15302**	ST	2	2	+	+	–	+	+	+	+	–	–	–	–	–		2/66	T0-1-8205
15302	**T3-1-15302**	ST	2	2	+	+	–	+	–	+	+	–	–	–	–	–		2/66	T3-1-8205
15303	**T0-2-15303**	ST	2	3	+	+	–	+	+	+	+	–	–	–	–	–		2/66	T0-2-8206
15303	**T3-2-15303**	ST	2	3	+	+	–	+	–	+	+	–	–	–	–	–		2/66	T3-2-8206
15311	**T0-1-15311**	ST	2	1	+	+	–	+	+	+	+	–	–	–	–	–	1/04-11	2/66	T0-1-8204
15311	**T3-1-15311**	ST	2	1	+	+	–	+	–	+	+	–	–	–	–	–	1/04-11	2/66	T3-1-8204
15312	**T0-1-15312**	ST	2	2	+	+	–	+	+	+	+	–	–	–	–	–	1/04-32	2/66	T0-1-8205
15312	**T3-1-15312**	ST	2	2	+	+	–	+	–	+	+	–	–	–	–	–	1/04-32	2/66	T3-1-8205
15313	**T0-2-15313**	ST	2	3	+	+	–	+	+	+	+	–	–	–	–	–	1/04-44	2/66	T0-2-8206
15313	**T3-2-15313**	ST	2	3	+	+	–	+	–	+	+	–	–	–	–	–	1/04-44	2/66	T3-2-8206
15321	**T0-1-15321**	ST	2	1	+	+	–	+	+	+	+	–	–	–	–	–	1/04-07	2/66	
15321	**T3-1-15321**	ST	2	1	+	+	–	+	–	+	+	–	–	–	–	–	1/04-07	2/66	
15321	**T4A-1-15321**	ST	2	1	–	–	–	–	–	–	–	–	–	–	–	–			T5B-1-15321
15321	**T5B-1-15321**	ST	2	1	+	–	+	–	–	+	+	–	–	–	–	–		3/61	
15321	**T5-1-15321**	ST	2	1	+	–	+	–	–	+	–	+	–	–	–	–		3/61	
15322	**T0-1-15322**	ST	2	2	+	+	–	+	+	+	+	–	–	–	–	–	1/04-27	2/66	
15322	**T3-1-15322**	ST	2	2	+	+	–	+	–	+	+	–	–	–	–	–	1/04-27	2/66	
15322	**T4A-1-15322**	ST	2	2	–	–	–	–	–	–	–	–	–	–	–	–			T5B-1-15322
15322	**T5B-1-15322**	ST	2	2	+	–	+	–	–	+	+	–	–	–	–	–		3/61	
15322	**T5-1-15322**	ST	2	2	+	–	+	–	–	+	–	+	–	–	–	–		3/61	
15323	**T0-2-15323**	ST	2	3	+	+	–	+	+	+	+	–	–	–	–	–	1/04-40	2/66	
15323	**T3-2-15323**	ST	2	3	+	+	–	+	–	+	+	–	–	–	–	–	1/04-40	2/66	
15323	**T4A-2-15323**	ST	2	3	–	–	–	–	–	–	–	–	–	–	–	–			T5B-2-15323
15323	**T5B-2-15323**	ST	2	3	+	–	+	–	–	+	+	–	–	–	–	–		3/61	
15323	**T5-2-15323**	ST	2	3	+	–	+	–	–	+	–	+	–	–	–	–		3/61	
15331	**T0-1-15331**	ST	2	1	+	+	–	+	+	+	+	–	–	–	–	–		2/67	T0-1-15351
15331	**T3-1-15331**	ST	2	1	+	+	–	+	–	+	+	–	–	–	–	–		2/67	T3-1-15351
15331	**T4A-1-15331**	ST	2	1	–	–	–	–	–	–	–	–	–	–	–	–			T5B-1-15331
15331	**T5B-1-15331**	ST	2	1	+	–	+	–	–	+	+	–	–	–	–	–		3/62	
15331	**T5-1-15331**	ST	2	1	+	–	+	–	–	+	–	+	–	–	–	–		3/62	
15332	**T0-1-15332**	ST	2	2	+	+	–	+	+	+	+	–	–	–	–	–		2/67	T0-1-15352
15332	**T3-1-15332**	ST	2	2	+	+	–	+	–	+	+	–	–	–	–	–		2/67	T3-1-15352
15332	**T4A-1-15332**	ST	2	2	–	–	–	–	–	–	–	–	–	–	–	–			T5B-1-15332
15332	**T5B-1-15332**	ST	2	2	+	–	+	–	–	+	+	–	–	–	–	–		3/62	
15332	**T5-1-15332**	ST	2	2	+	–	+	–	–	+	–	+	–	–	–	–		3/62	
15333	**T0-2-15333**	ST	2	3	+	+	–	+	+	+	+	–	–	–	–	–		2/67	T0-2-15353
15333	**T3-2-15333**	ST	2	3	+	+	–	+	–	+	+	–	–	–	–	–		2/67	T3-2-15353
15333	**T4A-2-15333**	ST	2	3	–	–	–	–	–	–	–	–	–	–	–	–			T5B-2-15333
15333	**T5B-2-15333**	ST	2	3	+	–	+	–	–	+	+	–	–	–	–	–		3/62	
15333	**T5-2-15333**	ST	2	3	+	–	+	–	–	+	–	+	–	–	–	–		3/62	
15341	**T0-1-15341**	ST	2	1	+	+	–	+	+	+	+	–	–	–	–	–		2/67	T0-1-15351
15341	**T3-1-15341**	ST	2	1	+	+	–	+	–	+	+	–	–	–	–	–		2/67	T3-1-15351
15341	**T4A-1-15341**	ST	2	1	–	–	–	–	–	–	–	–	–	–	–	–			T5B-1-15341

1	2	3	4	5	6								7				8	9	10
Schaltung Contact sequence Schéma	**Typ** **Type** **Type**	Art Form	FS-Pos.	Kontakte Contacts	**Bauformen** **Mounting form** **Type de montage**								**Hauptschalter** **Main switch** **Interrupteur général**				Schaltbild Contact diagram Diagrammes		Alternativ-Typ Alternative-Type Type alternatif
Nr. No. No.					/E	/EZ	/X	/XZ	/IVS	/Z	/I	/CI19	/I/SVB	/CI19/SVB	/EA/SVB	/V/SVB	Seite-Bild-Nr. Page-Pict.-No. Page-Pict.-No.	Seite Page Page	
15341	**T5B-1-15341**	ST	2	1	+	–	+	–	–	+	+	–	–	–	–	–		3/62	
15341	**T5-1-15341**	ST	2	1	+	–	+	–	–	+	–	+	–	–	–	–		3/62	
15342	**T0-1-15342**	ST	2	2	+	+	–	+	+	+	+	–	–	–	–	–		2/67	T0-1-15352
15342	**T3-1-15342**	ST	2	2	+	+	–	+	–	+	+	–	–	–	–	–		2/67	T3-1-15352
15342	**T4A-1-15342**	ST	2	2	–	–	–	–	–	–	–	–	–	–	–	–	——————>		T5B-1-15342
15342	**T5B-1-15342**	ST	2	2	+	–	+	–	–	+	+	–	–	–	–	–		3/62	
15342	**T5-1-15342**	ST	2	2	+	–	+	–	–	+	–	+	–	–	–	–		3/62	
15343	**T0-2-15343**	ST	2	3	+	+	–	+	+	+	+	–	–	–	–	–	1/04-45	2/67	T0-2-15353
15343	**T3-2-15343**	ST	2	3	+	+	–	+	–	+	+	–	–	–	–	–	1/04-45	2/67	T3-2-15353
15343	**T4A-2-15343**	ST	2	3	–	–	–	–	–	–	–	–	–	–	–	–	——————>		T5B-2-15343
15343	**T5B-2-15343**	ST	2	3	+	–	+	–	–	+	+	–	–	–	–	–		3/62	
15343	**T5-2-15343**	ST	2	3	+	–	+	–	–	+	–	+	–	–	–	–		3/62	
15351	**T0-1-15351**	ST	2	1	+	+	–	+	+	+	+	–	–	–	–	–	1/04-09	2/67	
15351	**T3-1-15351**	ST	2	1	+	+	–	+	–	+	+	–	–	–	–	–	1/04-09	2/67	
15351	**T4A-1-15351**	ST	2	1	–	–	–	–	–	–	–	–	–	–	–	–	——————>		T5B-1-15351
15351	**T5B-1-15351**	ST	2	1	+	–	+	–	–	+	+	–	–	–	–	–		3/62	
15351	**T5-1-15351**	ST	2	1	+	–	+	–	–	+	–	+	–	–	–	–		3/62	
15352	**T0-1-15352**	ST	2	2	+	+	–	+	+	+	+	–	–	–	–	–	1/04-28	2/67	
15352	**T3-1-15352**	ST	2	2	+	+	–	+	–	+	+	–	–	–	–	–	1/04-28	2/67	
15352	**T4A-1-15352**	ST	2	2	–	–	–	–	–	–	–	–	–	–	–	–	——————>		T5B-1-15352
15352	**T5B-1-15352**	ST	2	2	+	–	+	–	–	+	+	–	–	–	–	–		3/62	
15352	**T5-1-15352**	ST	2	2	+	–	+	–	–	+	–	+	–	–	–	–		3/62	
15353	**T0-2-15353**	ST	2	3	+	+	–	+	+	+	+	–	–	–	–	–	1/04-42	2/67	
15353	**T3-2-15353**	ST	2	3	+	+	–	+	–	+	+	–	–	–	–	–	1/04-42	2/67	
15353	**T4A-2-15353**	ST	2	3	–	–	–	–	–	–	–	–	–	–	–	–	——————>		T5B-2-15353
15353	**T5B-2-15353**	ST	2	3	+	–	+	–	–	+	+	–	–	–	–	–		3/62	
15353	**T5-2-15353**	ST	2	3	+	–	+	–	–	+	–	+	–	–	–	–		3/62	
15361	**T0-2-15361**	ST	3	4	+	+	–	+	+	+	+	–	–	–	–	–	1/09-09	2/68	T0-2-15367
15361	**T3-2-15361**	ST	3	4	+	+	–	+	–	+	+	–	–	–	–	–	1/09-09	2/68	T3-2-15367
15362	**T0-1-15362**	ST	3	2	+	+	–	+	+	+	+	–	–	–	–	–	1/07-40	2/68	T0-1-15366
15362	**T3-1-15362**	ST	3	2	+	+	–	+	–	+	+	–	–	–	–	–	1/07-40	2/68	T3-1-15366
15363	**T0-2-15363**	ST	3	4	+	+	–	+	+	+	+	–	–	–	–	–	1/09-10	2/68	
15363	**T3-2-15363**	ST	3	4	+	+	–	+	–	+	+	–	–	–	–	–	1/09-10	2/68	
15364	**T0-2-15364**	ST	3	4	+	+	–	+	+	+	+	–	–	–	–	–	1/09-06	2/69	T0-2-15512
15364	**T3-2-15364**	ST	3	4	+	+	–	+	–	+	+	–	–	–	–	–	1/09-06	2/69	T3-2-15512
15365	**T0-1-15365**	ST	3	2	+	+	–	+	+	+	+	–	–	–	–	–	1/07-41	2/68	T0-1-8158
15365	**T3-1-15365**	ST	3	2	+	+	–	+	–	+	+	–	–	–	–	–	1/07-41	2/68	T3-1-8158
15366	**T0-1-15366**	ST	3	2	+	+	–	+	+	+	+	–	–	–	–	–	1/07-30		T0-1-8
15366	**T3-1-15366**	ST	3	2	+	+	–	+	–	+	+	–	–	–	–	–	1/07-30		T3-1-8
15367	**T0-2-15367**	ST	3	4	+	+	–	+	+	+	+	–	–	–	–	–	1/08-24		
15367	**T3-2-15367**	ST	3	4	+	+	–	+	–	+	+	–	–	–	–	–	1/08-24		
15371	**T0-1-15371**	ST	3	2	+	+	–	+	+	+	+	–	–	–	–	–	1/07-31	2/68	T0-1-8214
15371	**T3-1-15371**	ST	3	2	+	+	–	+	–	+	+	–	–	–	–	–	1/07-31	2/68	T3-1-8214
15372	**T0-2-15372**	ST	3	4	+	+	–	+	+	+	+	–	–	–	–	–	1/08-35	2/68	T0-2-8215
15372	**T3-2-15372**	ST	3	4	+	+	–	+	–	+	+	–	–	–	–	–	1/08-35	2/68	T3-2-8215
15373	**T0-3-15373**	ST	3	6	+	+	–	+	+	+	+	–	–	–	–	–	1/10-04	2/68	T0-3-8216
15373	**T3-3-15373**	ST	3	6	+	+	–	+	–	+	+	–	–	–	–	–	1/10-04	2/68	T3-3-8216
15373	**T4A-3-15373**	ST	3	6	–	–	–	–	–	–	–	–	–	–	–	–	——————>		T5B-3-15373
15373	**T5B-3-15373**	ST	3	6	+	–	+	–	–	+	+	–	–	–	–	–		3/08,62	
15373	**T5-3-15373**	ST	3	6	+	–	+	–	–	+	–	+	–	–	–	–		3/08,62	
15374	**T0-4-15374**	ST	3	8	+	+	–	+	+	+	+	–	–	–	–	–	1/11-12	2/68	
15374	**T3-4-15374**	ST	3	8	+	+	–	+	–	+	+	–	–	–	–	–	1/11-12	2/68	
15380	**T0-4-15380**	CD	10	8	+	+	–	+	+	+	+	–	–	–	–	–	1/23-04		T0-4-15602
15380	**T3-4-15380**	CD	10	8	+	+	–	+	–	+	+	–	–	–	–	–	1/23-04		T3-4-15602
15381	**T0-4-15381**	CD	10	8	+	+	–	+	+	+	+	–	–	–	–	–	1/23-05		T0-4-15603
15381	**T3-4-15381**	CD	10	8	+	+	–	+	–	+	+	–	–	–	–	–	1/23-05		T3-4-15603
15382	**T0-4-15382**	CD	10	8	+	+	–	+	+	+	+	–	–	–	–	–	1/23-06		T0-4-15604

Standardschaltungen
Standard contact sequences / Schémas standards

1	2	3	4	5	6								7				8	9	10
Schaltung Contact sequence Schéma	**Typ** **Type** **Type**	Art Form	FS- Pos.	Kon- takte Con- tacts	**Bauformen** **Mounting form** **Type de montage**								**Hauptschalter** **Main switch** **Interrupteur général**				Schaltbild Contact diagram Diagrammes		Alternativ-Typ Alternative-Type Type alternatif
Nr. No. No.					**/E**	**/EZ**	**/X**	**/XZ**	**/IVS**	**/Z**	**/I**	**/CI19**	**/II/SVB**	**/CI19/SVB**	**/EA/SVB**	**/V/SVB**	Seite-Bild-Nr. Page-Pict.-No. Page-Pict.-No.	Seite Page Page	
15382	**T3-4-15382**	CD	10	8	+	+	–	+	–	+	+	–	–	–	–	–	1/23-06		T3-4-15604
15384	**T0-4-15384**	CD	10	8	+	+	–	+	+	+	+	–	–	–	–	–	1/23-07	2/76	T0-4-15606
15384	**T3-4-15384**	CD	10	8	+	+	–	+	–	+	+	–	–	–	–	–	1/23-07	2/76	T3-4-15606
15391	**T0-3-15391**	ST	3	6	+	+	–	+	+	+	+	–	–	–	–	–	1/09-26	2/70	
15391	**T3-3-15391**	ST	3	6	+	+	–	+	–	+	+	–	–	–	–	–	1/09-26	2/70	
15392	**T0-3-15392**	ST	3	6	+	+	–	+	+	+	+	–	–	–	–	–	1/09-28	2/70	
15392	**T3-3-15392**	ST	3	6	+	+	–	+	–	+	+	–	–	–	–	–	1/09-28	2/70	
15393	**T0-3-15393**	ST	3	6	+	+	–	+	+	+	+	–	–	–	–	–	1/09-29	2/70	
15393	**T3-3-15393**	ST	3	6	+	+	–	+	–	+	+	–	–	–	–	–	1/09-29	2/70	
15394	**T0-3-15394**	ST	3	6	+	+	–	+	+	+	+	–	–	–	–	–	1/09-30	2/70	
15394	**T3-3-15394**	ST	3	6	+	+	–	+	–	+	+	–	–	–	–	–	1/09-30	2/70	
15401	**T0-1-15401**	SE	2	1	+	+	–	+	+	+	+	–	–	–	–	–	1/04-03	2/71	T0-1-15071
15401	**T3-1-15401**	SE	2	1	+	+	–	+	–	+	+	–	–	–	–	–	1/04-03	2/71	T3-1-15071
15401	**T4A-1-15401**	SE	2	1	–	–	–	–	–	–	–	–	–	–	–	–	——————>		T5B-1-15401
15401	**T5B-1-15401**	SE	2	1	+	–	+	–	–	+	+	–	–	–	–	–		3/63	
15401	**T5-1-15401**	SE	2	1	+	–	+	–	–	+	–	+	–	–	–	–		3/63	
15402	**T0-1-15402**	SE	2	2	+	+	–	+	+	+	+	–	–	–	–	–	1/04-17	2/71	
15402	**T3-1-15402**	SE	2	2	+	+	–	+	–	+	+	–	–	–	–	–	1/04-17	2/71	
15402	**T4A-1-15402**	SE	2	2	–	–	–	–	–	–	–	–	–	–	–	–	——————>		T5B-1-15402
15402	**T5B-1-15402**	SE	2	2	+	–	+	–	–	+	+	–	–	–	–	–		3/63	
15402	**T5-1-15402**	SE	2	2	+	–	+	–	–	+	–	+	–	–	–	–		3/63	
15403	**T0-2-15403**	SE	2	3	+	+	–	+	+	+	+	–	–	–	–	–	1/04-36	2/71	
15403	**T3-2-15403**	SE	2	3	+	+	–	+	–	+	+	–	–	–	–	–	1/04-36	2/71	
15403	**T4A-2-15403**	SE	2	3	–	–	–	–	–	–	–	–	–	–	–	–	——————>		T5B-2-15403
15403	**T5B-2-15403**	SE	2	3	+	–	+	–	–	+	+	–	–	–	–	–		3/63	
15403	**T5-2-15403**	SE	2	3	+	–	+	–	–	+	–	+	–	–	–	–		3/63	
15404	**T0-2-15404**	SE	2	4	+	+	–	+	+	+	+	–	–	–	–	–	1/05-15	2/71	
15404	**T3-2-15404**	SE	2	4	+	+	–	+	–	+	+	–	–	–	–	–	1/05-15	2/71	
15404	**T4A-2-15404**	SE	2	4	–	–	–	–	–	–	–	–	–	–	–	–	——————>		T5B-2-15404
15404	**T5B-2-15404**	SE	2	4	+	–	+	–	–	+	+	–	–	–	–	–		3/63	
15404	**T5-2-15404**	SE	2	4	+	–	+	–	–	+	–	+	–	–	–	–		3/63	
15411	**T0-1-15411**	SE	2	1	+	+	–	+	+	+	+	–	–	–	–	–	1/04-06	2/71	
15411	**T3-1-15411**	SE	2	1	+	+	–	+	–	+	+	–	–	–	–	–	1/04-06	2/71	
15411	**T4A-1-15411**	SE	2	1	–	–	–	–	–	–	–	–	–	–	–	–	——————>		T5B-1-15411
15411	**T5B-1-15411**	SE	2	1	+	–	+	–	–	+	+	–	–	–	–	–		3/63	
15411	**T5-1-15411**	SE	2	1	+	–	+	–	–	+	–	+	–	–	–	–		3/63	
15412	**T0-1-15412**	SE	2	2	+	+	–	+	+	+	+	–	–	–	–	–	1/04-23	2/71	
15412	**T3-1-15412**	SE	2	2	+	+	–	+	–	+	+	–	–	–	–	–	1/04-23	2/71	
15412	**T4A-1-15412**	SE	2	2	–	–	–	–	–	–	–	–	–	–	–	–	——————>		T5B-1-15412
15412	**T5B-1-15412**	SE	2	2	+	–	+	–	–	+	+	–	–	–	–	–		3/63	
15412	**T5-1-15412**	SE	2	2	+	–	+	–	–	+	–	+	–	–	–	–		3/63	
15413	**T0-2-15413**	SE	2	3	+	+	–	+	+	+	+	–	–	–	–	–	1/04-43	2/71	
15413	**T3-2-15413**	SE	2	3	+	+	–	+	–	+	+	–	–	–	–	–	1/04-43	2/71	
15413	**T4A-2-15413**	SE	2	3	–	–	–	–	–	–	–	–	–	–	–	–	——————>		T5B-2-15413
15413	**T5B-2-15413**	SE	2	3	+	–	+	–	–	+	+	–	–	–	–	–		3/63	
15413	**T5-2-15413**	SE	2	3	+	–	+	–	–	+	–	+	–	–	–	–		3/63	
15414	**T0-2-15414**	SE	2	4	+	+	–	+	+	+	+	–	–	–	–	–	1/05-18	2/71	
15414	**T3-2-15414**	SE	2	4	+	+	–	+	–	+	+	–	–	–	–	–	1/05-18	2/71	
15414	**T4A-2-15414**	SE	2	4	–	–	–	–	–	–	–	–	–	–	–	–	——————>		T5B-2-15414
15414	**T5B-2-15414**	SE	2	4	+	–	+	–	–	+	+	–	–	–	–	–		3/63	
15414	**T5-2-15414**	SE	2	4	+	–	+	–	–	+	–	+	–	–	–	–		3/63	
15421	**T0-1-15421**	UG	3	2	+	+	–	+	+	+	+	–	–	–	–	–	1/07-12	2/72	T0-1-78
15421	**T3-1-15421**	UG	3	2	+	+	–	+	–	+	+	–	–	–	–	–	1/07-12	2/72	T3-1-78
15421	**T4A-1-15421**	UG	3	2	–	–	–	–	–	–	–	–	–	–	–	–	——————>		T5B-1-15421
15421	**T5B-1-15421**	UG	3	2	+	–	+	–	–	+	+	–	–	–	–	–		3/07,64	
15421	**T5-1-15421**	UG	3	2	+	–	+	–	–	+	–	+	–	–	–	–		3/07,64	
15422	**T0-2-15422**	UG	3	4	+	+	–	+	+	+	+	–	–	–	–	–	1/08-19	2/72	

1	2	3	4	5	6								7				8	9	10
Schaltung Contact sequence Schéma	**Typ** **Type** **Type**	Art Form	FS-Pos.	Kontakte Contacts	**Bauformen** **Mounting form** **Type de montage**								**Hauptschalter** **Main switch** **Interrupteur général**				Schaltbild Contact diagram Diagrammes		Alternativ-Typ Alternative-Type Type alternatif
Nr. No. No.					/E	/EZ	/X	/XZ	/IVS	/Z	/I	/CI19	/I/SVB	/CI19/SVB	/EA/SVB	/V/SVB	Seite-Bild-Nr. Page-Pict.-No. Page-Pict.-No.	Seite Page Page	
15422	**T3-2-15422**	UG	3	4	+	+	–	+	–	+	+	–	–	–	–	–	1/08-19	2/72	
15422	**T4A-2-15422**	UG	3	4	–	–	–	–	–	–	–	–	–	–	–	–	——>		T5B-2-15422
15422	**T5B-2-15422**	UG	3	4	+	–	+	–	–	+	+	–	–	–	–	–		3/07,64	
15422	**T5-2-15422**	UG	3	4	+	–	+	–	–	+	–	+	–	–	–	–		3/07,64	
15423	**T0-3-15423**	UG	3	6	+	+	–	+	+	+	+	–	–	–	–	–	1/09-24	2/72	
15423	**T3-3-15423**	UG	3	6	+	+	–	+	–	+	+	–	–	–	–	–	1/09-24	2/72	
15423	**T4A-3-15423**	UG	3	6	–	–	–	–	–	–	–	–	–	–	–	–	——>		T5B-3-15423
15423	**T5B-3-15423**	UG	3	6	+	–	+	–	–	+	+	–	–	–	–	–		3/07,64	
15423	**T5-3-15423**	UG	3	6	+	–	+	–	–	+	–	+	–	–	–	–		3/07,64	
15431	**T0-1-15431**	SE	3	2	+	+	–	+	+	+	+	–	–	–	–	–	1/07-13	2/72	
15431	**T3-1-15431**	SE	3	2	+	+	–	+	–	+	+	–	–	–	–	–	1/07-13	2/72	
15431	**T4A-1-15431**	SE	3	2	–	–	–	–	–	–	–	–	–	–	–	–	——>		T5B-1-15431
15431	**T5B-1-15431**	SE	3	2	+	–	+	–	–	+	+	–	–	–	–	–		3/64	
15431	**T5-1-15431**	SE	3	2	+	–	+	–	–	+	–	+	–	–	–	–		3/64	
15432	**T0-2-15432**	SE	3	4	+	+	–	+	+	+	+	–	–	–	–	–	1/08-22	2/72	
15432	**T3-2-15432**	SE	3	4	+	+	–	+	–	+	+	–	–	–	–	–	1/08-22	2/72	
15432	**T4A-2-15432**	SE	3	4	–	–	–	–	–	–	–	–	–	–	–	–	——>		T5B-2-15432
15432	**T5B-2-15432**	SE	3	4	+	–	+	–	–	+	+	–	–	–	–	–		3/64	
15432	**T5-2-15432**	SE	3	4	+	–	+	–	–	+	–	+	–	–	–	–		3/64	
15433	**T0-3-15433**	SE	3	6	+	+	–	+	+	+	+	–	–	–	–	–	1/09-25	2/72	
15433	**T3-3-15433**	SE	3	6	+	+	–	+	–	+	+	–	–	–	–	–	1/09-25	2/72	
15433	**T4A-3-15433**	SE	3	6	–	–	–	–	–	–	–	–	–	–	–	–	——>		T5B-3-15433
15433	**T5B-3-15433**	SE	3	6	+	–	+	–	–	+	+	–	–	–	–	–		3/64	
15433	**T5-3-15433**	SE	3	6	+	–	+	–	–	+	–	+	–	–	–	–		3/64	
15434	**T0-1-15434**	ST	3	2	+	+	–	+	+	+	+	–	–	–	–	–	1/07-24	2/72	
15434	**T3-1-15434**	ST	3	2	+	+	–	+	–	+	+	–	–	–	–	–	1/07-24	2/72	
15435	**T0-2-15435**	ST	3	4	+	+	–	+	+	+	+	–	–	–	–	–	1/08-34		
15435	**T3-2-15435**	ST	3	4	+	+	–	+	–	+	+	–	–	–	–	–	1/08-34		
15441	**T0-1-15441**	SE	2	2	+	+	–	+	+	+	+	–	O	–	O	O	1/04-20	2/07, 73	
15441	**T3-1-15441**	SE	2	2	+	+	–	+	–	+	+	–	O	–	O	O	1/04-20	2/07, 73	
15441	**T4A-1-15441**	SE	2	2	–	–	–	–	–	–	–	–	–	–	–	–	——>		T5B-1-15441
15441	**T5B-1-15441**	SE	2	2	+	–	+	–	–	+	+	–	O	–	O	O		3/06,64	
15441	**T5-1-15441**	SE	2	2	+	–	+	–	–	+	–	+	–	O	O	O		3/06,64	
15442	**T0-2-15442**	SE	2	4	+	+	–	+	+	+	+	–	O	–	O	O	1/05-11	2/07, 73	T0-2-8221
15442	**T3-2-15442**	SE	2	4	+	+	–	+	–	+	+	–	O	–	O	O	1/05-11	2/07, 73	T3-2-8221
15442	**T4A-2-15442**	SE	2	4	–	–	–	–	–	–	–	–	–	–	–	–	——>		T5B-2-15442
15442	**T5B-2-15442**	SE	2	4	+	–	+	–	–	+	+	–	O	–	O	O		3/06,64	
15442	**T5-2-15442**	SE	2	4	+	–	+	–	–	+	–	+	–	O	O	O		3/06,64	
15443	**T0-3-15443**	SE	2	6	+	+	–	+	+	+	+	–	O	–	O	O	1/05-33	2/07, 73	T0-3-8222
15443	**T3-3-15443**	SE	2	6	+	+	–	+	–	+	+	–	O	–	O	O	1/05-33	2/07, 73	T3-3-8222
15443	**T4A-3-15443**	SE	2	6	–	–	–	–	–	–	–	–	–	–	–	–	——>		T5B-3-15443
15443	**T5B-3-15443**	SE	2	6	+	–	+	–	–	+	+	–	O	–	O	O		3/06,64	
15443	**T5-3-15443**	SE	2	6	+	–	+	–	–	+	–	+	–	O	O	O		3/06,64	
15451	**T0-1-15451**	SE	2	2	+	+	–	+	+	+	+	–	–	–	–	–	1/04-22	2/73	
15451	**T3-1-15451**	SE	2	2	+	+	–	+	–	+	+	–	–	–	–	–	1/04-22	2/73	
15451	**T4A-1-15451**	SE	2	2	–	–	–	–	–	–	–	–	–	–	–	–	——>		T5B-1-15451
15451	**T5B-1-15451**	SE	2	2	+	–	+	–	–	+	+	–	–	–	–	–		3/64	
15451	**T5-1-15451**	SE	2	2	+	–	+	–	–	+	–	+	–	–	–	–		3/64	
15452	**T0-2-15452**	SE	2	4	+	+	–	+	+	+	+	–	–	–	–	–	1/05-13	2/73	
15452	**T3-2-15452**	SE	2	4	+	+	–	+	–	+	+	–	–	–	–	–	1/05-13	2/73	
15452	**T4A-2-15452**	SE	2	4	–	–	–	–	–	–	–	–	–	–	–	–	——>		T5B-2-15452
15452	**T5B-2-15452**	SE	2	4	+	–	+	–	–	+	+	–	–	–	–	–		3/64	
15452	**T5-2-15452**	SE	2	4	+	–	+	–	–	+	–	+	–	–	–	–		3/64	
15453	**T0-3-15453**	SE	2	6	+	+	–	+	+	+	+	–	–	–	–	–	1/05-35	2/73	
15453	**T3-3-15453**	SE	2	6	+	+	–	+	–	+	+	–	–	–	–	–	1/05-35	2/73	
15453	**T4A-3-15453**	SE	2	6	–	–	–	–	–	–	–	–	–	–	–	–	——>		T5B-3-15453
15453	**T5B-3-15453**	SE	2	6	+	–	+	–	–	+	+	–	–	–	–	–		3/64	

Standardschaltungen
Standard contact sequences / Schémas standards

1	2	3	4	5	6								7				8	9	10
Schaltung Contact sequence Schéma	**Typ** **Type** **Type**	Art Form	FS-Pos.	Kontakte Contacts	**Bauformen** **Mounting form** **Type de montage**								**Hauptschalter** **Main switch** **Interrupteur général**				Schaltbild Contact diagram Diagrammes		Alternativ-Typ Alternative-Type Type alternatif
Nr. No. No.					**/E**	**/EZ**	**/X**	**/XZ**	**/IVS**	**/Z**	**/I**	**/CI19**	**/I/SVB**	**/CI19/SVB**	**/EA/SVB**	**/V/SVB**	Seite-Bild-Nr. Page-Pict.-No. Page-Pict.-No.	Seite Page Page	
15453	**T5-3-15453**	SE	2	6	+	–	+	–	–	+	–	+	–	–	–	–		3/64	
15461	**T0-2-15461**	ST	2	4	+	+	–	+	+	+	+	–	–	–	–	–		2/70	T0-2-15522
15461	**T3-2-15461**	ST	2	4	+	+	–	+	–	+	+	–	–	–	–	–		2/70	T3-2-15522
15461	**T4A-2-15461**	ST	2	4	–	–	–	–	–	–	–	–	–	–	–	–	——————>		T5B-2-15461
15461	**T5B-2-15461**	ST	2	4	+	–	+	–	–	+	+	–	–	–	–	–		3/63	
15461	**T5-2-15461**	ST	2	4	+	–	+	–	–	+	–	+	–	–	–	–		3/63	
15462	**T0-1-15462**	ST	2	2	+	+	–	+	+	+	+	–	–	–	–	–	1/04-24	2/70	
15462	**T3-1-15462**	ST	2	2	+	+	–	+	–	+	+	–	–	–	–	–	1/04-24	2/70	
15462	**T4A-1-15462**	ST	2	2	–	–	–	–	–	–	–	–	–	–	–	–	——————>		T5B-1-15462
15462	**T5B-1-15462**	ST	2	2	+	–	+	–	–	+	+	–	–	–	–	–		3/63	
15462	**T5-1-15462**	ST	2	2	+	–	+	–	–	+	–	+	–	–	–	–		3/63	
15463	**T0-2-15463**	ST	2	4	+	+	–	+	+	+	+	–	–	–	–	–	1/05-20	2/70	
15463	**T3-2-15463**	ST	2	4	+	+	–	+	–	+	+	–	–	–	–	–	1/05-20	2/70	
15463	**T4A-2-15463**	ST	2	4	–	–	–	–	–	–	–	–	–	–	–	–	——————>		T5B-2-15463
15463	**T5B-2-15463**	ST	2	4	+	–	+	–	–	+	+	–	–	–	–	–		3/63	
15463	**T5-2-15463**	ST	2	4	+	–	+	–	–	+	–	+	–	–	–	–		3/63	
15471	**T0-1-15471**	E	2	1	+	+	–	+	+	+	+	–	–	–	–	–	1/04-02	2/06	
15471	**T3-1-15471**	E	2	1	+	+	–	+	–	+	+	–	–	–	–	–	1/04-02	2/06	
15471	**T4A-1-15471**	E	2	1	–	–	–	–	–	–	–	–	–	–	–	–	——————>		T5B-1-15471
15471	**T5B-1-15471**	E	2	1	+	–	+	–	–	+	+	–	–	–	–	–		3/05	
15471	**T5-1-15471**	E	2	1	+	–	+	–	–	+	–	+	–	–	–	–		3/05	
15472	**T0-1-15472**	E	2	2	+	+	–	+	+	+	+	–	–	–	–	–	1/04-15	2/06	
15472	**T3-1-15472**	E	2	2	+	+	–	+	–	+	+	–	–	–	–	–	1/04-15	2/06	
15472	**T4A-1-15472**	E	2	2	–	–	–	–	–	–	–	–	–	–	–	–	——————>		T5B-1-15472
15472	**T5B-1-15472**	E	2	2	+	–	+	–	–	+	+	–	–	–	–	–		3/05	
15472	**T5-1-15472**	E	2	2	+	–	+	–	–	+	–	+	–	–	–	–		3/05	
15473	**T0-2-15473**	E	2	3	+	+	–	+	+	+	+	–	–	–	–	–	1/04-35	2/06	
15473	**T3-2-15473**	E	2	3	+	+	–	+	–	+	+	–	–	–	–	–	1/04-35	2/06	
15473	**T4A-2-15473**	E	2	3	–	–	–	–	–	–	–	–	–	–	–	–	——————>		T5B-2-15473
15473	**T5B-2-15473**	E	2	3	+	–	+	–	–	+	+	–	–	–	–	–		3/05	
15473	**T5-2-15473**	E	2	3	+	–	+	–	–	+	–	+	–	–	–	–		3/05	
15474	**T0-2-15474**	E	2	4	+	+	–	+	+	+	+	–	–	–	–	–	1/05-12	2/06	
15474	**T3-2-15474**	E	2	4	+	+	–	+	–	+	+	–	–	–	–	–	1/05-12	2/06	
15474	**T4A-2-15474**	E	2	4	–	–	–	–	–	–	–	–	–	–	–	–	——————>		T5B-2-15474
15474	**T5B-2-15474**	E	2	4	+	–	+	–	–	+	+	–	–	–	–	–		3/05	
15474	**T5-2-15474**	E	2	4	+	–	+	–	–	+	–	+	–	–	–	–		3/05	
15475	**T0-3-15475**	E	2	5	+	+	–	+	+	+	+	–	–	–	–	–	1/05-24	2/06	
15475	**T3-3-15475**	E	2	5	+	+	–	+	–	+	+	–	–	–	–	–	1/05-24	2/06	
15475	**T4A-3-15475**	E	2	5	–	–	–	–	–	–	–	–	–	–	–	–	——————>		T5B-3-15475
15475	**T5B-3-15475**	E	2	5	+	–	+	–	–	+	+	–	–	–	–	–		3/05	
15475	**T5-3-15475**	E	2	5	+	–	+	–	–	+	–	+	–	–	–	–		3/05	
15476	**T0-3-15476**	E	2	6	+	+	–	+	+	+	+	–	–	–	–	–	1/05-31	2/06	
15476	**T3-3-15476**	E	2	6	+	+	–	+	–	+	+	–	–	–	–	–	1/05-31	2/06	
15476	**T4A-3-15476**	E	2	6	–	–	–	–	–	–	–	–	–	–	–	–	——————>		T5B-3-15476
15476	**T5B-3-15476**	E	2	6	+	–	+	–	–	+	+	–	–	–	–	–		3/05	
15476	**T5-3-15476**	E	2	6	+	–	+	–	–	+	–	+	–	–	–	–		3/05	
15481	**T0-1-15481**	E	2	1	+	+	–	+	+	+	+	–	–	–	–	–	1/04-05	2/06	
15481	**T3-1-15481**	E	2	1	+	+	–	+	–	+	+	–	–	–	–	–	1/04-05	2/06	
15481	**T4A-1-15481**	E	2	1	–	–	–	–	–	–	–	–	–	–	–	–	——————>		T5B-1-15481
15481	**T5B-1-15481**	E	2	1	+	–	+	–	–	+	+	–	–	–	–	–		3/05	
15481	**T5-1-15481**	E	2	1	+	–	+	–	–	+	–	+	–	–	–	–		3/05	
15482	**T0-1-15482**	E	2	2	+	+	–	+	+	+	+	–	–	–	–	–	1/04-16	2/06	
15482	**T3-1-15482**	E	2	2	+	+	–	+	–	+	+	–	–	–	–	–	1/04-16	2/06	
15482	**T4A-1-15482**	E	2	2	–	–	–	–	–	–	–	–	–	–	–	–	——————>		T5B-1-15482
15482	**T5B-1-15482**	E	2	2	+	–	+	–	–	+	+	–	–	–	–	–		3/05	
15482	**T5-1-15482**	E	2	2	+	–	+	–	–	+	–	+	–	–	–	–		3/05	
15483	**T0-2-15483**	E	2	3	+	+	–	+	+	+	+	–	–	–	–	–	1/04-37	2/06	

1	2	3	4	5	6								7				8	9	10
Schaltung Contact sequence Schéma	Typ Type Type	Art Form	FS-Pos.	Kontakte Contacts	Bauformen Mounting form Type de montage								Hauptschalter Main switch Interrupteur général				Schaltbild Contact diagram Diagrammes		Alternativ-Typ Alternative-Type Type alternatif
Nr. No. No.					/E	/EZ	/X	/XZ	/IVS	/Z	/I	/CI19	/I/SVB	/CI19/SVB	/EA/SVB	/V/SVB	Seite-Bild-Nr. Page-Pict.-No. Page-Pict.-No.	Seite Page Page	
15483	**T3-2-15483**	E	2	3	+	+	–	+	–	+	+	–	–	–	–	–	1/04-37	2/06	
15483	**T4A-2-15483**	E	2	3	–	–	–	–	–	–	–	–	–	–	–	–	——>		T5B-2-15483
15483	**T5B-2-15483**	E	2	3	+	–	+	–	–	+	+	–	–	–	–	–		3/05	
15483	**T5-2-15483**	E	2	3	+	–	+	–	–	+	–	+	–	–	–	–		3/05	
15484	**T0-2-15484**	E	2	4	+	+	–	+	+	+	+	–	–	–	–	–	1/05-09	2/06	
15484	**T3-2-15484**	E	2	4	+	+	–	+	–	+	+	–	–	–	–	–	1/05-09	2/06	
15484	**T4A-2-15484**	E	2	4	–	–	–	–	–	–	–	–	–	–	–	–	——>		T5B-2-15484
15484	**T5B-2-15484**	E	2	4	+	–	+	–	–	+	+	–	–	–	–	–		3/05	
15484	**T5-2-15484**	E	2	4	+	–	+	–	–	+	–	+	–	–	–	–		3/05	
15491	**T0-9-15491**	PY	4	18	+	+	–	+	+	+	–	–	–	–	–	–			
15491	**T3-9-15491**	PY	4	18	+	+	–	+	–	+	–	–	–	–	–	–			
15500	**T0-1-15500**	SE	2	1	+	+	–	+	+	+	+	–	–	–	–	–		2/71	T0-1-15401
15500	**T3-1-15500**	SE	2	1	+	+	–	+	–	+	+	–	–	–	–	–		2/71	T3-1-15401
15501	**T0-1-15501**	SE	3	2	+	+	–	+	+	+	+	–	–	–	–	–	1/07-21	2/72	T0-1-15421
15501	**T3-1-15501**	SE	3	2	+	+	–	+	–	+	+	–	–	–	–	–	1/07-21	2/72	T3-1-15421
15502	**T0-1-15502**	SE	3	2	+	+	–	+	+	+	+	–	–	–	–	–	1/07-20	2/74	T0-1-8240
15502	**T3-1-15502**	SE	3	2	+	+	–	+	–	+	+	–	–	–	–	–	1/07-20	2/74	T3-1-8240
15503	**T0-2-15503**	SE	4	4	+	+	–	+	+	+	+	–	–	–	–	–	1/14-07	2/74	
15503	**T3-2-15503**	SE	4	4	+	+	–	+	–	+	+	–	–	–	–	–	1/14-07	2/74	
15511	**T0-1-15511**	ST	3	2	+	+	–	+	+	+	+	–	–	–	–	–	1/07-25		
15511	**T3-1-15511**	ST	3	2	+	+	–	+	–	+	+	–	–	–	–	–	1/07-25		
15511	**T4A-1-15511**	ST	3	2	–	–	–	–	–	–	–	–	–	–	–	–	——>		T5B-1-15511
15511	**T5B-1-15511**	ST	3	2	+	–	+	–	–	+	+	–	–	–	–	–			
15511	**T5-1-15511**	ST	3	2	+	–	+	–	–	+	–	+	–	–	–	–			
15512	**T0-2-15512**	ST	3	4	+	+	–	+	+	+	+	–	–	–	–	–	1/08-23		
15512	**T3-2-15512**	ST	3	4	+	+	–	+	–	+	+	–	–	–	–	–	1/08-23		
15512	**T4A-2-15512**	ST	3	4	–	–	–	–	–	–	–	–	–	–	–	–	——>		T5B-2-15512
15512	**T5B-2-15512**	ST	3	4	+	–	+	–	–	+	+	–	–	–	–	–			
15512	**T5-2-15512**	ST	3	4	+	–	+	–	–	+	–	+	–	–	–	–			
15513	**T0-3-15513**	ST	3	6	+	+	–	+	+	+	+	–	–	–	–	–	1/09-27		
15513	**T3-3-15513**	ST	3	6	+	+	–	+	–	+	+	–	–	–	–	–	1/09-27		
15513	**T4A-3-15513**	ST	3	6	–	–	–	–	–	–	–	–	–	–	–	–	——>		T5B-3-15513
15513	**T5B-3-15513**	ST	3	6	+	–	+	–	–	+	+	–	–	–	–	–			
15513	**T5-3-15513**	ST	3	6	+	–	+	–	–	+	–	+	–	–	–	–			
15521	**T0-1-15521**	EA	2	2	+	+	–	+	+	+	+	–	+	–	+	+	1/04-33	2/04	
15521	**T3-1-15521**	EA	2	2	+	+	–	+	–	+	+	–	+	–	+	+	1/04-33	2/04	
15521	**T4A-1-15521**	EA	2	2	–	–	–	–	–	–	–	–	–	–	–	–	——>		T5B-1-15521
15521	**T5B-1-15521**	EA	2	2	+	–	+	–	–	+	+	–	+	–	+	+			
15521	**T5-1-15521**	EA	2	2	+	–	+	–	–	+	–	+	–	+	+	+			
15522	**T0-2-15522**	EA	2	4	+	+	–	+	+	+	+	–	+	–	+	+	1/05-04	2/04	
15522	**T3-2-15522**	EA	2	4	+	+	–	+	–	+	+	–	+	–	+	+	1/05-04	2/04	
15522	**T4A-2-15522**	EA	2	4	–	–	–	–	–	–	–	–	–	–	–	–	——>		T5B-2-15522
15522	**T5B-2-15522**	EA	2	4	+	–	+	–	–	+	+	–	+	–	+	+			
15522	**T5-2-15522**	EA	2	4	+	–	+	–	–	+	–	+	–	+	+	+			
15523	**T0-3-15523**	EA	2	6	+	+	–	+	+	+	+	–	+	–	+	+	1/05-30	2/04	
15523	**T3-3-15523**	EA	2	6	+	+	–	+	–	+	+	–	+	–	+	+	1/05-30	2/04	
15523	**T4A-3-15523**	EA	2	6	–	–	–	–	–	–	–	–	–	–	–	–	——>		T5B-3-15523
15523	**T5B-3-15523**	EA	2	6	+	–	+	–	–	+	+	–	+	–	+	+			
15523	**T5-3-15523**	EA	2	6	+	–	+	–	–	+	–	+	–	+	+	+			
15541	**T0-1-15541**	UW	2	2	+	+	–	+	+	+	+	–	–	–	–	–		2/07	
15541	**T3-1-15541**	UW	2	2	+	+	–	+	–	+	+	–	–	–	–	–		2/07	
15542	**T0-2-15542**	UW	2	4	+	+	–	+	+	+	+	–	–	–	–	–		2/07	
15542	**T3-2-15542**	UW	2	4	+	+	–	+	–	+	+	–	–	–	–	–		2/07	
15543	**T0-3-15543**	UW	2	6	+	+	–	+	+	+	+	–	–	–	–	–		2/07	
15543	**T3-3-15543**	UW	2	6	+	+	–	+	–	+	+	–	–	–	–	–		2/07	
15551	**T0-4-15551**	BA	3	8	+	+	–	+	+	+	+	–	–	–	–	–	1/24-07	2/89	
15551	**T3-4-15551**	BA	3	8	+	+	–	+	+	+	+	–	–	–	–	–	1/24-07	2/89	

Standardschaltungen
Standard contact sequences / Schémas standards

1	2	3	4	5	6								7				8	9	10
Schaltung Contact sequence Schéma	**Typ** **Type** **Type**	Art Form	FS-Pos.	Kontakte Contacts	**Bauformen** **Mounting form** **Type de montage**								**Hauptschalter** **Main switch** **Interrupteur général**				Schaltbild Contact diagram Diagrammes		Alternativ-Typ Alternative-Type Type alternatif
Nr. No. No.					/E	/EZ	/X	/XZ	/IVS	/Z	/I	/CI19	/I/SVB	/CI19/SVB	/EA/SVB	/V/SVB	Seite-Bild-Nr. Page-Pict.-No. Page-Pict.-No.	Seite Page Page	
15552	**T0-9-15552**	BA	5	17	+	+	–	+	+	+	–	–	–	–	–	–	1/24-09	2/89	
15552	**T3-9-15552**	BA	5	17	+	+	–	+	+	+	–	–	–	–	–	–	1/24-09	2/89	
15553	**T0-9-15553**	BA	6	18	+	+	–	+	+	+	–	–	–	–	–	–	1/24-10	2/90	
15553	**T3-9-15553**	BA	6	18	+	+	–	+	+	+	–	–	–	–	–	–	1/24-10	2/90	
15554	**T0-6-15554**	BA	6	12	+	+	–	+	+	+	–	–	–	–	–	–	1/24-08	2/90	
15554	**T3-6-15554**	BA	6	12	+	+	–	+	+	+	–	–	–	–	–	–	1/24-08	2/90	
15579	**T4A-4-15579**	EA	2	8	–	–	–	–	–	–	–	–	–	–	–	–	——>		T5B-4-15579
15579	**T5B-4-15579**	EA	2	8	+	–	+	–	–	+	+	–	+	–	+	+			
15579	**T5-4-15579**	EA	2	8	+	–	+	–	–	+	–	+	–	+	+	+			
15580	**T41A-6-15580**	EA	2	12	–	–	–	–	–	–	–	–	–	–	–	–	——>		T5-4-15579
15600	**T0-3-15600**	SP	3	5	+	+	–	+	+	+	+	–	–	–	–	–	1/09-18	2/77	
15600	**T3-3-15600**	SP	3	5	+	+	–	+	–	+	+	–	–	–	–	–	1/09-18	2/77	
15601	**T0-4-15601**	SP	8	8	+	+	–	+	+	+	+	–	–	–	–	–	1/21-25		
15601	**T3-4-15601**	SP	8	8	+	+	–	+	–	+	+	–	–	–	–	–	1/21-25		
15602	**T0-4-15602**	CD	10	8	+	+	–	+	+	+	+	–	–	–	–	–	1/22-26	2/76	
15602	**T3-4-15602**	CD	10	8	+	+	–	+	–	+	+	–	–	–	–	–	1/22-26	2/76	
15603	**T0-4-15603**	CD	10	8	+	+	–	+	+	+	+	–	–	–	–	–	1/23-01	2/76	
15603	**T3-4-15603**	CD	10	8	+	+	–	+	–	+	+	–	–	–	–	–	1/23-01	2/76	
15604	**T0-4-15604**	CD	10	8	+	+	–	+	+	+	+	–	–	–	–	–	1/23-02	2/76	
15604	**T3-4-15604**	CD	10	8	+	+	–	+	–	+	+	–	–	–	–	–	1/23-02	2/76	
15606	**T0-4-15606**	CD	10	8	+	+	–	+	+	+	+	–	–	–	–	–	1/23-03		
15606	**T3-4-15606**	CD	10	8	+	+	–	+	–	+	+	–	–	–	–	–	1/23-03		
15611	**T0-8-15611**	UG	7	15	+	+	–	+	+	+	–	–	–	–	–	–			
15611	**T3-8-15611**	UG	7	15	+	+	–	+	–	+	–	–	–	–	–	–			
15611	**T4A-10-15611**	UG	7	15	–	–	–	–	–	–	–	–	–	–	–	–	——>		T5B-10-15611
15611	**T5B-10-15611**	UG	7	15	+	–	+	–	–	+	–	–	–	–	–	–		3/60	
15611	**T5-10-15611**	UG	7	15	+	–	+	–	–	+	–	–	–	–	–	–		3/60	
15642	**T0-2-15642**	SE	3	4	+	+	–	+	+	+	+	–	–	–	–	–	1/09-05	2/72	
15642	**T3-2-15642**	SE	3	4	+	+	–	+	–	+	+	–	–	–	–	–	1/09-05	2/72	
15643	**T0-5-15643**	W	6	10	+	+	–	+	+	+	–	–	–	–	–	–	1/20-13	2/12	
15643	**T3-5-15643**	W	6	10	+	+	–	+	–	+	–	–	–	–	–	–	1/20-13	2/12	
15643	**T4A-5-15643**	W	6	10	–	–	–	–	–	–	–	–	–	–	–	–	——>		T5B-5-15643
15643	**T5B-5-15643**	W	6	10	+	–	+	–	–	+	–	–	–	–	–	–		3/12	
15643	**T5-5-15643**	W	6	10	+	–	+	–	–	+	–	–	–	–	–	–		3/12	
15679	**T0-2-15679**	EA	2	4	+	+	–	+	+	+	+	–	+	–	+	+	1/05-03	2/04	T0-2-15169
15679	**T3-2-15679**	EA	2	4	+	+	–	+	–	+	+	–	+	–	+	+	1/05-03	2/04	T3-2-15169
15680	**T0-3-15680**	EA	2	6	+	+	–	+	+	+	+	–	+	–	+	+	1/05-27	2/04	T0-3-130
15680	**T3-3-15680**	EA	2	6	+	+	–	+	–	+	+	–	+	–	+	+	1/05-27	2/04	T3-3-130
15681	**T0-3-15681**	EA	2	6	+	+	–	+	+	+	+	–	+	–	+	+	1/05-28	2/04	
15681	**T3-3-15681**	EA	2	6	+	+	–	+	–	+	+	–	+	–	+	+	1/05-28	2/04	
15682	**T0-4-15682**	EA	2	8	+	+	–	+	+	+	+	–	+	–	+	+	1/06-08	2/05	
15682	**T3-4-15682**	EA	2	8	+	+	–	+	–	+	+	–	+	–	+	+	1/06-08	2/05	
15683	**T0-3-15683**	EA	2	6	+	+	–	+	+	+	+	–	+	–	+	+	1/05-29	2/04	
15683	**T3-3-15683**	EA	2	6	+	+	–	+	–	+	+	–	+	–	+	+	1/05-29	2/04	
15690	**T41A-6-15690**	EA	2	6	–	–	–	–	–	–	–	–	–	–	–	–	——>		T5-3-8342
15700	**T0-4-15700**	EA	2	8	+	+	–	+	+	+	+	–	+	–	+	+	1/06-10	2/05	
15700	**T3-4-15700**	EA	2	8	+	+	–	+	–	+	+	–	+	–	+	+	1/06-10	2/05	
15700	**T4A-4-15700**	EA	2	8	–	–	–	–	–	–	–	–	–	–	–	–	——>		T5B-4-15700
15700	**T5B-4-15700**	EA	2	8	+	–	+	–	–	+	+	–	+	–	+	+		3/03,04	
15700	**T5-4-15700**	EA	2	8	+	–	+	–	–	+	–	+	–	+	+	+		3/03,04	
15701	**T0-7-15701**	EA	2	14	+	+	–	+	+	+	–	–	–	–	–	–		2/05	T5-4-15700
15701	**T3-7-15701**	EA	2	14	+	+	–	+	–	+	–	–	–	–	–	–		2/05	T5-4-15700
15701	**T44A-5-15701**	EA	2	14	–	–	–	–	–	–	–	–	–	–	–	–	——>		T5B-4-15700
15833	**T0-4-15833**	SP	4	7	+	+	–	+	+	+	+	–	–	–	–	–	1/15-08	2/77	
15833	**T3-4-15833**	SP	4	7	+	+	–	+	–	+	+	–	–	–	–	–	1/15-08	2/77	
15834	**T0-2-15834**	SE	4	4	+	+	–	+	+	+	+	–	–	–	–	–	1/14-25	2/74	
15834	**T3-2-15834**	SE	4	4	+	+	–	+	–	+	+	–	–	–	–	–	1/14-25	2/74	

1	2	3	4	5	6								7				8	9	10
Schaltung Contact sequence Schéma	**Typ Type Type**	Art Form	FS-Pos.	Kontakte Contacts	**Bauformen Mounting form Type de montage**								**Hauptschalter Main switch Interrupteur général**				Schaltbild Contact diagram Diagrammes		Alternativ-Typ Alternative-Type Type alternatif
Nr. No. No.					/E	/EZ	/X	/XZ	/IVS	/Z	/I	/CI19	/I/SVB	/CI19/SVB	/EA/SVB	/V/SVB	Seite-Bild-Nr. Page-Pict.-No. Page-Pict.-No.	Seite Page Page	
15866	**T0-6-15866**	PD	5	12	+	+	–	+	+	+	–	–	–	–	–	–	1/18-29		
15866	**T3-6-15866**	PD	5	12	+	+	–	+	–	+	–	–	–	–	–	–	1/18-29		
15867	**T0-7-15867**	PD	5	14	+	+	–	+	+	+	–	–	–	–	–	–	1/19-09		
15867	**T3-7-15867**	PD	5	14	+	+	–	+	–	+	–	–	–	–	–	–	1/19-09		
15876	**T0-5-15876**	YD	5	10	+	+	–	+	+	+	–	–	–	–	–	–		2/16	
15876	**T3-5-15876**	YD	5	10	+	+	–	+	–	+	–	–	–	–	–	–		2/16	
15877	**T0-6-15877**	YD	5	12	+	+	–	+	+	+	–	–	–	–	–	–	1/18-27	2/16	
15877	**T3-6-15877**	YD	5	12	+	+	–	+	–	+	–	–	–	–	–	–	1/18-27	2/16	
15892	**T0-5-15892**	YD	4	10	+	+	–	+	+	+	–	–	–	–	–	–	1/16-02	2/14	
15892	**T3-5-15892**	YD	4	10	+	+	–	+	–	+	–	–	–	–	–	–	1/16-02	2/14	
15892	**T4A-5-15892**	YD	4	10	–	–	–	–	–	–	–	–	–	–	–	–	——>		T5B-5-15892
15892	**T5B-5-15892**	YD	4	10	+	–	+	–	–	+	–	–	–	–	–	–		3/14	
15892	**T5-5-15892**	YD	4	10	+	–	+	–	–	+	–	–	–	–	–	–		3/14	
15893	**T0-6-15893**	YD	4	11	+	+	–	+	+	+	–	–	–	–	–	–	1/16-03	2/14	
15893	**T3-6-15893**	YD	4	11	+	+	–	+	–	+	–	–	–	–	–	–	1/16-03	2/14	
15893	**T4A-6-15893**	YD	4	11	–	–	–	–	–	–	–	–	–	–	–	–	——>		T5B-6-15893
15893	**T5B-6-15893**	YD	4	11	+	–	+	–	–	+	–	–	–	–	–	–		3/14	
15893	**T5-6-15893**	YD	4	11	+	–	+	–	–	+	–	–	–	–	–	–		3/14	
15896	**T0-5-15896**	YD	5	10	+	+	–	+	+	+	–	–	–	–	–	–	1/18-18	2/16	T0-5-15876
15896	**T3-5-15896**	YD	5	10	+	+	–	+	–	+	–	–	–	–	–	–	1/18-18	2/16	T3-5-15876
15896	**T4A-5-15896**	YD	5	10	–	–	–	–	–	–	–	–	–	–	–	–	——>		T5B-5-15896
15896	**T5B-5-15896**	YD	5	10	+	–	+	–	–	+	–	–	–	–	–	–		3/17	
15896	**T5-5-15896**	YD	5	10	+	–	+	–	–	+	–	–	–	–	–	–		3/17	
15897	**T0-6-15897**	YD	5	12	+	+	–	+	+	+	–	–	–	–	–	–	1/19-01	2/16	T0-6-15877
15897	**T3-6-15897**	YD	5	12	+	+	–	+	–	+	–	–	–	–	–	–	1/19-01	2/16	T3-6-15877
15897	**T4A-7-15897**	YD	5	12	–	–	–	–	–	–	–	–	–	–	–	–	——>		T5B-7-15897
15897	**T5B-7-15897**	YD	5	12	+	–	+	–	–	+	–	–	–	–	–	–		3/17	
15897	**T5-7-15897**	YD	5	12	+	–	+	–	–	+	–	–	–	–	–	–		3/17	
15898	**T0-6-15898**	YD	5	11	+	+	–	+	+	+	–	–	–	–	–	–	1/18-23	2/16	T0-6-15877
15898	**T3-6-15898**	YD	5	11	+	+	–	+	–	+	–	–	–	–	–	–	1/18-23	2/16	T3-6-15877
15898	**T4A-6-15898**	YD	5	11	–	–	–	–	–	–	–	–	–	–	–	–	——>		T5B-6-15898
15898	**T5B-6-15898**	YD	5	11	+	–	+	–	–	+	–	–	–	–	–	–		3/17	
15898	**T5-6-15898**	YD	5	11	+	–	+	–	–	+	–	–	–	–	–	–		3/17	
15899	**T0-5-15899**	YD	3	10	+	+	–	+	+	+	–	–	–	–	–	–	1/12-19	2/14	
15899	**T3-5-15899**	YD	3	10	+	+	–	+	–	+	–	–	–	–	–	–	1/12-19	2/14	
15899	**T4A-5-15899**	YD	3	10	–	–	–	–	–	–	–	–	–	–	–	–	——>		T5B-5-15899
15899	**T5B-5-15899**	YD	3	10	+	–	+	–	–	+	–	–	–	–	–	–		3/14	
15899	**T5-5-15899**	YD	3	10	+	–	+	–	–	+	–	–	–	–	–	–		3/14	
15900	**T0-5-15900**	YD	3	9	+	+	–	+	+	+	–	–	–	–	–	–	1/12-12	2/15	
15900	**T3-5-15900**	YD	3	9	+	+	–	+	–	+	–	–	–	–	–	–	1/12-12	2/15	
15900	**T4A-5-15900**	YD	3	9	–	–	–	–	–	–	–	–	–	–	–	–	——>		T5B-5-15900
15900	**T5B-5-15900**	YD	3	9	+	–	+	–	–	+	–	–	–	–	–	–		3/16	
15900	**T5-5-15900**	YD	3	9	+	–	+	–	–	+	–	–	–	–	–	–		3/16	
15901	**T0-6-15901**	YD	5	11	+	+	–	+	+	+	–	–	–	–	–	–	1/18-26	2/16	
15901	**T3-6-15901**	YD	5	11	+	+	–	+	–	+	–	–	–	–	–	–	1/18-26	2/16	
15901	**T4A-6-15901**	YD	5	11	–	–	–	–	–	–	–	–	–	–	–	–	——>		T5B-6-15901
15901	**T5B-6-15901**	YD	5	11	+	–	+	–	–	+	–	–	–	–	–	–		3/17	
15901	**T5-6-15901**	YD	5	11	+	–	+	–	–	+	–	–	–	–	–	–		3/17	
15902	**T0-5-15902**	SE	4	9	+	+	–	+	+	+	–	–	–	–	–	–	1/15-23	2/74	
15902	**T3-5-15902**	SE	4	9	+	+	–	+	–	+	–	–	–	–	–	–	1/15-23	2/74	
15904	**T0-1-15904**	ST	3	2	+	+	–	+	+	+	+	–	–	–	–	–	1/07-23	2/70	
15904	**T3-1-15904**	ST	3	2	+	+	–	+	–	+	+	–	–	–	–	–	1/07-23	2/70	
15905	**T0-2-15905**	SE	4	3	+	+	–	+	+	+	+	–	–	–	–	–	1/13-36	2/74	
15905	**T3-2-15905**	SE	4	3	+	+	–	+	–	+	+	–	–	–	–	–	1/13-36	2/74	
15906	**T0-2-15906**	SE	4	3	+	+	–	+	+	+	+	–	–	–	–	–	1/13-37		
15906	**T3-2-15906**	SE	4	3	+	+	–	+	–	+	+	–	–	–	–	–	1/13-37		
15907	**T0-2-15907**	SE	4	4	+	+	–	+	+	+	+	–	–	–	–	–	1/14-03	2/74	

Standardschaltungen
Standard contact sequences / Schémas standards

1	2	3	4	5	6								7				8	9	10
Schaltung Contact sequence Schéma	**Typ** **Type** **Type**	Art Form	FS-Pos.	Kontakte Contacts	**Bauformen** **Mounting form** **Type de montage**								**Hauptschalter** **Main switch** **Interrupteur général**				Schaltbild Contact diagram Diagrammes		Alternativ-Typ Alternative-Type Type alternatif
Nr. No. No.					**/E**	**/EZ**	**/X**	**/XZ**	**/IVS**	**/Z**	**/I**	**/CI19**	**/I/SVB**	**/CI19/SVB**	**/EA/SVB**	**/V/SVB**	Seite-Bild-Nr. Page-Pict.-No. Page-Pict.-No.	Seite Page Page	
15907	**T3-2-15907**	SE	4	4	+	+	–	+	–	+	+	–	–	–	–	–	1/14-03	2/74	
15915	**T0-4-15915**	SP	5	7	+	+	–	+	+	+	+	–	–	–	–	–	1/18-10	2/77	
15915	**T3-4-15915**	SP	5	7	+	+	–	+	–	+	+	–	–	–	–	–	1/18-10	2/77	
15916	**T0-3-15916**	MU	6	6	+	+	–	+	+	+	+	–	–	–	–	–	1/20-04	2/59	T0-3-15924
15916	**T3-3-15916**	MU	6	6	+	+	–	+	–	+	+	–	–	–	–	–	1/20-04	2/59	T3-3-15924
15917	**T0-3-15917**	MU	4	5	+	+	–	+	+	+	+	–	–	–	–	–	1/14-28		
15917	**T3-3-15917**	MU	4	5	+	+	–	+	–	+	+	–	–	–	–	–	1/14-28		
15918	**T0-2-15918**	MU	3	4	+	+	–	+	+	+	+	–	–	–	–	–	1/09-01	2/58	T0-2-15922
15918	**T3-2-15918**	MU	3	4	+	+	–	+	–	+	+	–	–	–	–	–	1/09-01	2/58	T3-2-15922
15919	**T0-2-15919**	MU	3	4	+	+	–	+	+	+	+	–	–	–	–	–	1/09-02	2/58	T0-2-15923
15919	**T3-2-15919**	MU	3	4	+	+	–	+	–	+	+	–	–	–	–	–	1/09-02	2/58	T3-2-15923
15920	**T0-2-15920**	MU	4	4	+	+	–	+	+	+	+	–	–	–	–	–	1/13-41	2/58	
15920	**T3-2-15920**	MU	4	4	+	+	–	+	–	+	+	–	–	–	–	–	1/13-41	2/58	
15921	**T0-2-15921**	MU	4	4	+	+	–	+	+	+	+	–	–	–	–	–	1/14-01	2/58	
15921	**T3-2-15921**	MU	4	4	+	+	–	+	–	+	+	–	–	–	–	–	1/14-01	2/58	
15922	**T0-2-15922**	MU	3	4	+	+	–	+	+	+	+	–	–	–	–	–	1/08-20	2/58	
15922	**T3-2-15922**	MU	3	4	+	+	–	+	–	+	+	–	–	–	–	–	1/08-20	2/58	
15923	**T0-2-15923**	MU	3	4	+	+	–	+	+	+	+	–	–	–	–	–	1/08-21	2/58	
15923	**T3-2-15923**	MU	3	4	+	+	–	+	–	+	+	–	–	–	–	–	1/08-21	2/58	
15924	**T0-3-15924**	MU	6	6	+	+	–	+	+	+	+	–	–	–	–	–	1/20-02	2/58	
15924	**T3-3-15924**	MU	6	6	+	+	–	+	–	+	+	–	–	–	–	–	1/20-02	2/58	
15925	**T0-5-15925**	MU	4	9	+	+	–	+	+	+	–	–	–	–	–	–	1/15-18	2/60	
15925	**T3-5-15925**	MU	4	9	+	+	–	+	–	+	–	–	–	–	–	–	1/15-18	2/60	
15951	**T0-4-15951**	W	3	7	+	+	–	+	+	+	+	–	–	–	–	–	1/10-25		
15951	**T3-4-15951**	W	3	7	+	+	–	+	–	+	+	–	–	–	–	–	1/10-25		

Gegenüberstellung alte / neue Schaltungsnummern

Comparison of old and new type references / Numéros de schémas modifiés

früherer Typ Previous Type Ancienne réf.	Ersatz-Typ Replacement Nouvelle référence
T1-	T0-
T2B-	T0-
T2-	T3-
T20B-1	P1-25
T20-1	P1-32
T21-3- 1	P1-32
T26-3- 1	P1-32
T4-	T5B-
T41-	T5-
T44-	T5B-
T46-	T5-
T4-2- 1	P3-63
T41-3- 1	P3-100
T44-2- 1	P3-63
T46-3- 1	P3-100
T4A-	T5B-
T41A-	T5-
T44A-	T5B-
T46A-	T5-
T4A-2- 1	P3-63
T41A-3- 1	P3-100
T44A-2- 1	P3-63
T46A-3- 1	P3-100
T26-3- 12	P1-32
T26-6- 13	T3-6-13
T4-...- 13	T5B-5-15892
T4-...- 14	T5B-6-15893
T41-6- 15	T5B-3-8342
T4-3- 19	T5B-3-130
T4-3- 19	P3-63/.../N/HI11
T26-4- 22	T3-4-22
T4-...- 22	T5B-3-8341
T...-...- 26	T...-5-15896
T...-...- 27	T...-7-15897
T...-...- 28	T...-6-15898
T...-...- 40	--
T...-...- 51	T...-6-15896
T1-...- 52	T0-5-15892
T4-...- 52	T5B-7-15897
T1-...- 53	T0-6-15893
T4-...- 53	T5B-6-15898
T...-...- 54	T...-...-34171*
T...-...- 57	T...-...-34172*
T...-...- 58	T...-...-34173*
T...-...- 59	T...-...-34174*
T...-...- 60	T...-2-1
T...-...- 61	T...-3-8401
T...-...- 62	T...-2-1
T26-3- 62	P1-32
T...-...- 63	T...-3-21
T4-...- 83	T5B-3-80
T20B-1- 102	T0-1-102
T20-1- 102	T3-1-102
T24-2- 105	P1-32
T44-2- 105	P3-63
T...-...- 108	T...-1-15108
T46-3- 108	P3-100
T...-...- 109	T...-1-15109
T44-3- 109	P3-63/.../N

früherer Typ Previous Type Ancienne réf.	Ersatz-Typ Replacement Nouvelle référence
T1-1- 110	T0-1-15110
T46-5- 110	P3-100/.../N
T...-...- 111	T...-1-15111
T41-4- 111	P3-100/.../N
T...-...- 112	T...-2-15112
T24-3- 114	T3-3-8401
T24-3- 116	P1-32/...+UV
T41-8- 120	T5-4-88
T...-...- 127	--
T...-...- 128	--
T...-...- 129	--
T...-...- 138	T...-...-34170*
T...-...- 139	T...-...-34175*
T24-3- 166	T3 -3 -15680
T...-...- 167	T...-...-34176*
T...-...- 168	T...-...-34177*
T...-...- 169	--
T1-2- 434	T0-2-15921
T1-...- 612	T0-2-15922
T1-...- 1770	T0-3-15916
T1-...- 2098	T0-3-15098
T20B-1- 8200	T0-1- 8200
T20-1- 8200	T3-1- 8200
T...-...- 8279	T...-3-8297
T...-...- 8411	T...-...-34178*
T...-...- 8412	T...-...-34179*
T...-...- 8415	--
T...-...- 8527	T...-2-15432
T...-...- 11277	T...-2-15906
T4-...- 15046	T5B-2-15114
T4-...- 15113	T5B-2-15114
T...-...- 15143	T...-3-8451
T...-...- 15159	T...-3-15680
T...-...- 15237	T...-9-15236
T26-4- 15256	T3-4-15256
T4-...- 15259	T5B-3-15260
T26-4- 15260	P1-32/.../2HI11
T...-...- 15263	T...-1-102
T...-...- 15267	T...-2-8324
T...-...- 15642	T...-2-8711
T4-...- 15681	T5B-3-15284
T4-...- 15682	T5B-4-15164
T4-...- 15683	T5B-3-15159
T...-...- 15843	T...-2-15834
T4-...- 15866	T5B-7-66
T4-...- 15867	T5B-9-67
T...-...- 15877	T...-5-15896
T...-...- 19364	T...-4-15602
T...-...- 19433	T...-4-15603

* nicht für moderne, verlustarme Motoren geeignet (hoher Einschaltstrom)

* not suitable for modern, low loss motors (high starting current)

* pas adapté aux moteurs modernes à faibles pertes (courant de démarrage élevé)

Nockenschalter T mit Sonderschaltung

Typenbezeichnung

T ..... - ..... - ..... /..... +.....

Baugröße

Anzahl der Baueinheiten (BE)
(2 Kontakte je Baueinheit)

		BE max.	Kontakte max.
T0	T0:	11	22
T3	T3:	11	22
T5B	T5B:	10	20
T5	T5:	10	20
TM	TM:	8	16

Schaltungsnummer
mit Nationalitätskennzeichen des Herstellungslandes.
Bei Erstbestellung SOND-FO2 eintragen und ausgefülltes Blatt (wie unten) beifügen. Schaltungsnummer wird vom Lieferwerk festgelegt. Zur Nachbestellung ist die Typenbezeichnung ausreichend.

Bauform

Einbau „/E“
Zentraleinbau „/EZ“ (für T0, T3)
Aufbau „/I, CI19 bei T5“
(bis 4 Baueinheiten)
Verteilereinbau „/IVS“ (für T0)
Zwischenbau „/Z“
Einbau-Hauptschalter „/EA/SVB“
Aufbau-Hauptschalter „/I/SVB“
Zwischenbau-Hauptschalter „/V/SVB“
Bauformen für TM:
„/E“ oder „/EZ“

Zusatzausrüstung

Bei jeder Bestellung stets vollständig angeben!
Für TM: ../EZ:
nur /S-.. möglich

Projektierungshinweise

Schaltung

Nebenstehendes Formblatt FO 2 erleichtert Ihnen die Festlegung der Schaltung. FO 2 ist geeignet zur Versendung per Telefax.
Kopiervorlage → Seite 4/59

Schaltwinkel

30, 40, 60, 90°
Vorzugswerte: 60°
für EIN-AUS-Schalter: 90°
für Hauptschalter: 90° wie FS 908

Umschaltung mit Unterbrechung zwischen 2 Stellungen (EIN-AUS-EIN) nicht zulässig bei T0; T3 und TM = 30°, 45°; bei T5(T5B) = 30°

Selbsttätiger Rückzug

Die Schaltbewegung wird durch einen Anschlag begrenzt. Der Rückzug erfolgt in die letzte gerastete Stellung. Bei 2seitigem Rückzug dürfen dazwischen max. 3 Raststellungen liegen.
Der Rückzugwinkel ist ≈½ Schaltwinkel.

Wischkontakte

Die Wischzeit des Kontaktes hängt wesentlich von der Betätigungsgeschwindigkeit ab. Um ein Schütz mit einem Wischimpuls anzusteuern, darf der Schaltwinkel des Nockenschalters nicht kleiner als 60° sein, weil bei kleinerem Schaltwinkel die Impulszeit zu kurz sein kann.

Rundschaltung

Nur bei 360°-Gesamtschaltwinkel möglich. Hierbei kann die Schaltbewegung beliebig in beiden Drehrichtungen erfolgen. Die Zahl der Schaltstellungen multipliziert mit dem Schaltwinkel muß 360° ergeben. TM mit 12 Stellungen je 30° ist nur mit Rundschaltung, nicht mit Anschlag möglich.

Anzahl der Baueinheiten

$$\frac{\text{Anzahl der Kontakte}}{2} = \text{auf ganze Zahl aufrunden}$$

Die Schaltkammer = Baueinheit (BE) hat 1 oder 2 Kontakte, die von der Nockenscheibe betätigt werden.
Bei T5(T5B) ist das eine gemeinsame Nockenscheibe für beide Kontakte. Deshalb gilt für T5(T5B) folgendes:
Bei einem Gesamt-Schaltwinkel **unter 180°** sind die Kontakte **unabhängig** voneinander schaltbar. Ab 180°-Schaltwinkel können nur dann 2 Kontakte in der gleichen BE sein, wenn deren Schaltprogramm übereinstimmt, sonst T5B = 4/8BE ist (z.B. Stufenschalter T5B).

Es ist möglich, daß sich aus technischen Gründen die Reihenfolge der Kontakte ändert.
Bei Sonderschaltern sind die Brücken vorzugsweise so anzuordnen, daß Klemmen miteinander gebrückt werden, die eine Differenz von 4 haben, z. B. die Klemmen 1-5-9; 2-6-10; 3-7-11- oder 4-8-12. Solche Brücken sind lösbar (gilt auch für Standardschalter), während Brücken 1-3, 2-4, 5-7, 6-8 nicht lösbar sind, weil sie sich innerhalb des Schalters befinden. Brücken zwischen einer geraden Zahl und einer ungeraden Zahl (z. B. 2-3) sind ab Werk nicht möglich. Solche Verbindungen sind vom Anwender bei der Installation herzustellen.

telebrief
FACSIMILE
TELEFAX

Telefax-Anschluß der Sendestelle Telefax connection of sender Coordonnés téléfax de l'expediteur	**Seitenzahl** No. of/de pages	**Dienstvermerke** Reference Référence	**No.**	(**Datum** / Date)
	Gebühr Fee Taxe	**Sendezeit, Name** / Transm. time, name / Heure d'émission, nom		

An / To / A: (**Empfänger** / Addressee / Destinataire)

Von / From / De: (**Absender** / Sender / Expéditeur)

MOELLER

Nockenschalter T
Rotary switch
Commutateur à cames

Typ: Type: Référence:
Aussteller: Writer: Responsable:
Datum: Date:
Stückzahl: Quantity: Quantité:
Kunden-Auftrags-Nr. Customer's Order No.: No. de la commande du client:
DM/Stück: DM/piece: DM/pièce:
Versandvorschrift: Shipping instruction: Instructions d'expédition:

Schaltwinkel Switching angle Angle de balayage 90/45
Frontschild Nr. Front Plate No. Plastron no.
○ **STANDARD** ☒ **SOND**

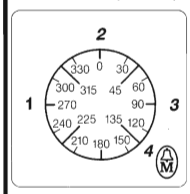

Rundschaltung ○ Complete rotation Rotation totale
☒ **autom. Rückzug** Spring return Retour automatique

Baueinheiten / Contact units / Galettes

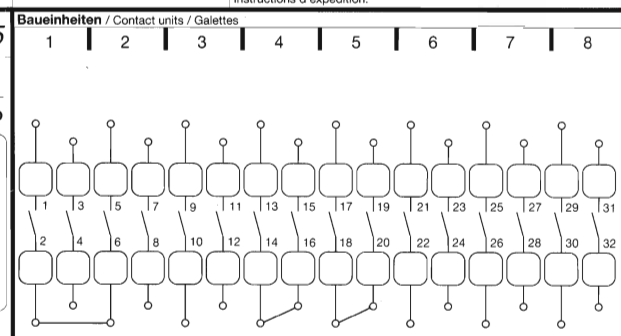

wahlweise

Schaltstellungsbezeichnung Switch position marking Désignation des positions

	Grad Degree Degré	1 2	3 4	5 6	7 8	9 10	11 12	13 14	15 16	17 18	19 20	21 22	23 24	25 26	27 28	29 30	31 32
1	270	X	X	X	X	X		X	X	X							
2	0		X	X			X		X		X						
3	90				X	X											
4	135											X					

Schlüssel abziehbar Key removable retirer la clé
Werks-Nr.: Factory No.: Nº usine:

FO2

Es ist möglich, daß sich aus technischen Gründen die Reihenfolge der Kontakte ändert.
The sequence of contacts may be changed for technical reasons.
L'ordre des contacts peut changer pour raisons techniques.

Type reference

T .....-.....-.....-.....-.....+.....

Switch size	Number of contact units (BE) (Max. of 2 contacts per unit)	Max. units	Max. contacts
T0	T0 :	11	22
T3	T3 :	11	22
T5B	T5B	10	20
T5	T5	10	20
TM	TM	8	16

Contact sequence number
With nationality.
For initial order specify SOND-FO2 and enclose completed form (see below).
Sequence number is issued by factory.
For subsequent orders, type suffix is sufficient.

Mounting form

"E"	cover mounting
"EZ"	single hole mounting (T0 and T3 only)
"Z"	base mounting
"I"	surface mounting up to four units
"I/SVB"	surface mounting main switch
"EA/SVB"	cover mounting main switch
"V/SVB"	interlocked base mounting main switch

Accessories

Design notes

Contact sequences

The form FO 2 shown alongside makes it easy to determine the contact sequence. Form FO 2 can be sent by telefax.
See Page 4/59 for copy.

Switching angles

30, 45, 60, 90°
Preferred angle: 60°
For On-Off switches: 90°
For main switches: 90°, as FS 908

No interruption of contact between two switching positions (On-Off-On) on T0; at switching angles of 30° and 45° on T3, at switching angle of 30° on T5(B)

Spring return

Switching movement is limited by a stop. The switch returns under spring pressure from the last position in each direction. Where a switch has spring return from both directions, a maximum of three positions can be traversed.

Wiping contact

Duration of contact depends primarily on the speed of actuation. If a contactor is to be actuated by means of wiping contact, the switching angle must not be less than 60°, or the switching pulse may be too short.

Fully rotational switch

Possible only with a total switching angle of 360°. Unrestricted rotation in either direction. The number of switch positions multiplied by the switching angle must equal 360.

Number of contact units

$$\frac{\text{Number of contacts}}{2} = \text{Round up to nearest whole number}$$

Each contact chamber = contact unit (BE) has 1 or 2 contacts operated by the cam. On T5(B) switches one cam operates both contacts, consequently:
Where the total switching angle **less than 180°**, each contact can be operated independently. At switching angles of 180° or above, two contacts per chamber are possible only if their switching sequences are the same, but offset by 180° (e.g. T5B-4-8235 step switch)

The sequence of the contacts may be changed if technical reasons so dictate.

For non-standard switches, it is preferable to arrange the links so that the terminals which have a difference of four are linked with one another, e. g. terminals 1-5-9; 2-6-10; 3-7-11- or 4-8-12. Such links can be removed (also applies for standard switches), whereas links 1-3, 2-4, 5-7, 6-8 can not be removed because they are situated within the switch. Links between an even number and an odd number (e. g. 2-3) must be supplied by the user.

telebrief FACSIMILE **TELEFAX**

Telefax-Anschluß der Sendestelle Telefax connection of sender Coordonnés téléfax de l'expediteur	Seitenzahl No. of/de pages	Dienstvermerke Reference Référence	No.	(Datum / Date)
	Gebühr Fee Taxe	Sendezeit, Name / Transm. time, name / Heure d'émission, nom		

An / To / A: (**Empfänger** / Addressee / Destinataire)

Von / From / De: (**Absender** / Sender / Expéditeur)

MOELLER — **Nockenschalter T**
Rotary switch
Commutateur à cames

Typ: Type: Référence:	**Aussteller:** Writer: Responsable:	**Datum:** Date:
Stückzahl: Quantity: Quantité:	**Kunden-Auftrags-Nr.** Customer's Order No.: No. de la commande du client:	
DM/Stück: DM/piece: DM/pièce:	**Versandvorschrift:** Shipping instruction: Instructions d'expédition:	

Schaltwinkel Switching angle Angle de balayage: 90/45
Frontschild Nr. Front Plate No. Plastron no.
○ STANDARD ☒ SOND

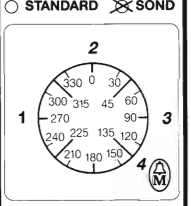

Rundschaltung ○ Complete rotation Rotation totale
☒ **autom. Rückzug** Spring return Retour automatique

Baueinheiten / Contact units / Galettes

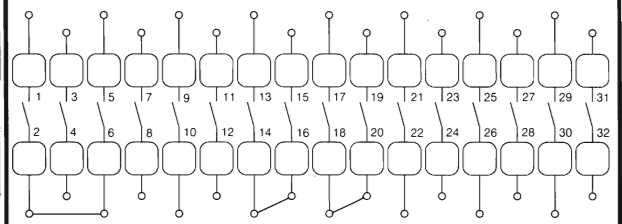

Schaltstellungsbezeichnung Switch position marking Désignation des positions

	Grad Degree Degré	1 2	3 4	5 6	7 8	9 10	11 12	13 14	15 16	17 18	19 20	21 22	23 24	25 26	27 28	29 30	31 32
1	270	X	X	X	X	X		X		X							
2	0		X	X					X		X						
3	90				X	X	X										
4	135											X					

As required

Schlüssel abziehbar Key removable retirer la clé

Werks-Nr.: Factory No.: Nº usine:

Es ist möglich, daß sich aus technischen Gründen die Reihenfolge der Kontakte ändert.
The sequence of contacts may be changed for technical reasons.
L'ordre des contacts peut changer pour raisons techniques.

FO2

Commutateurs à cames T à schémas spéciaux

Référence

T ..... - ..... - ..... /..... +.....

Taille

Nombre de galettes de contact
(2 contacts par galette)

		Galettes max.	Contacts max.
T0	T0:	11	22
T3	T3:	11	22
T5B	T5B:	10	20
T5	T5:	10	20

Numéro de schéma
avec symbole de nationalité. A la première commande, indiquer SOND-FO2 et joindre le formulaire rempli (voir ci-dessous). Le numéro de schéma est attribué par l'usine. Pour toute commande ultérieure, il suffit d'indiquer la référence avec ce numéro de schéma.

Modèle
- à encastrer « /E »
- à encastrer avec fixation centrale « /EZ »(pour T0, T3)
- en saillie « /I, CI19" pour T5 (jusqu'à 4 galettes)
- à encastrer en tableau modulaire « /IVS » (pour T0)
- à encastrer avec fixation arrière « /Z »
- interrupteur général à encastrer « /EA/SVB »
- interrupteur général en saillie « I/SVB »
- interrupteur général à encastrer avec fixation arrière « /V/SVB »
- pour les mini-commutateurs TM : « /E » ou « /EZ »

Equipements complémentaires
A indiquer à chaque commande !
Pour TM : .../EZ : uniquement /S-.. possible

Directives d'étude

Schéma

L'imprimé FO 2 ci-contre vous aidera à établir le schéma du commutateur.
Il convient pour les commandes par télécopie.
Modèle pour photocopie → page 4/61

Angles de rotation

30, 45, 60, 90°
Valeur préférentielle : 60°
pour commutateurs Marche-Arrêt : 90°
pour interrupteurs généraux : 90° comme FS 908

Coupure entre 2 positions (Marche-Arrêt-Marche) non admise pour T0
Angle de rotation : T3 et TM = 30°, 45°;
T5 (T5B) = 30°

Retour automatique

Le mouvement de rotation est limité par une butée. Le retour automatique s'effectue au moment de la rencontre de la butée.
En cas de retour des deux côtés, il ne doit y avoir que 3 positions intermédiaires.
Angle de retour ≈ ½ angle de rotation

Contacts fugitifs

La durée du contact dépend essentiellement de la vitesse de manœuvre. Pour piloter un contacteur avec une impulsion fugitive, l'angle de rotation du commutateur ne doit pas être inférieur à 60°, sinon la durée d'impulsion risque d'être trop courte.

Rotation totale dans les deux sens

Possible uniquement pour un angle total de 360°. La rotation peut s'effectuer dans les 2 sens. La multiplication du nombre de positions par l'angle de rotation doit être égale à 360°. TM avec 12 positions de 30° chacune, possible uniquement avec rotation complète, sans butée

Nombre de galettes de contact

$$\frac{\text{Nombre de contacts}}{2} = \text{arrondir au nombre entier supérieur}$$

Les galettes sont équipées d'1 ou 2 contacts actionnés par cames.
Sur le T5 (T5B), les 2 contacts sont actionnés par une came commune. Il en résulte que si l'angle de rotation total est **inférieur à 180°,** les contacts peuvent être commutés indépendamment l'un de l'autre. A partir d'un angle de rotation de 180°, une même galette peut comporter 2 contacts décalés de 180° à condition que les fonctions de ces deux contacts soient identiques (par ex.commutateur à gradins T5B-4-8235.

L'ordre des contacts peut être modifié pour des rison techniques.
Sur les commutateurs spéciaux, disposer les ponts de manière à relier les bornes ayant une différence de 4 dans leur numérotation, par ex. 1-5-9-, 2-6-10-, 3-7-11- ou 4-8-12. Ces ponts sont amovibles (cela s'applique également aux commutateurs standards), contrainement aux ponts 1-3, 2-4, 5-7, 6-8 qui se trouvent à l'intérieur du commutateurs. Les ponts entre un nombre pair et impair (par ex. 2-3) ne sont pas réalisables en usine. Ces liaisons doivent être établies par l'utilisateur lors de l'installation.

telebrief FACSIMILE **TELEFAX**
Telefax-Anschluß der Sendestelle Telefax connection of sender Coordonnées téléfax de l'expéditeur
Seitenzahl No. of/de pages
Dienstvermerke Reference Référence
No.
(Datum / Date)
Gebühr Fee Taxe
Sendezeit, Name / Transm. time, name / Heure d'émission, nom
An / To / A: **(Empfänger** / Addressee / Destinataire)
Von / From / De: **(Absender** / Sender / Expéditeur)

MOELLER
Nockenschalter T
Rotary switch
Commutateur à cames

Typ: Type: Référence:
Aussteller: Writer: Responsable:
Datum: Date:
Stückzahl: Quantity: Quantité:
Kunden-Auftrags-Nr. Customer's Order No.: No. de la commande du client:
DM/Stück: DM/piece: DM/pièce:
Versandvorschrift: Shipping instruction: Instructions d'expédition:

Schaltwinkel Switching angle Angle de rotation 90/45
Frontschild Nr. Front Plate No. Plastron no.
○ STANDARD ☒ SOND

Baueinheiten / Contact units / Galettes: 1 2 3 4 5 6 7 8

Rundschaltung ○ Complete rotation Rotation totale
autom. Rückzug ☒ Spring return Retour automatique

au choix

Schaltstellungsbezeichnung Switch position marking Désignation des positions — **Grad** Degree Degré

		1 2	3 4	5 6	7 8	9 10	11 12	13 14	15 16	17 18	19 20	21 22	23 24	25 26	27 28	29 30	31 32
1	270	X	X	X	X	X		X		X							
2	0		X	X			X		X		X						
3	90				X	X											
4	135											X					

Schlüssel abziehbar Key removable Retrait de la clé
Werks-Nr.: Factory No.: Nº usine:

Es ist möglich, daß sich aus technischen Gründen die Reihenfolge der Kontakte ändert.
The sequence of contacts may be changed for technical reasons.
L'ordre des contacts peut changer pour raisons techniques.

FO2

telebrief FACSIMILE **TELECOPIE**	**Telefax-Anschluß der Sendestelle** Telefax connection of sender N° télécopieur de l'expéditeur	**Seitenzahl** No. of pages Nbre de pages	**Dienstvermerke** Reference Référence	**N°**	(**Datum** / Date)
		Gebühr Fee Taxe	**Sendezeit, Name** / Transm. time, name / Heure d'émission, nom		

An / To / A: (**Empfänger** / Addressee / Destinataire)

Von / From / De: (**Absender** / Sender / Expéditeur)

MOELLER

Nockenschalter T
Rotary switch
Commutateur à cames

Typ: Type: Référence:	**Aussteller:** Writer: Responsable:	**Datum:** Date:
Stückzahl: Quantity: Quantité:	**Kunden-Auftrags-Nr.** Customer's Order No.: No. de commande client:	
DM/Stück: DM/piece: Prix unitaire: **Nr.**	**Versandvorschrift:** Shipping instruction: Consignes d'expédition:	

Schaltwinkel °
Switching angle
Angle de rotation _____

Frontschild Nr.
Front Plate No.
Plastron N° _____

○ **STANDARD** ○ **SOND**

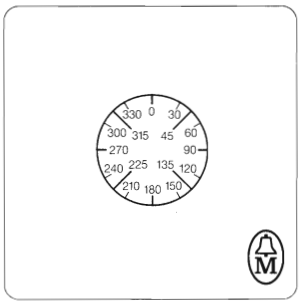

○ **Rundschaltung**
Complete rotation
Rotation totale

○ **autom. Rückzug**
Spring return
Retour automatique

Baueinheiten / Contact units / Galettes

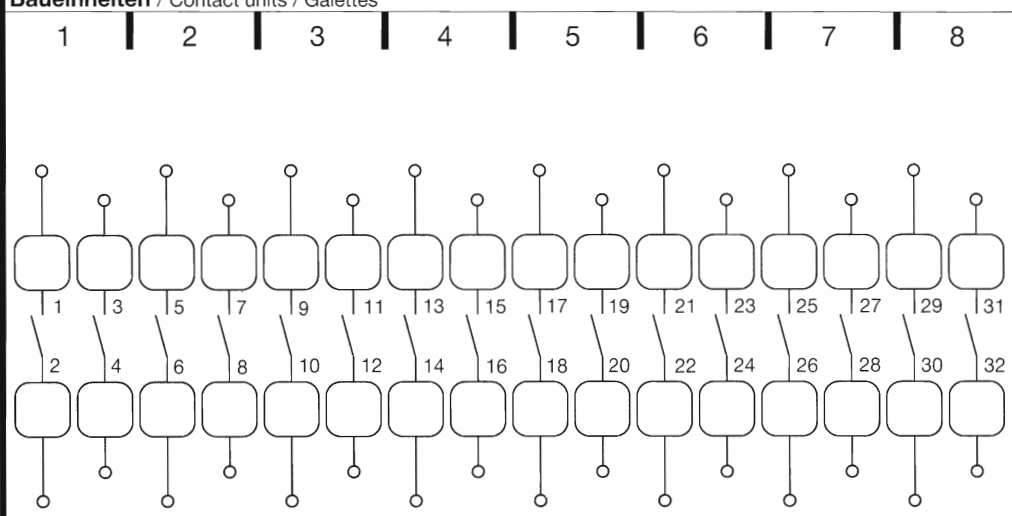

Schaltstellungsbezeichnung
Switch position marking
Repérage des positions

Grad Degree Degrés	1 2	3 4	5 6	7 8	9 10	11 12	13 14	15 16	17 18	19 20	21 22	23 24	25 26	27 28	29 30	31 32

Schlüssel abziehbar
Key removable
Retrait de la clé

Werks-Nr.:
Factory No.:
N° de l'usine:

Es ist möglich, daß sich aus technischen Gründen die Reihenfolge der Kontakte ändert.
The sequence of contacts may be changed for technical reasons.
L'ordre des contacts peut être modifié pour des raisons techniques.

telebrief FACSIMILE TELEFAX	Telefax-Anschluß der Sendestelle Telefax connection of sender No. télécopieur de l'expéditeur	Seitenzahl No. of pages Nbre de pages	Dienstvermerke Reference Référence	No.	Datum /Date
An / To / A: (Empfänger / Addressee / Destinataire)		Gebühr Fee Taxe	Sendezeit, Name / Transm. time, name / Heure d'émission, nom		

Von / From / De: (Absender / Sender / Expéditeur

Kopiervorlage / Copy specimen / Modèle de copie

MOELLER	Frontschild Front plate Plastron	Sonderbeschriftung Non-standard inscription Inscription spéciale

Typ: Type: Référence:	**Aussteller:** Writer: Responsable:	**Datum:** Date:
Stückzahl: Quantity: Quantité:	**Nr.**	**Kunden-Auftrags-Nr.:** Customer's Order No.: N° de commande client:
DM/Stück: DM/piece: DM/pièce:		**Versandvorschrift:** Shipping instruction: Consignes d'expédition:

Frontschild mit Sonderbeschriftung

silberfarbig mit schwarzer Schrift

Text eintragen →
außerhalb der Umrandungen
die max. mögliche Zeichenzahl beachten!

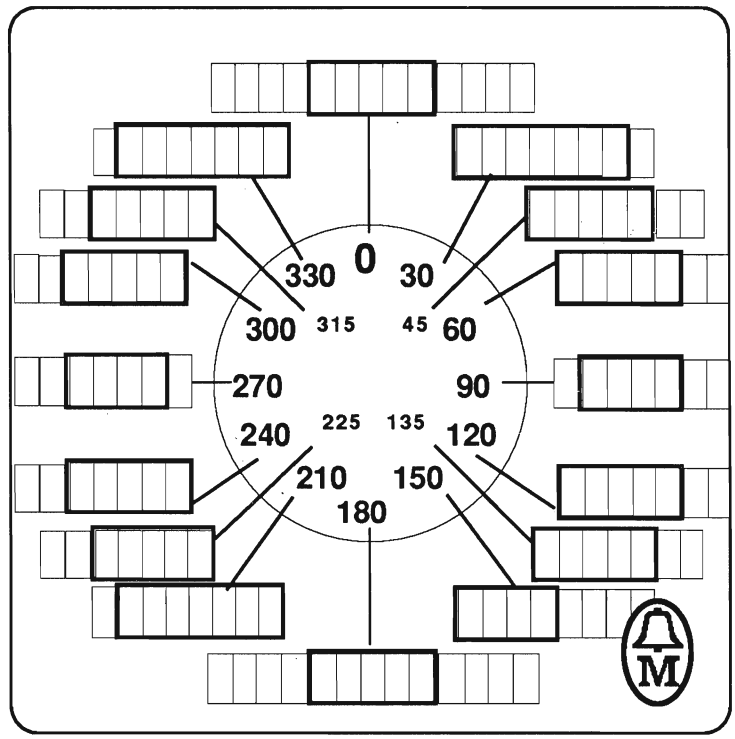

Für P1 und P3 nur Position 270 und 0° ausfüllen

Typ

○ **FS-SOND-T0 (T3, P1)**

Schrifthöhe bis zu 2 Zeichen 4 mm
mehr als 2 Zeichen 3 mm

○ **FS-SOND-P3 (T5, T5B)**

Schrifthöhe bis zu 2 Zeichen 8 mm
mehr als 2 Zeichen 5 mm

○ **FS-SOND-TM-E**

○ **FS-SOND-TM-EZ**

Schrifthöhe bis zu 2 Zeichen ca. 3,5 mm
mehr als 2 Zeichen 2,5 mm

Max. mögliche Zeichenzahl
Position

Grad	T0/P1	T5/P3	TM-E	TM-EZ
0, 180	13	13	5	5
30, 210, 330	8	8	8	7
45, 135, 225, 315	6	7	6	5
60, 120, 240, 300	5	7	5	5
90, 270	4	7	5	4
150	8	8	4	4

Abmessungen

Typ	Frontschildgröße
T0, T3, P1	45 x 45 mm (für Rahmen 48 x 48)
P3, T5, T5B	84 x 84 mm (für Rahmen 88 x 88)
TM-.../E	29 x 29 mm (für Rahmen 30 x 30)
TM-.../EZ(-...)	29 x 29 mm (für Rahmen 30 x 30)

Werks-Nr.:
Factory No.:
N° usine: